



US00D445353S

(12) **United States Design Patent**
Cabarbaye

(10) **Patent No.:** **US D445,353 S**

(45) **Date of Patent:** **** Jul. 24, 2001**

(54) **NECKLACE**

1,813,963 * 7/1931 Schick 24/616
2,539,777 * 1/1951 Grassmann 59/80
4,527,316 * 7/1985 Murphy 63/2

(75) **Inventor:** **Anne Cabarbaye**, Fontenay-Sous-Bois
(FR)

* cited by examiner

(73) **Assignee:** **Cartier International B.V.**, Amsterda
(NL)

Primary Examiner—Ralf Seifert

(**) **Term:** **14 Years**

(74) *Attorney, Agent, or Firm*—Oliff & Berridge, PLC

(21) **Appl. No.:** **29/115,207**

(57) **CLAIM**

(22) **Filed:** **Dec. 10, 1999**

The ornamental design for necklace, as shown and described.

(30) **Foreign Application Priority Data**

DESCRIPTION

Jun. 10, 1999 (FR) 99 3698

(51) **LOC (7) Cl.** **11-01**

FIG. 1 is a front prospective view of the necklace showing the manner in which the necklace is to be worn; and,

(52) **U.S. Cl.** **D11/3**

FIG. 2 is a rear view of the necklace of FIG. 1.

(58) **Field of Search** D11/1-14, 16,
D11/18-21, 23, 25, 93-94; 63/1.11, 3-5.1,
37-39; 224/164, 175; 24/616, 71 J; D10/32;
59/79, 80, 82-84; D2/600, 607

The broken lines which define the bounds of the design form no part thereof.


(56) **References Cited**

It being understood that the broken lines on the front center of each larger sphere in FIG. 1 indicates the boundary between the claimed and unclaimed subject matter.

U.S. PATENT DOCUMENTS

1,646,999 * 10/1927 Goodridge 63/3

1 Claim, 1 Drawing Sheet






FIG. 1

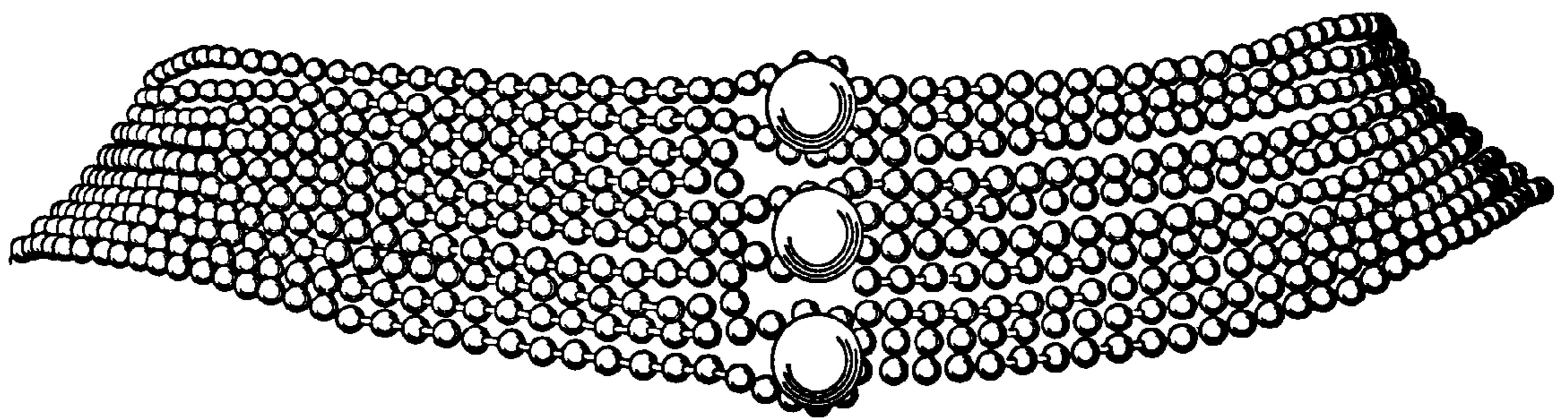


FIG. 2