



US00D445344S

(12) **United States Design Patent**
Haquet

(10) **Patent No.:** **US D445,344 S**

(45) **Date of Patent:** **** Jul. 24, 2001**

(54) **WATCH-CASE**

(75) **Inventor:** **Pierre Haquet, Paris (FR)**

(73) **Assignee:** **Chamet International S.A, Paris (FR)**

(**) **Term:** **14 Years**

(21) **Appl. No.:** **29/129,761**

(22) **Filed:** **Sep. 21, 2000**

(30) **Foreign Application Priority Data**

Mar. 21, 2000 (XH) DM/052 028

(51) **LOC (7) Cl.** **10-02**

(52) **U.S. Cl.** **D10/30; D10/39**

(58) **Field of Search** D10/1-40, 122-132;
368/280-282, 276-277, 285

(56) **References Cited**

U.S. PATENT DOCUMENTS

- D. 240,605 * 7/1976 Sticker D10/38
- D. 327,020 * 6/1992 Gradel D10/30
- D. 356,961 * 4/1995 Giardiello D10/39
- D. 359,697 * 6/1995 Dumas D10/39
- D. 361,528 * 8/1995 Hayashi et al. D10/39

- D. 378,498 * 3/1997 Wettstein D10/39
- D. 386,421 * 11/1997 Kennedy D10/30
- D. 404,322 * 1/1999 Blondin D10/39
- D. 436,319 * 1/2001 Giardiello D10/39
- 3,503,203 * 3/1970 Mutter et al. D10/39 X

* cited by examiner

Primary Examiner—Nelson C. Holtje

(74) *Attorney, Agent, or Firm*—Eric Bleich; Marguerite DelValle

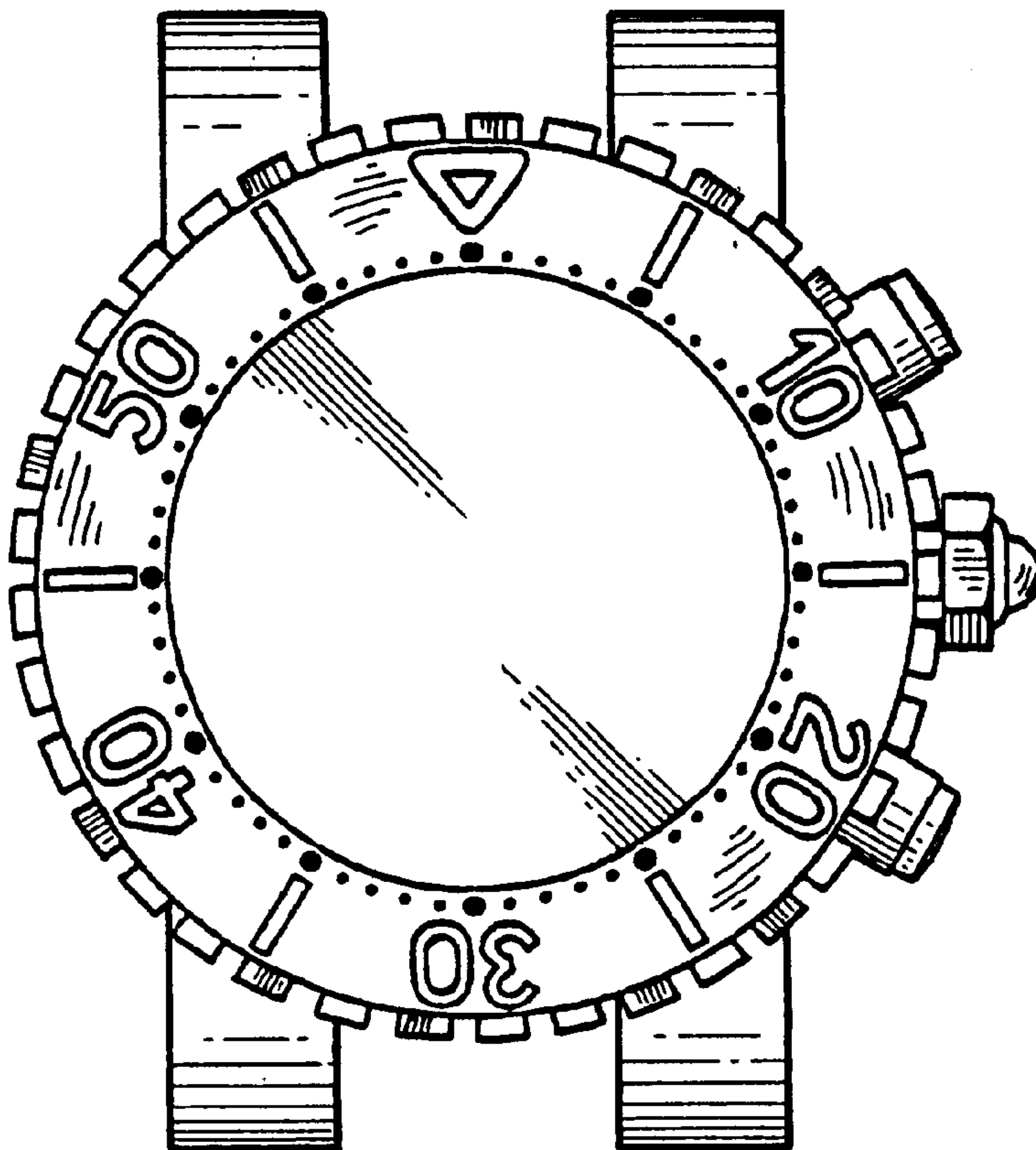
(57) **CLAIM**

I claim the ornamental design for the watch-case, as shown and described.

DESCRIPTION

FIG. 1 is a front perspective view of the new ornamental watch-case of the present invention.
 FIG. 2 is a front plan view thereof.
 FIG. 3 is a right side view thereof.
 FIG. 4 is a back plan view thereof.
 FIG. 5 is a left side view thereof.
 FIG. 6 is a top view thereof; and,
 FIG. 7 is a bottom view thereof.

1 Claim, 2 Drawing Sheets



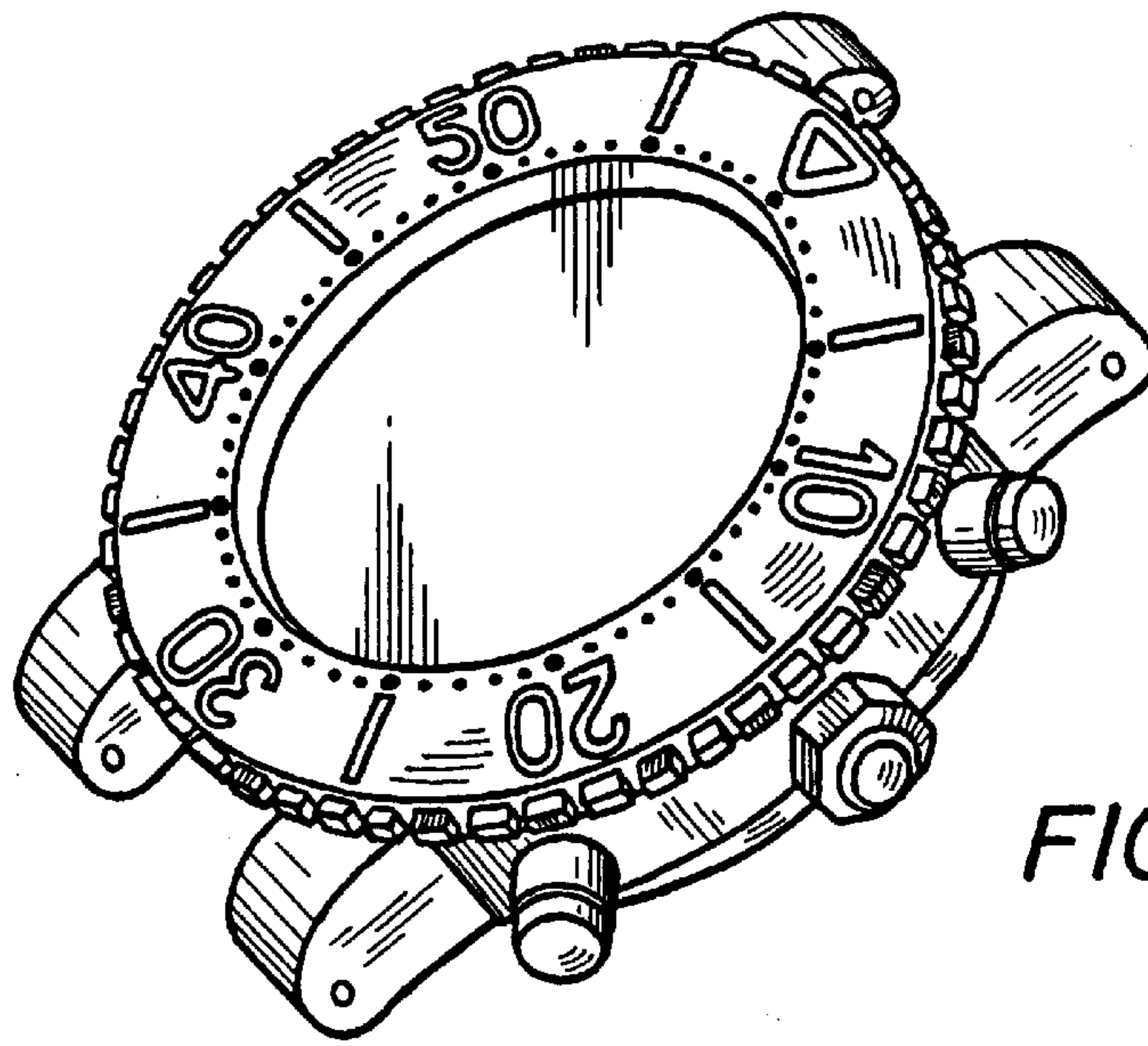


FIG. 1

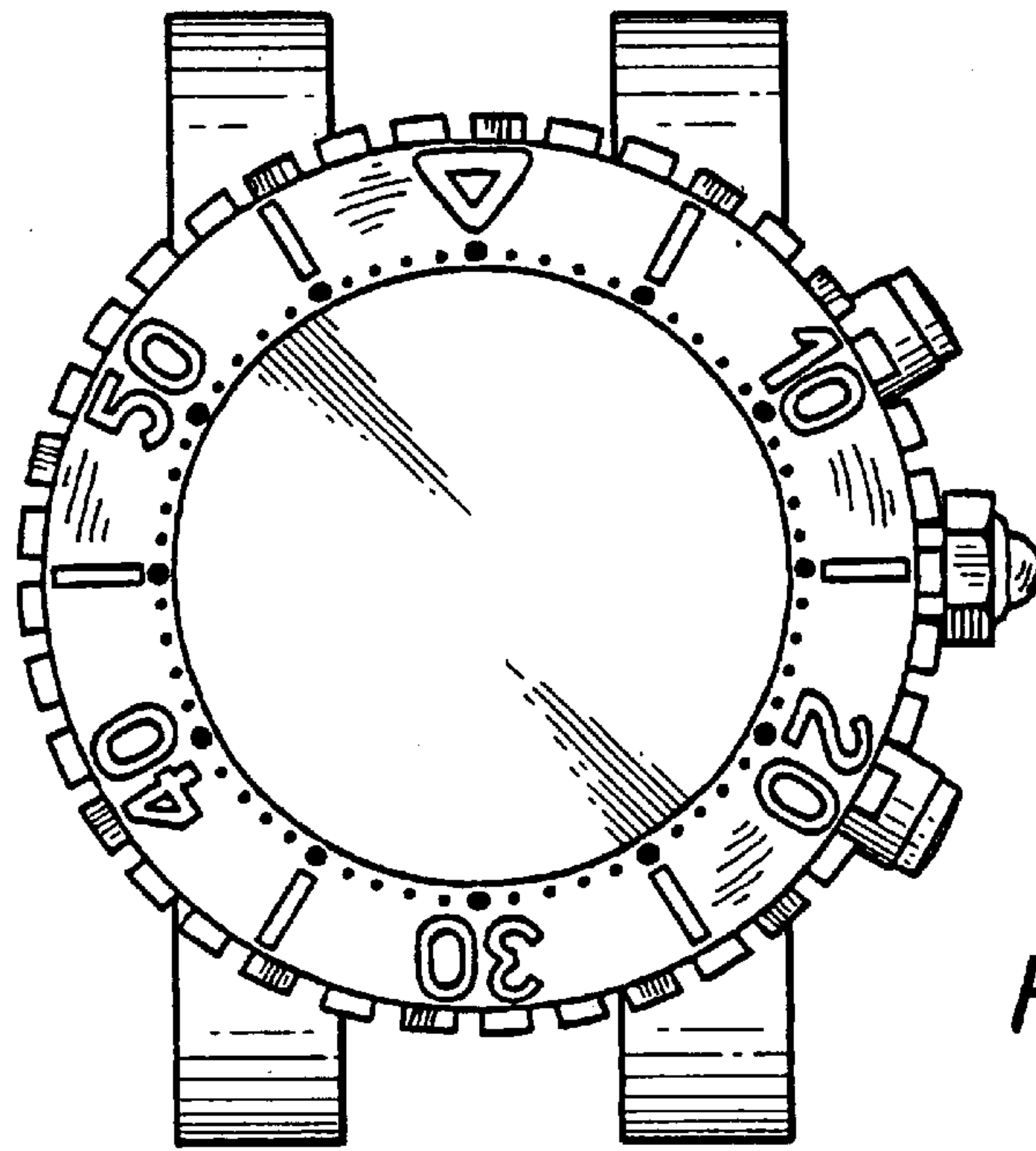


FIG. 2




FIG. 3

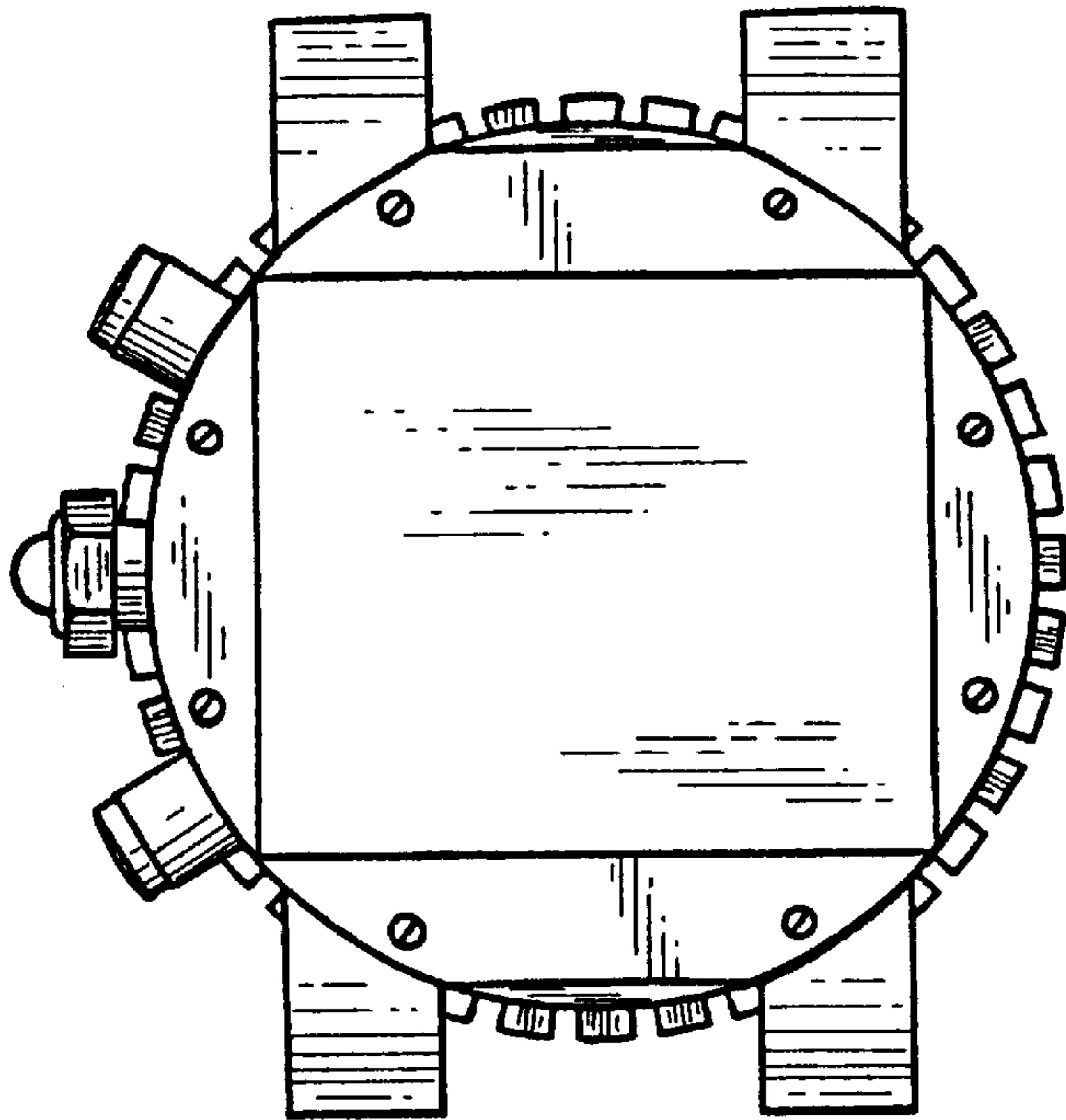


FIG. 4




FIG. 5

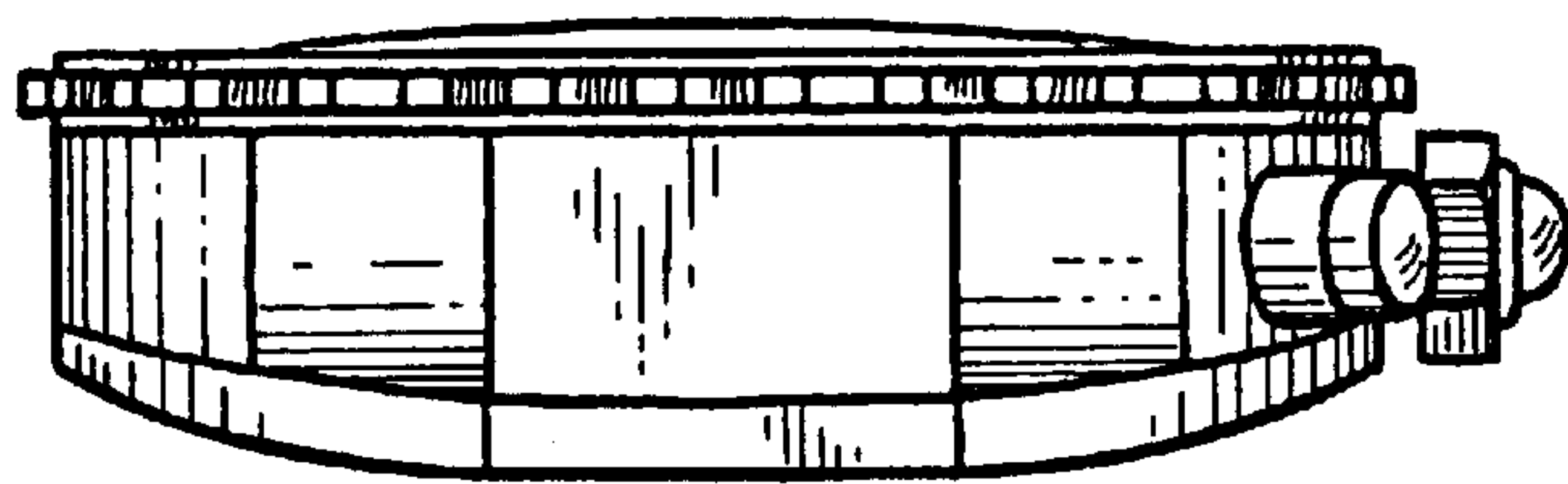


FIG. 6




FIG. 7