



US00D445338S

(12) **United States Design Patent**
Helleu

(10) **Patent No.:** **US D445,338 S**

(45) **Date of Patent:** **** Jul. 24, 2001**

(54) **BOTTLE**

(75) **Inventor:** **Jacques Helleu, Garches (FR)**

(73) **Assignee:** **Chanel, Inc., New York, NY (US)**

(**) **Term:** **14 Years**

(21) **Appl. No.:** **29/111,555**

(22) **Filed:** **Sep. 30, 1999**

(51) **LOC (7) Cl.** **09-01**

(52) **U.S. Cl.** **D9/521; D9/529; D9/572;**
D9/573; D9/574

(58) **Field of Search** **D9/500, 502-505,**
D9/510, 515-516, 513, 520-522, 529, 542,
560, 572-575, 337, 414, 418, 428; 215/382-384,
396, 398, 371, 375; 220/669-675, 253-254,
258, 662; 222/212-213, 215, 210

(56) **References Cited**

U.S. PATENT DOCUMENTS

D. 230,137	1/1974	Bettonica .	
D. 243,121	1/1977	Ralston, Jr. et al.	D24/4
D. 244,176	5/1977	Pardo .	
D. 245,398	8/1977	Grodin .	
D. 295,954 *	5/1988	Kirchhoff	D9/521
D. 311,133	10/1990	Wiseman et al. .	
D. 323,291	1/1992	Wilgus .	
D. 328,246	7/1992	Nottingham et al.	D9/520
D. 329,607 *	9/1992	Dinand et al.	D9/529
D. 333,975 *	3/1993	Moore	D9/504
D. 336,432	6/1993	Vitrac	D9/522

D. 337,272	7/1993	Joo	D9/529
D. 345,919	4/1994	Chevassus	D9/529
D. 350,691 *	9/1994	Simion	D9/521
D. 352,662	11/1994	McIlvain	D9/520
D. 361,937	9/1995	Maxwell et al.	D9/529
D. 373,536	9/1996	Kokenge et al.	D9/529
D. 376,105	12/1996	Thompson	D9/529
D. 381,895	8/1997	Cheng	D9/300
D. 389,064 *	1/1998	Sethi et al.	D9/521
D. 397,608	9/1998	Fiore	D9/302
D. 398,238	9/1998	Bertolini et al.	D9/520
D. 398,241 *	9/1998	Krebs	D9/529
D. 401,507	11/1998	Gonda et al.	D9/529
D. 404,531 *	1/1999	Bakic et al.	D9/529

* cited by examiner

Primary Examiner—Ted Shooman

Assistant Examiner—Carol Rademaker

(74) *Attorney, Agent, or Firm*—Notaro & Michalos P.C.

(57) **CLAIM**

The ornamental design for a bottle, as shown and described.

DESCRIPTION

FIG. 1 is a front, right, top perspective view of a bottle showing my design;

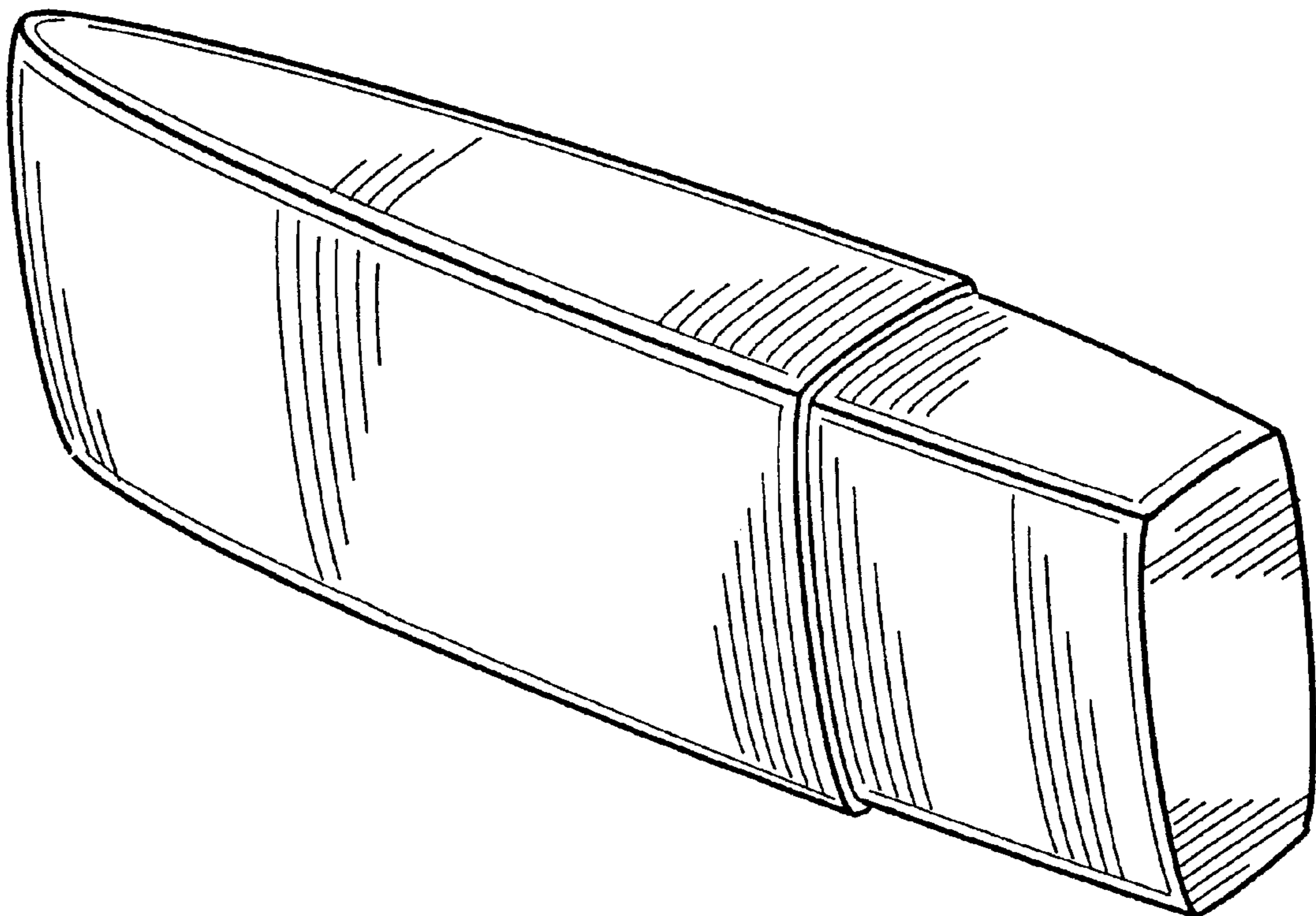
FIG. 2 is a top plan view thereof;

FIG. 3 is a front elevational view, the rear elevational view being identical thereto;

FIG. 4 is a right side elevational view, the left side being identical thereto; and,

FIG. 5 is a bottom plan view thereof.

1 Claim, 2 Drawing Sheets



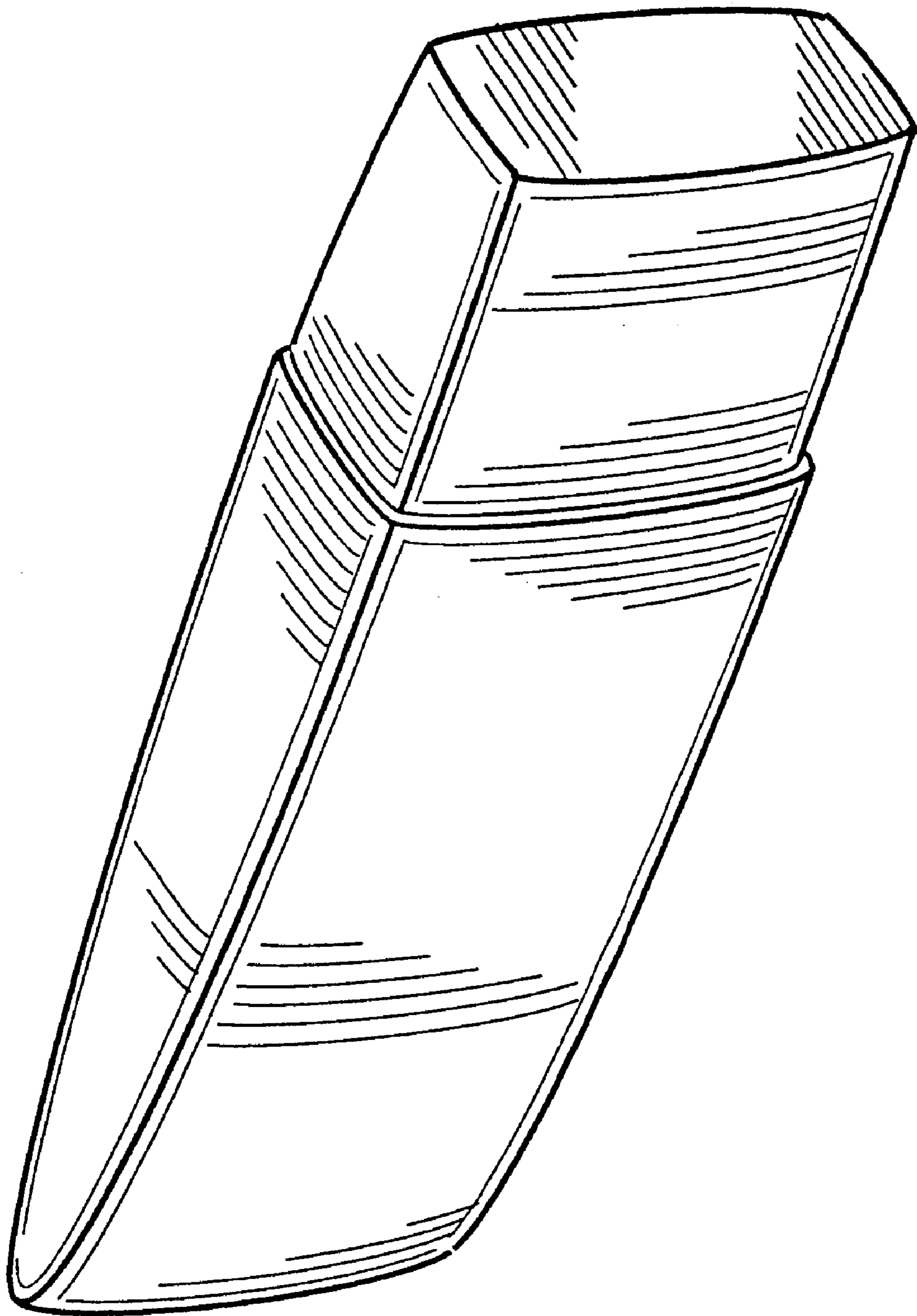


FIG. 1

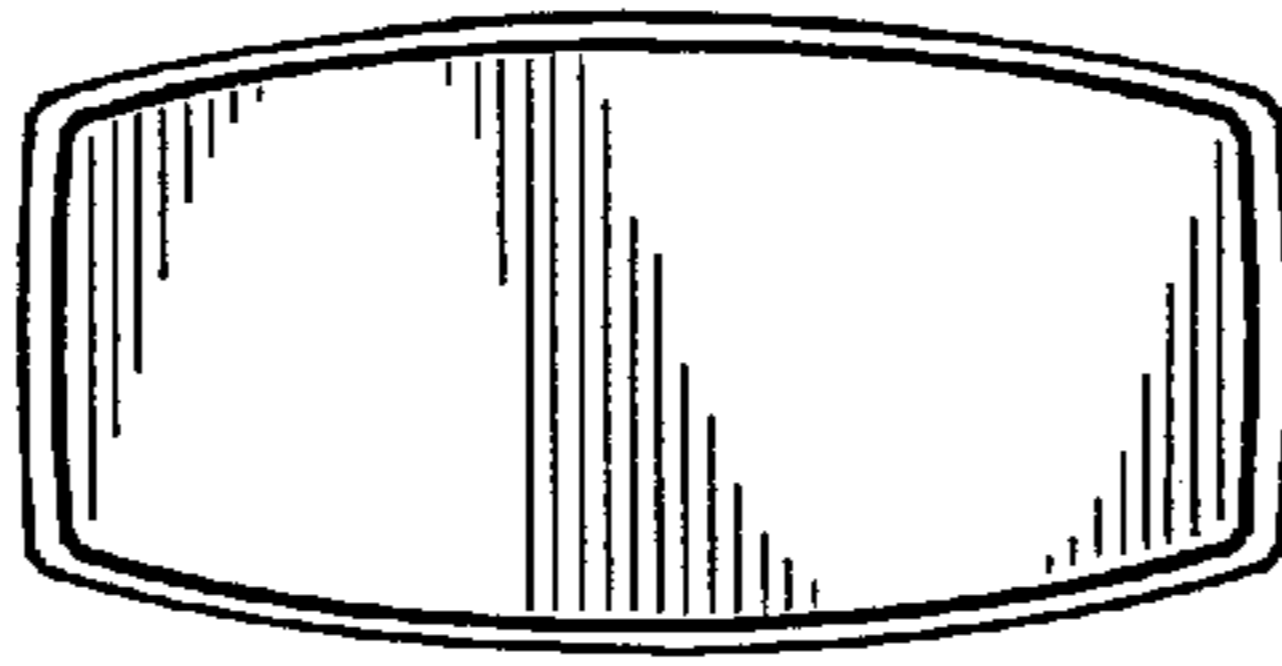


FIG. 2




FIG. 3




FIG. 4



FIG. 5