



US00D445335S

(12) **United States Design Patent**
Hou

(10) **Patent No.:** **US D445,335 S**

(45) **Date of Patent:** **** Jul. 24, 2001**

(54) **BOTTLE PLUG**

(76) Inventor: **Shui-Mu Hou**, No. 7, Lane 205, Sec. 2,
Anho Rd., Tainan (TW)

(**) Term: **14 Years**

(21) Appl. No.: **29/132,313**

(22) Filed: **Nov. 3, 2000**

(51) **LOC (7) Cl.** **09-07**

(52) **U.S. Cl.** **D9/447; D9/436; D9/450**

(58) **Field of Search** D9/435, 436, 437,
D9/439, 440, 447, 449, 450; D7/396.2,
398, 510, 511, 300.2; D24/115, 224; 215/50,
235, 236, 237, 247, 248, 320; 220/705,
707, 708, 212, 252, 334-339; 222/566,
567

(56) **References Cited**

U.S. PATENT DOCUMENTS

- D. 187,415 * 3/1960 Sanchis D9/450
- D. 306,702 * 3/1990 Turner et al. D9/448
- D. 358,530 * 5/1995 Mehra et al. D7/510
- D. 417,618 * 12/1999 Shanklin et al. D9/448
- D. 424,440 * 5/2000 Wilkinson et al. D9/446

- D. 437,781 * 2/2001 Beaver et al. D9/434
- 4,925,040 * 5/1990 Wang 215/388
- 5,052,585 * 10/1991 Bolduc 222/1

* cited by examiner

Primary Examiner—Cathron C. Brooks

(74) *Attorney, Agent, or Firm*—Alan D. Kamrath; Rider,
Bennett, Egan & Arundel, LLP

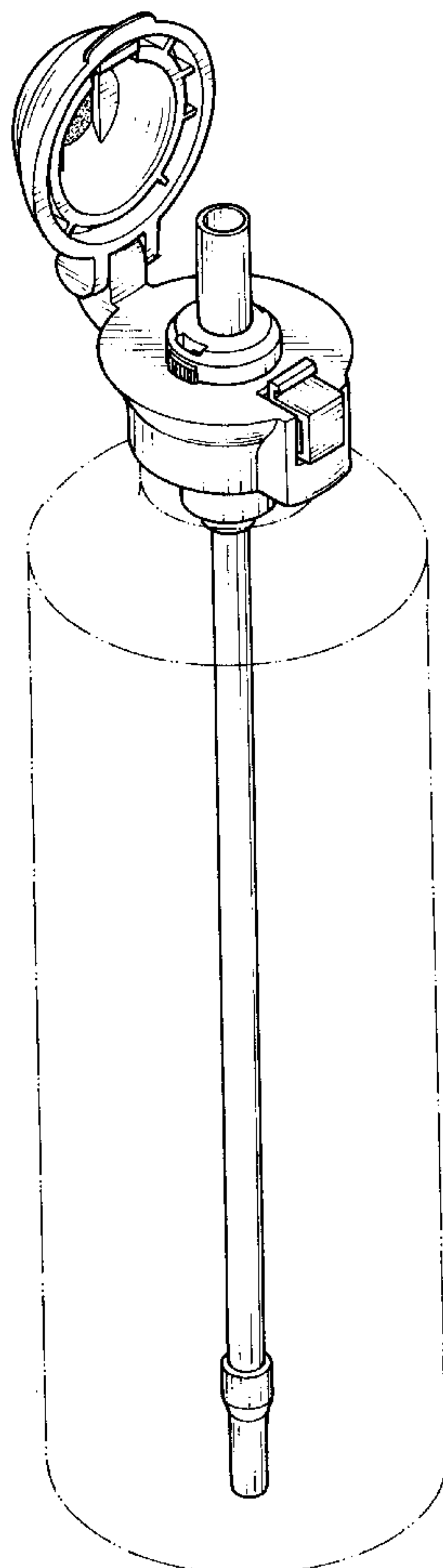
(57) **CLAIM**

The ornamental design for a bottle plug, as shown and described.

DESCRIPTION

FIG. 1 is a front-left-top perspective view of a bottle plug, showing my new design;
 FIG. 2 is a front elevational view thereof;
 FIG. 3 is a rear elevational view thereof;
 FIG. 4 is a left elevational view thereof;
 FIG. 5 is a right elevational view thereof;
 FIG. 6 is top plan view thereof; and
 FIG. 7 is a bottom plan view thereof; and,
 FIG. 8 is a perspective view thereof, the element shown in broken lines is for illustrative purpose only and forms no part of the claimed design.

1 Claim, 5 Drawing Sheets



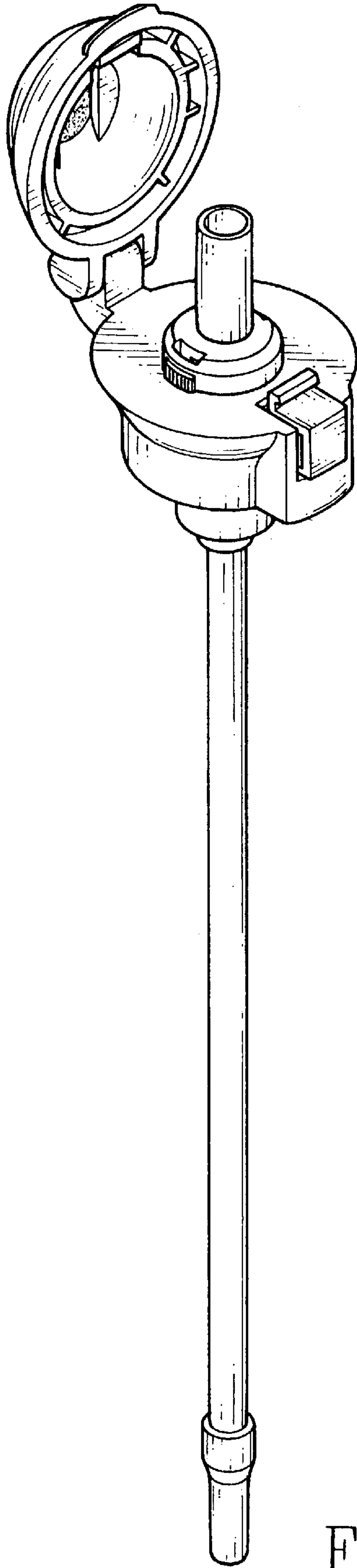


FIG.1

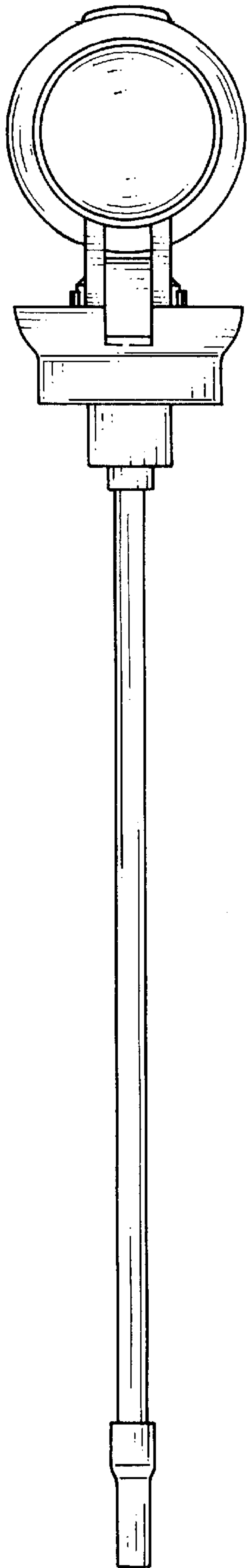


FIG. 3

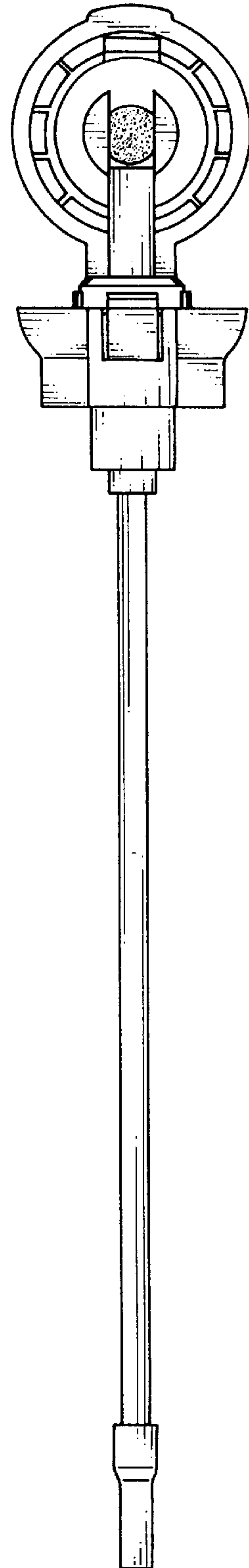


FIG. 2

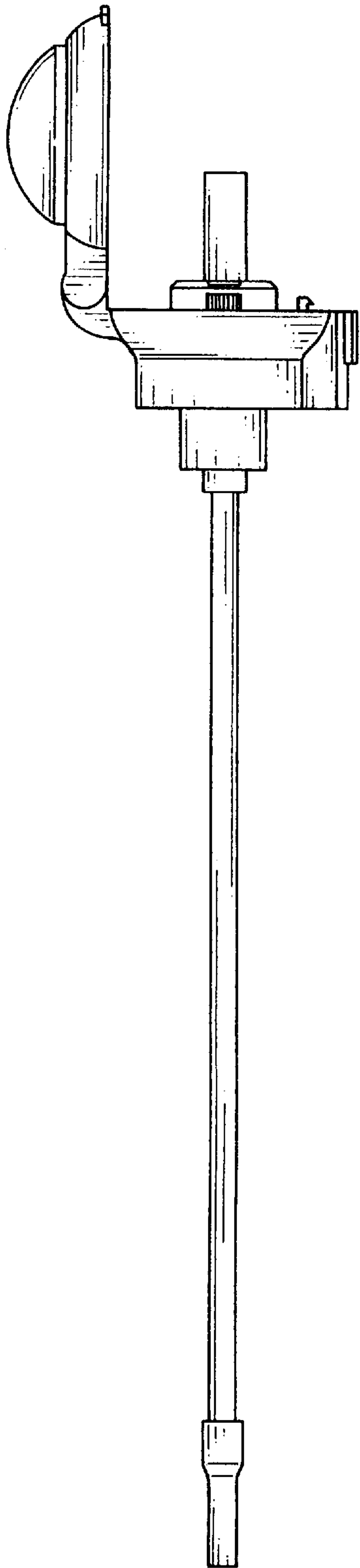


FIG. 4

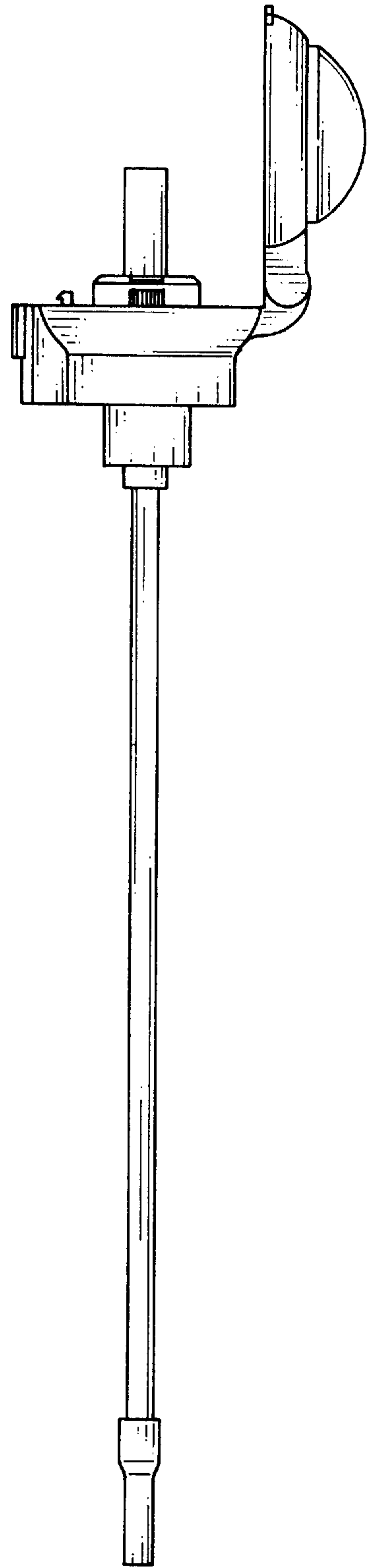


FIG. 5

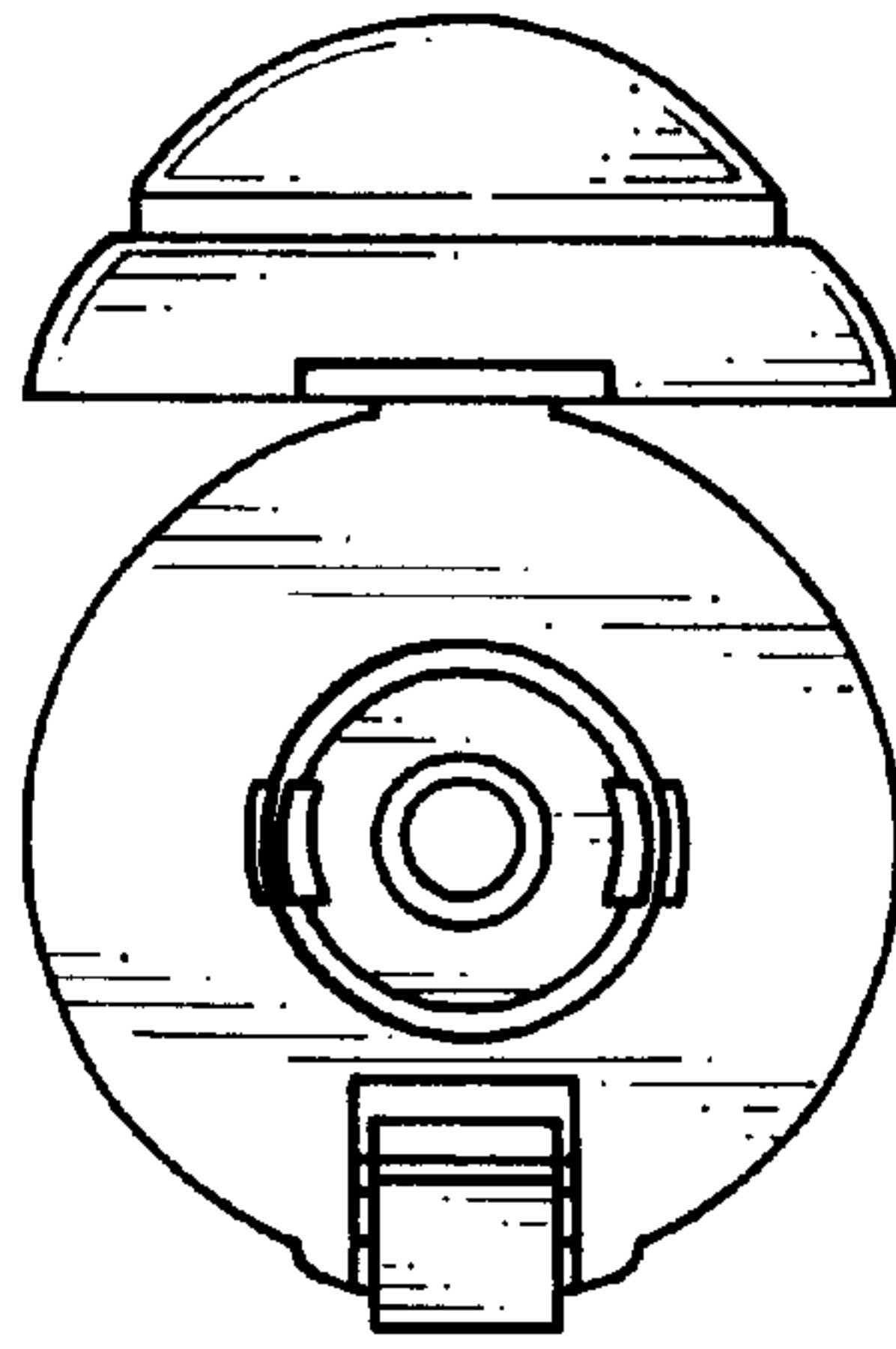


FIG. 6




FIG. 7

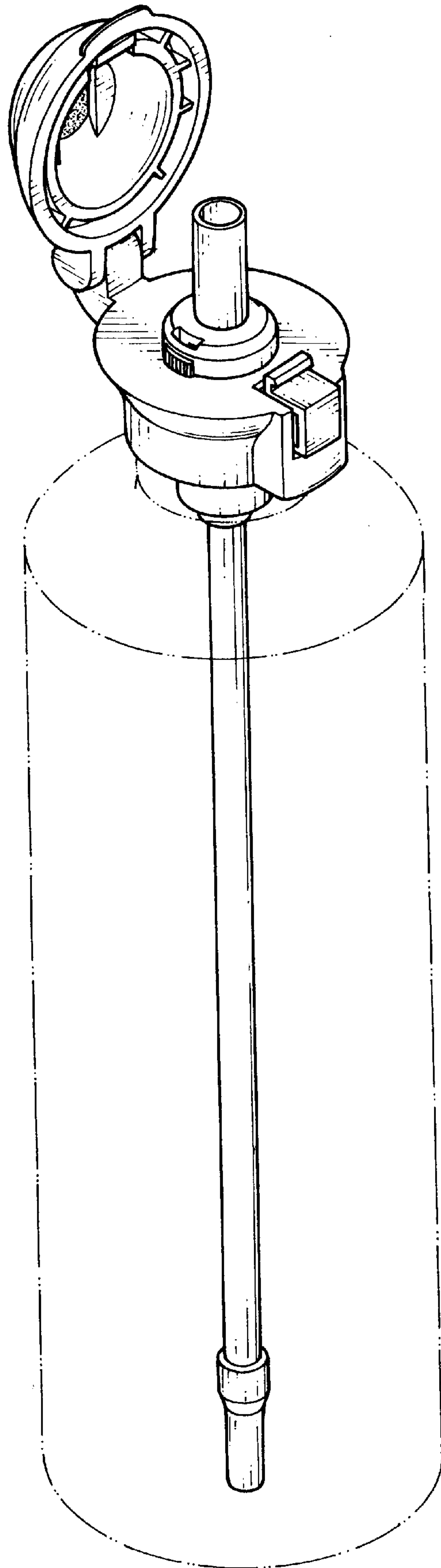


FIG. 8