



US00D445324S

(12) **United States Design Patent**
Hesprich

(10) **Patent No.:** **US D445,324 S**

(45) **Date of Patent:** **** Jul. 24, 2001**

(54) **SCISSOR HANDLE ATTACHMENT**

(75) Inventor: **Donald N. Hesprich**, Huntersville, NC
(US)

(73) Assignee: **Jameson, L.L.C.**, Clover, SC (US)

(**) Term: **14 Years**

(21) Appl. No.: **29/127,648**

(22) Filed: **Aug. 9, 2000**

Related U.S. Application Data

(63) Continuation-in-part of application No. 09/406,550, filed on
Sep. 27, 1999.

(51) **LOC (7) Cl.** **08-03**

(52) **U.S. Cl.** **D8/57; D8/107**

(58) **Field of Search** D8/5, 57, 98, 107;
D24/148; 606/174; 7/135; 30/120, 145,
194, 201, 229, 230, 252, 253, 254, 257

(56) **References Cited**

U.S. PATENT DOCUMENTS

- D. 372,410 * 8/1996 Dziuk D8/57
- D. 409,064 5/1999 Olix et al. .
- D. 409,465 5/1999 Olix et al. .
- D. 419,842 2/2000 Olix et al. .
- D. 427,869 * 7/2000 Zoiss et al. D8/57
- 1,681,691 * 8/1928 Altenbach .

- 2,557,553 * 6/1951 Metzger .
- 3,840,990 10/1974 Laurenti .
- 4,485,507 * 12/1984 Kantwerk 7/135
- 5,720,103 2/1998 West et al. .

* cited by examiner

Primary Examiner—Alan P. Douglas

Assistant Examiner—Clare E. Heflin

(74) *Attorney, Agent, or Firm*—Adams, Schwartz & Evan,
P.A.S.

(57) **CLAIM**

I claim the ornamental design for a scissor handle attach-
ment, as shown and described.

DESCRIPTION

FIG. 1 is a perspective view of the scissors handle attach-
ment shown attached to a pair of scissors, in the hand of a
user;

FIG. 2 is a front end view of the scissor handle attachment;

FIG. 3 is a back end view thereof;

FIG. 4 is a right side view thereof;

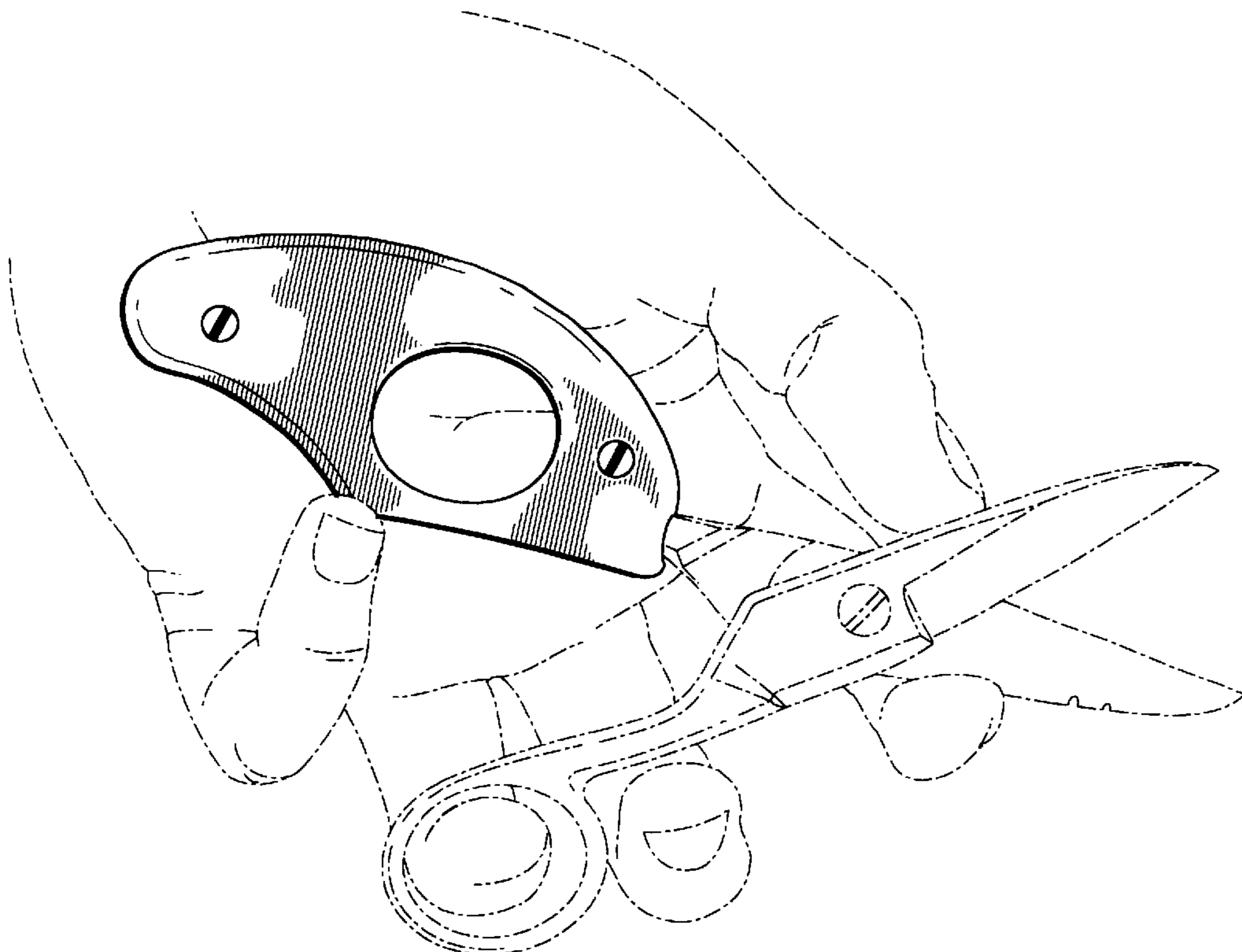
FIG. 5 is a left side view thereof;

FIG. 6 is a top plan view thereof; and,

FIG. 7 is a bottom plan view thereof.

The broken line showing of the hand and scissors are for
illustrative purposes only and form no part of the claimed
design.

1 Claim, 4 Drawing Sheets



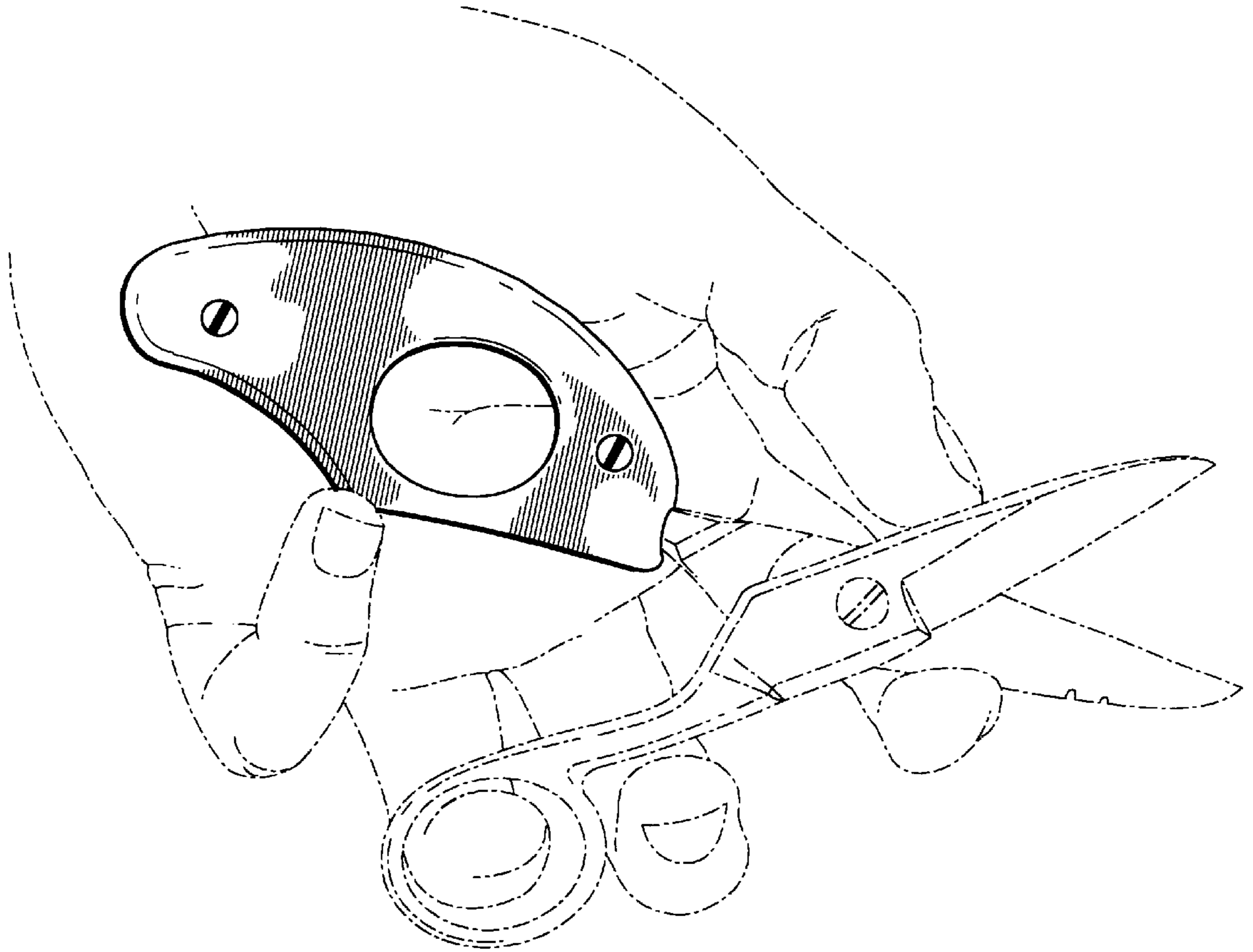


Fig. 1




Fig. 2



Fig. 3

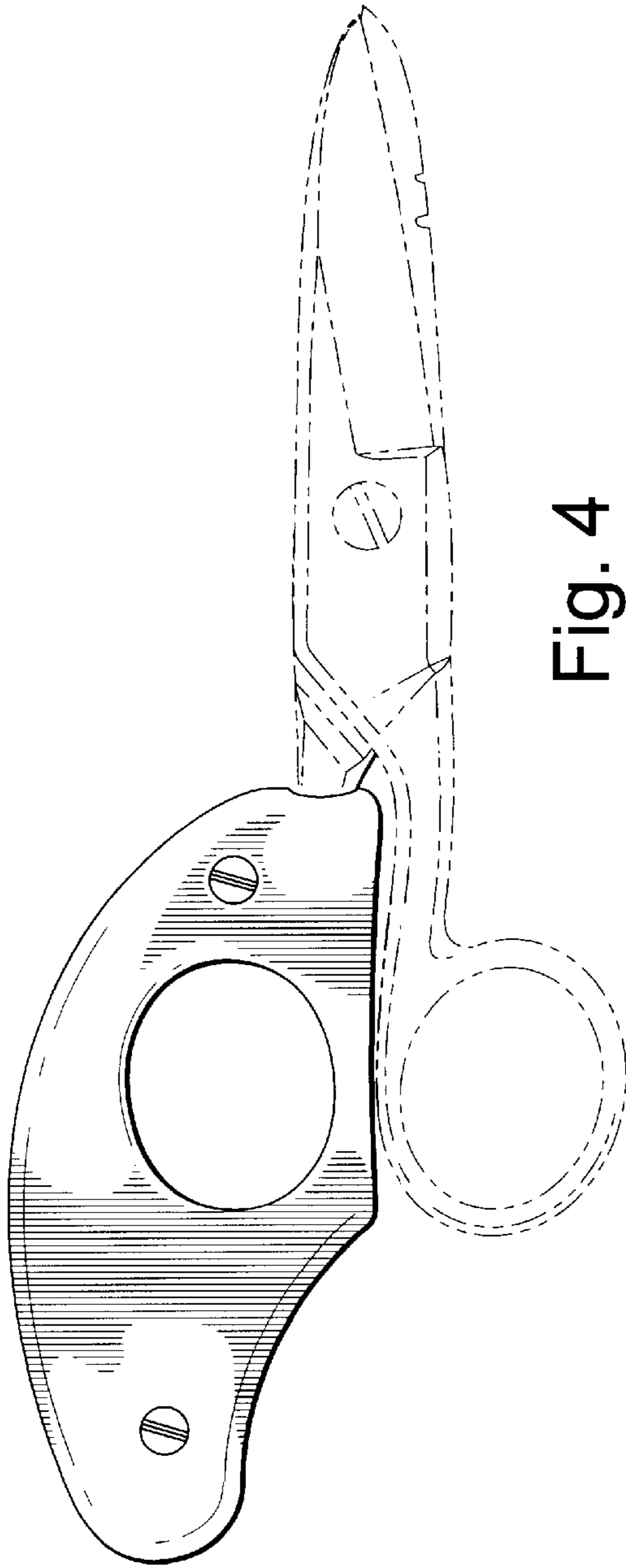


Fig. 4

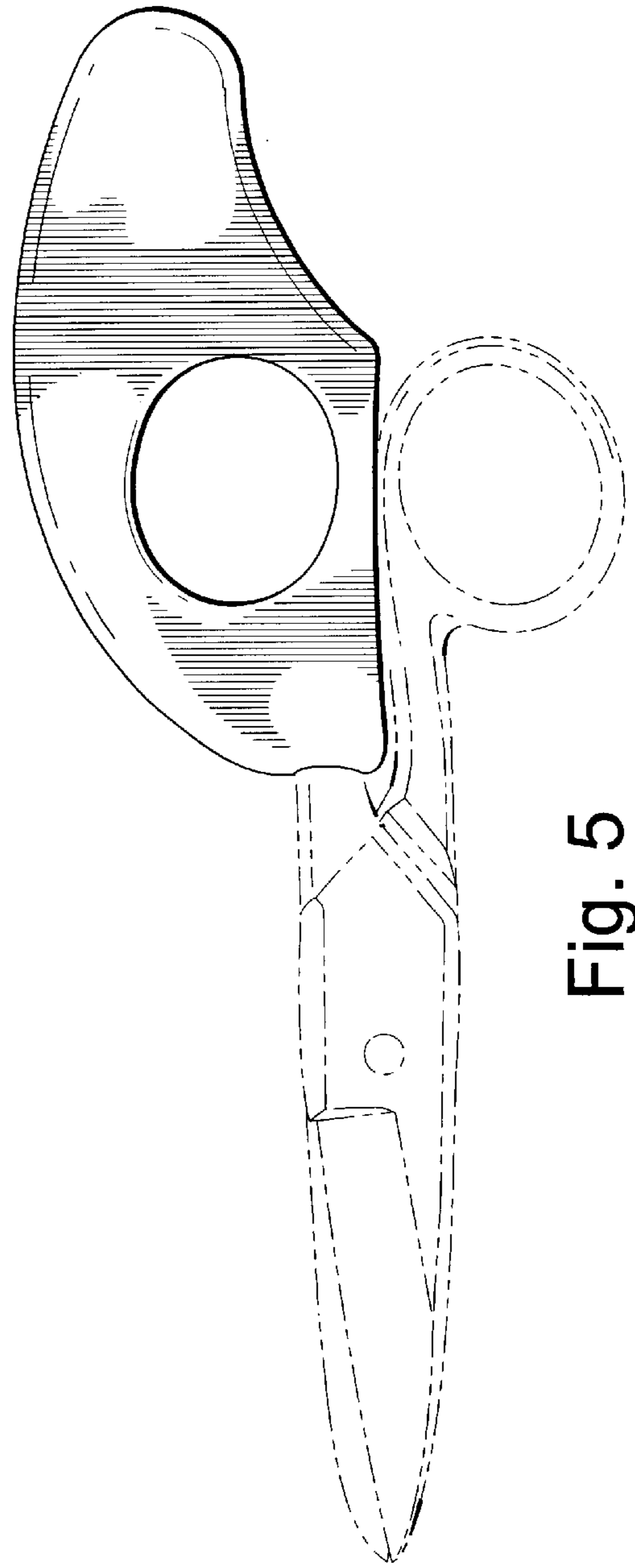


Fig. 5

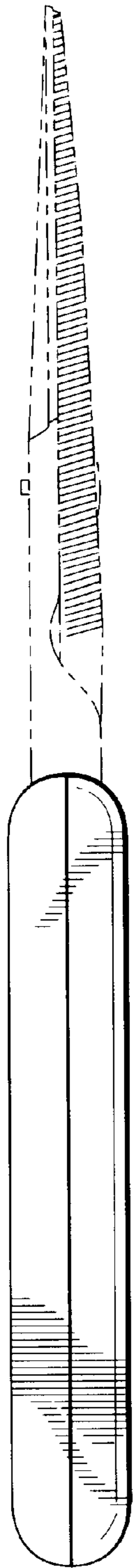


Fig. 6

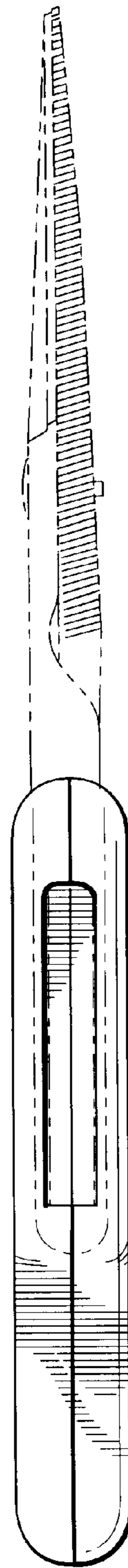


Fig. 7