



US00D445316S

(12) **United States Design Patent**
Börner

(10) **Patent No.:** **US D445,316 S**

(45) **Date of Patent:** **** Jul. 24, 2001**

(54) **BALL WHISK**

(75) Inventor: **Martin Börner**, Kreuzwertheim (DE)

(73) Assignee: **WMF AG**, Geislingen/Steige (DE)

(**) Term: **14 Years**

(21) Appl. No.: **29/118,853**

(22) Filed: **Feb. 17, 2000**

(51) **LOC (7) Cl.** **07-04**

(52) **U.S. Cl.** **D7/690**

(58) **Field of Search** D7/682-696, 376,
D7/379, 380; 15/141.1, 141.2; 366/129,
130, 342-344; 416/69, 70 R, 72, 227 R

(56) **References Cited**

U.S. PATENT DOCUMENTS

D. 25,394	4/1896	Upton .	
D. 292,959	12/1987	Ferm et al. .	
D. 302,638	8/1989	Hiscott .	
D. 304,009	10/1989	Gecchelin .	
D. 398,196	9/1998	Proshan	D7/688

D. 406,216	3/1999	Renner	D7/690
D. 413,493	9/1999	Thurlow	D7/688
671,516	4/1901	Hegner .	
2,092,353	9/1937	Kyseth et al. .	
3,991,983	11/1976	Drynan .	
5,219,223	6/1993	Schmitt	366/129
5,788,368	8/1998	Anderson	366/129

Primary Examiner—Terry A. Wallace

(74) *Attorney, Agent, or Firm*—Osterolenk, Faber, Gerb & Soffen, LLP

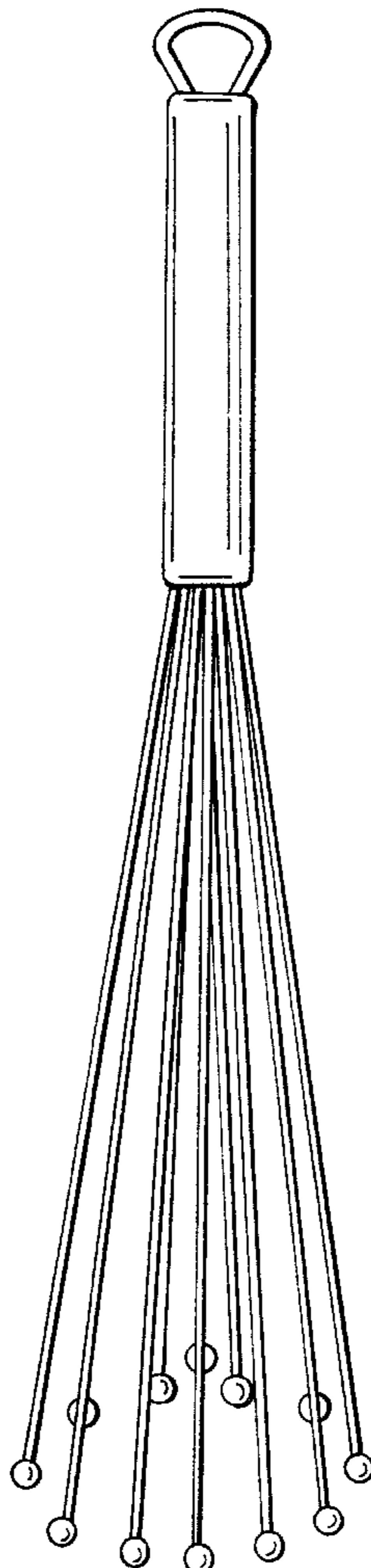
(57) **CLAIM**

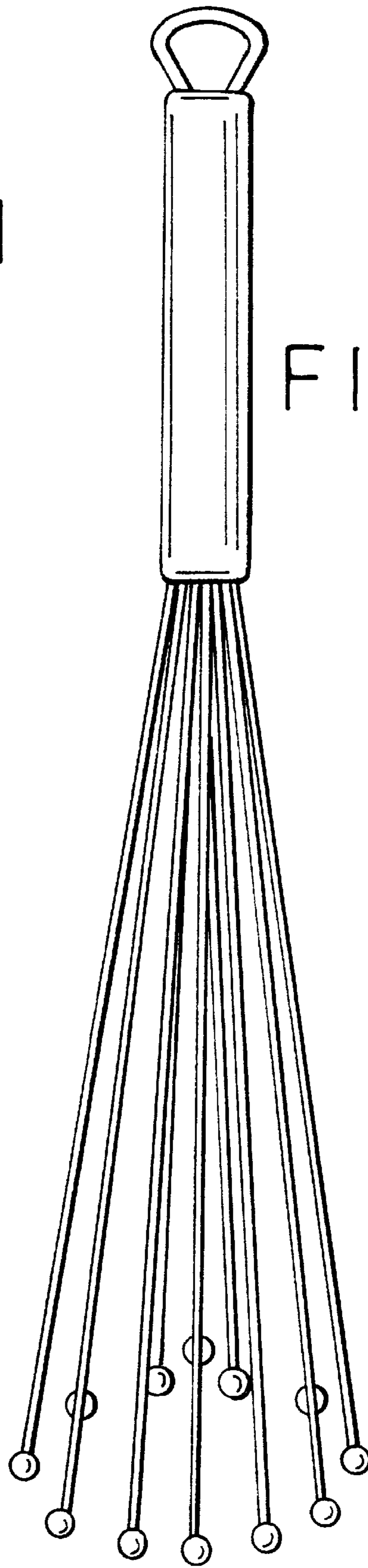
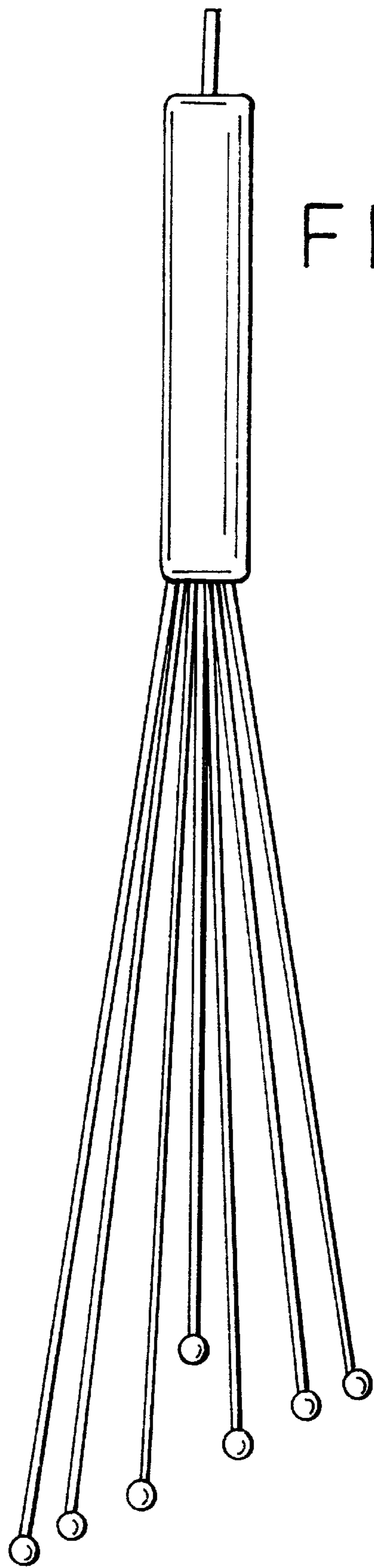
The ornamental design for a ball whisk, as shown and described.

DESCRIPTION

FIG. 1 is a side view of a ball whisk showing my new design;
FIG. 2 is a rear view thereof;
FIG. 3 is a front view thereof;
FIG. 4 is a top view thereof; and,
FIG. 5 is a bottom view thereof.

1 Claim, 2 Drawing Sheets





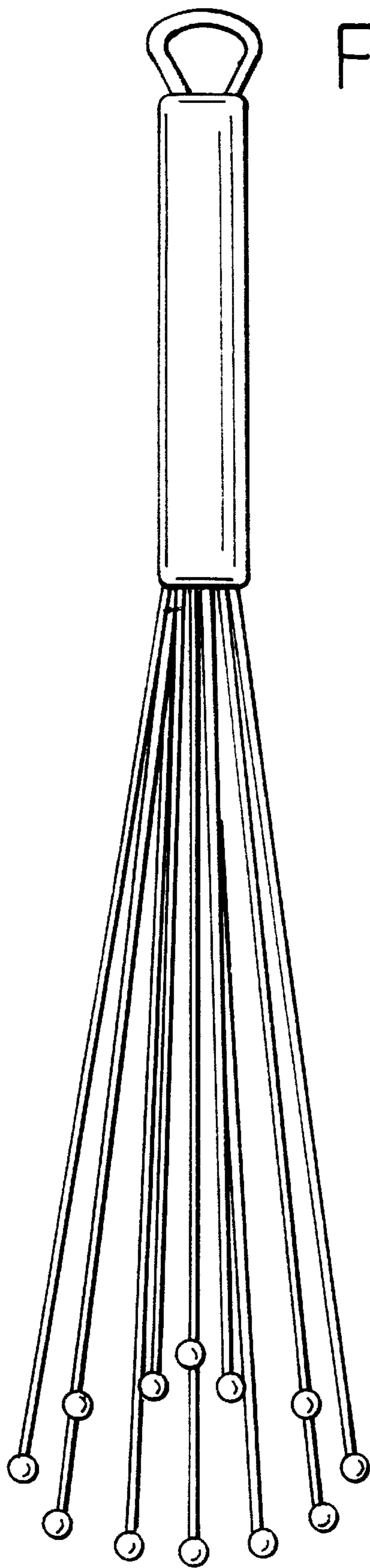


FIG. 3




FIG. 4

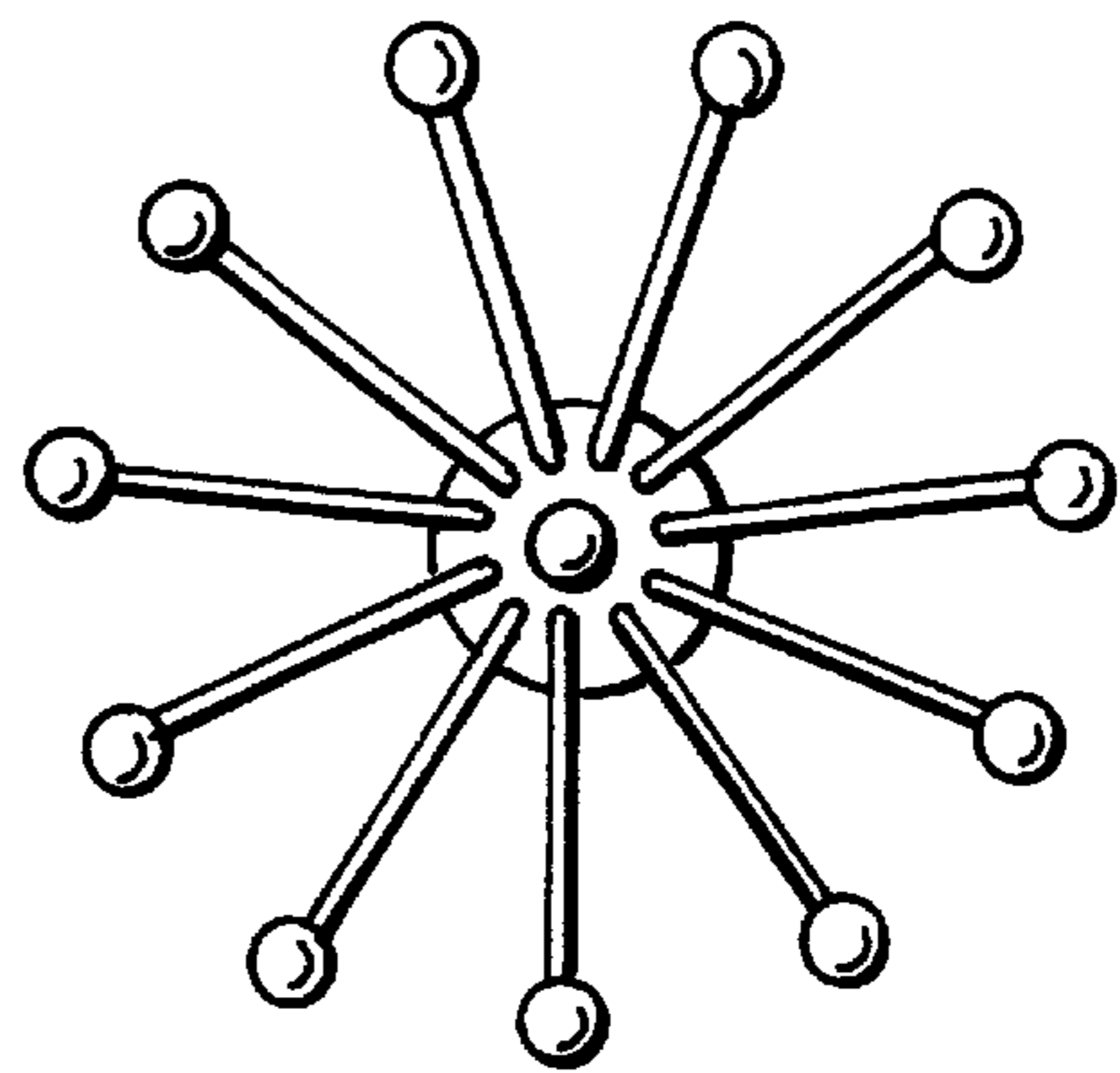


FIG. 5