



US00D445313S

(12) **United States Design Patent**
Jorge

(10) **Patent No.: US D445,313 S**

(45) **Date of Patent: ** Jul. 24, 2001**

(54) **KNIFE HANDLE**

(75) Inventor: **Joao Jorge**, Benedita (PT)

(73) Assignee: **ICEL - Industria de Cutelarias da Estremadura, S.A.**, Benedita (PT)

(**) Term: **14 Years**

(21) Appl. No.: **29/122,666**

(22) Filed: **May 2, 2000**

(30) **Foreign Application Priority Data**

Nov. 2, 1999 (PT) 29 339

(51) **LOC (7) Cl. 07-03**

(52) **U.S. Cl. D7/649**

(58) **Field of Search** D7/642, 645, 649,
D7/650, 652, 653, 662-664, 401.2; D8/107;
30/147-150, 322, 324, 329, 340, 342-345

(56) **References Cited**

U.S. PATENT DOCUMENTS

D. 182,512 * 4/1958 Harper D7/649

D. 192,916 * 5/1962 Zorn D7/649
D. 218,216 * 7/1970 Hopcraft et al. D7/649
D. 280,173 * 8/1985 Welch D7/649
D. 337,022 * 7/1993 Sheets D7/401.2
D. 408,218 * 4/1999 Thomas D7/401.2

* cited by examiner

Primary Examiner—Caron D. Veynar

(74) *Attorney, Agent, or Firm*—Sughrue, Mion, Zinn,
Macpeak & Seas, PLLC


(57) **CLAIM**

The ornamental design for a knife handle, as shown and described.

DESCRIPTION

FIG. 1 is a front view of a knife handle showing my new design, the rear view being a mirror image thereof;
FIG. 2 is a side view of one side thereof;
FIG. 3 is a side view of an opposite side thereof;
FIG. 4 is a perspective view of one end thereof; and,
FIG. 5 is a perspective view of an opposite end thereof.

1 Claim, 2 Drawing Sheets



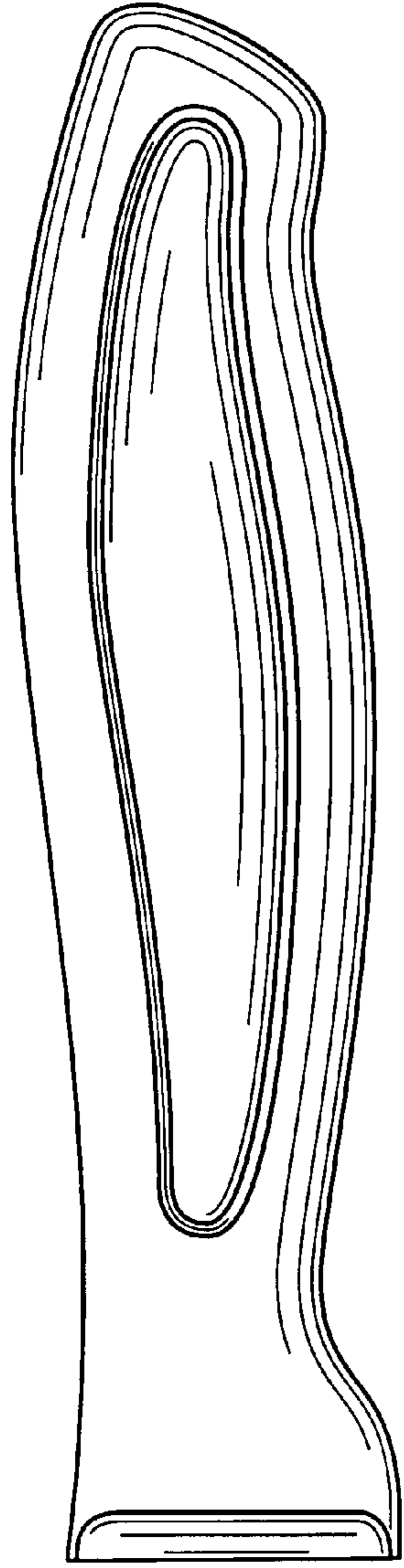


FIG. 1




FIG. 2




FIG. 3

FIG. 4

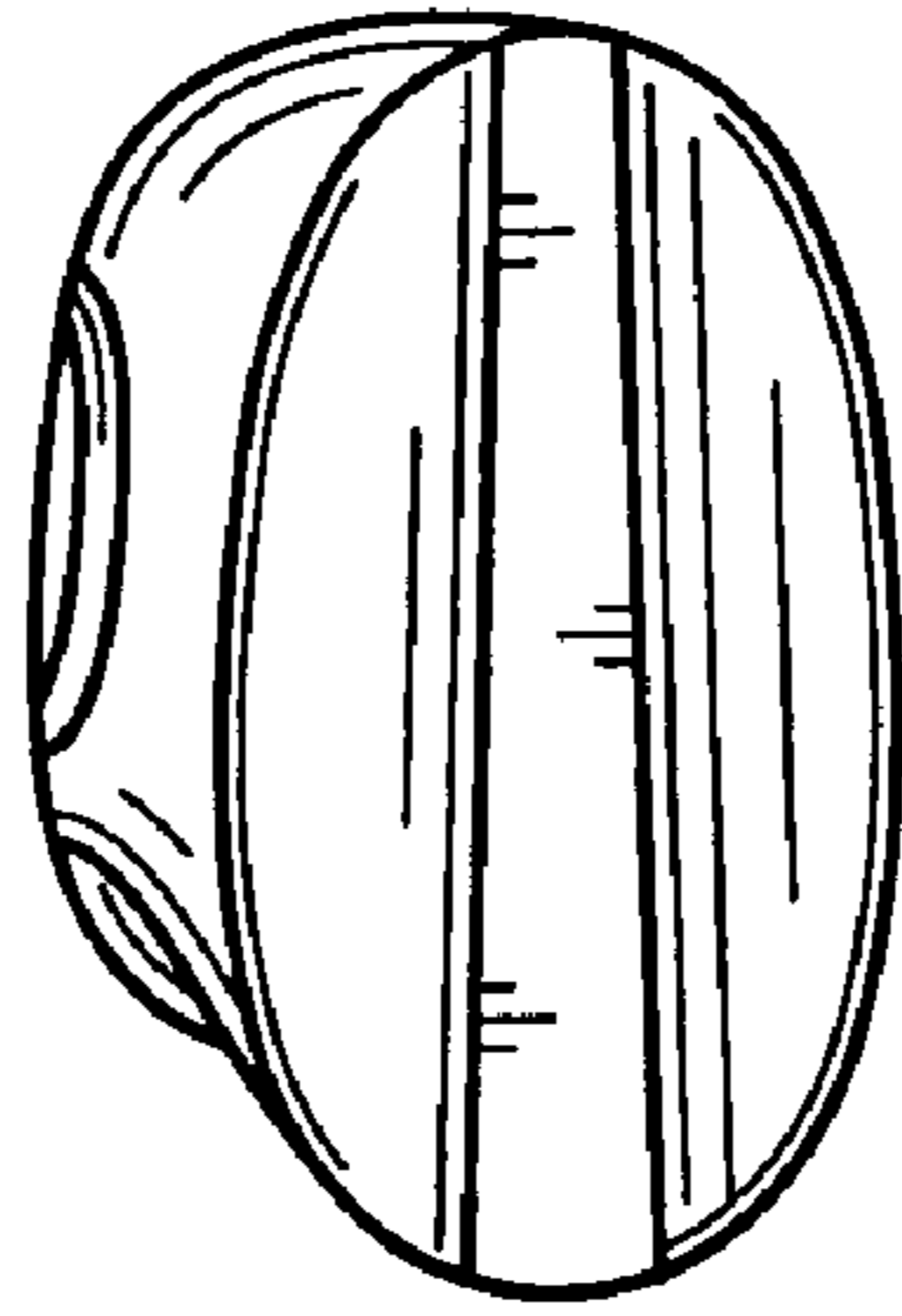


FIG. 5

