



US00D445304S

(12) **United States Design Patent**
Littlejohn et al.

(10) **Patent No.:** **US D445,304 S**

(45) **Date of Patent:** **** Jul. 24, 2001**

(54) **FOOD SERVING PLATE**

(75) Inventors: **Mark B. Littlejohn; Patricia J. Randerson**, both of Appleton; **Rebecca E. Whitmore**, Chilton; **Debra D. Bowers**, Menasha, all of WI (US)

(73) Assignee: **Georgia-Pacific Corporation**, Atlanta, GA (US)

(**) Term: **14 Years**

(21) Appl. No.: **29/127,687**

(22) Filed: **Aug. 9, 2000**

(51) **LOC (7) Cl.** **07-01**

(52) **U.S. Cl.** **D7/586; D7/587; D7/588**

(58) **Field of Search** D7/501, 505, 538, D7/540-546, 549, 571, 553.6, 544, 553.7, 558, 555, 537, 562, 585, 564, 565, 572, 576, 586, 608, 357, 360, 354, 588, 396.4, 396.2, 396.5, 554.2, 396.1; 220/575, 574, 23.8, 628, 23.83; 206/562, 538, 561, 525

(56) **References Cited**

U.S. PATENT DOCUMENTS

D. 270,886 10/1983 Wathen, Jr. D7/1
D. 270,898 10/1983 Nemura et al. D9/3
D. 329,356 * 9/1992 Scherer D7/588

* cited by examiner

Primary Examiner—Antoine Duval Davis

(74) *Attorney, Agent, or Firm*—Fulbright & Jaworski L.L.P.

(57) **CLAIM**

The ornamental design for a food serving plate, substantially as shown and described.

DESCRIPTION

FIG. 1 is a perspective view of a food serving plate of the present invention;
FIG. 2 is a top view thereof;
FIG. 3 is a front elevation view thereof; and,
FIG. 4 is a cross-sectional view of 4—4 of FIG. 2.

1 Claim, 1 Drawing Sheet

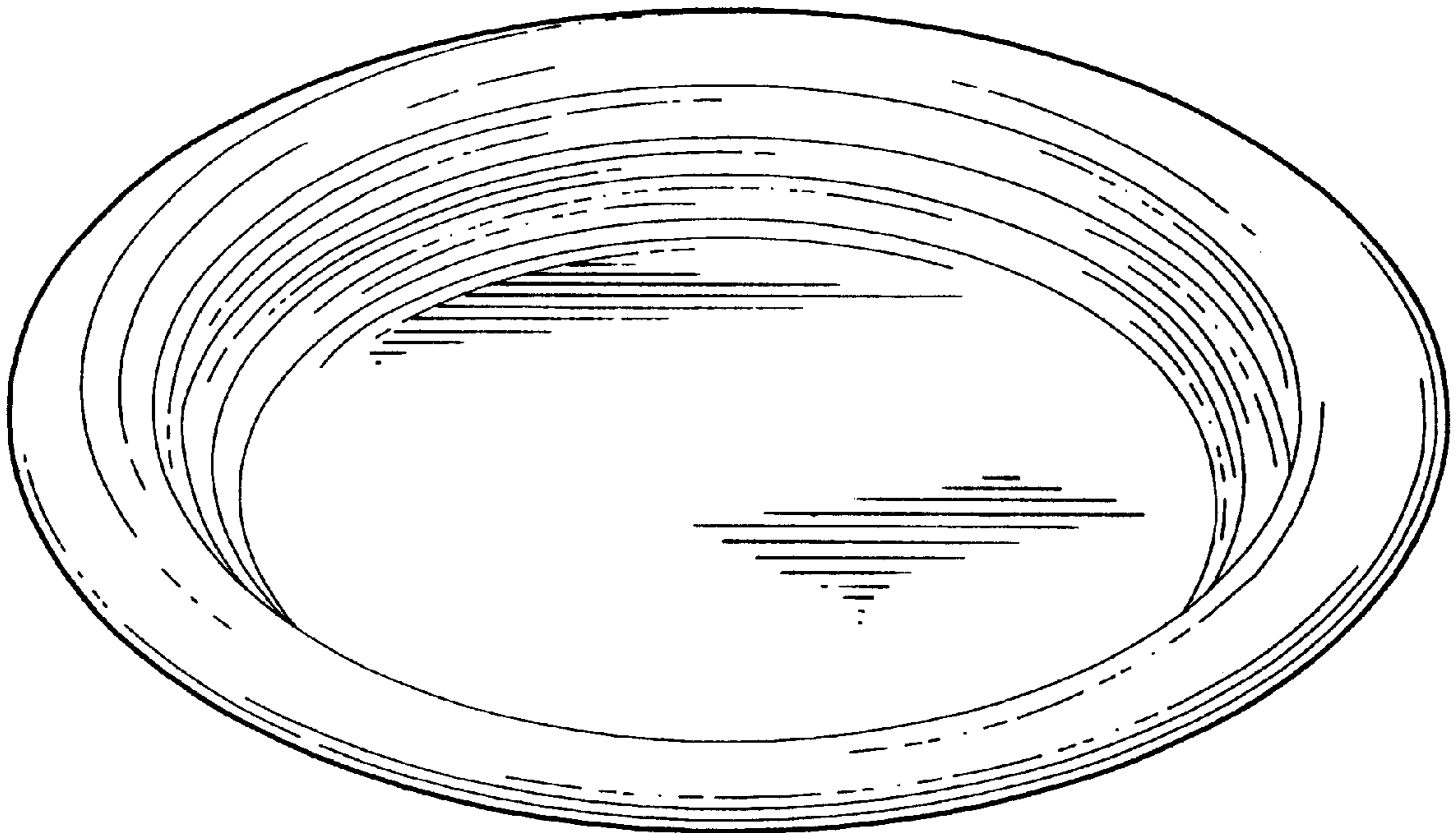


FIG. 1

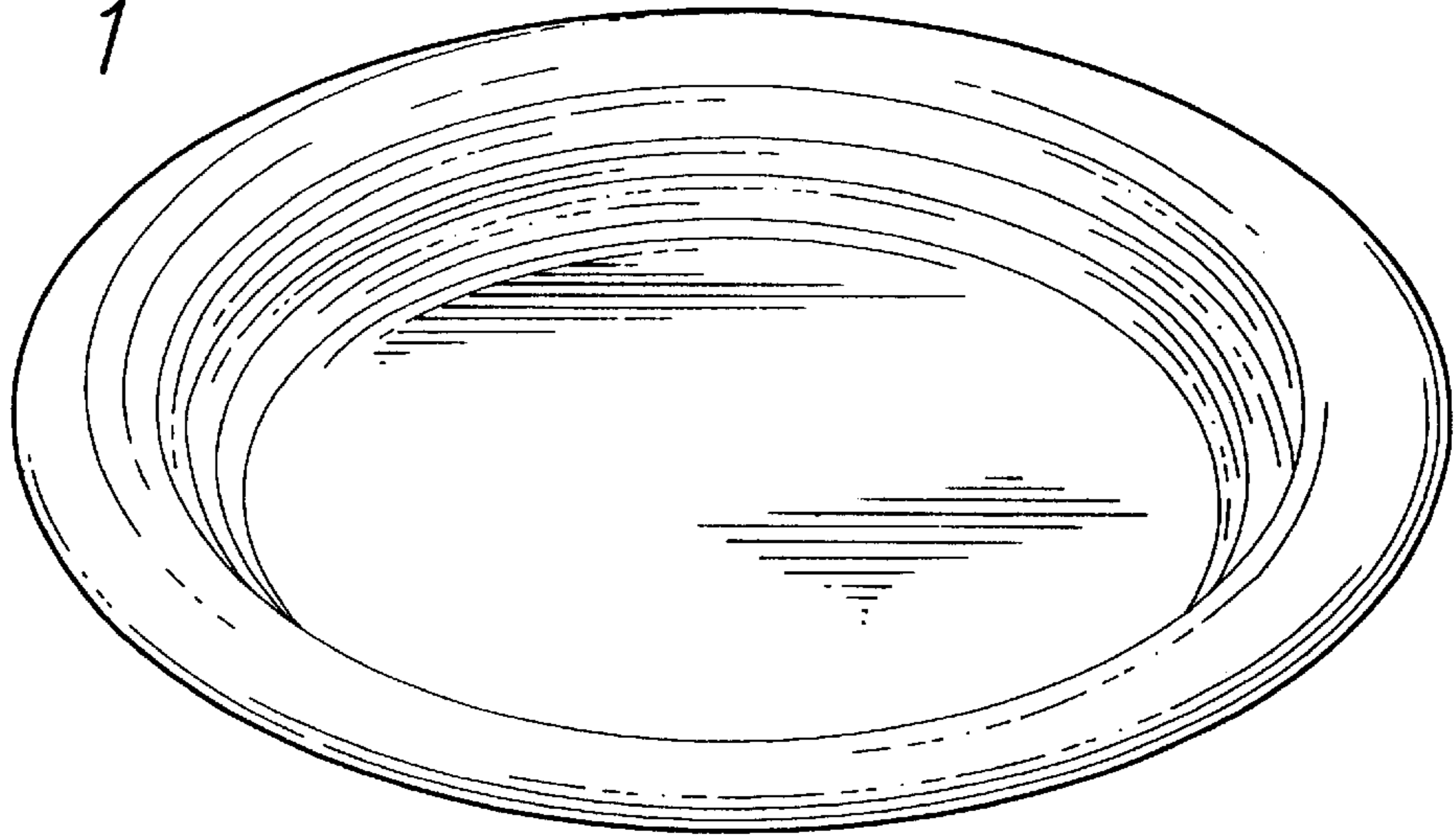


FIG. 2

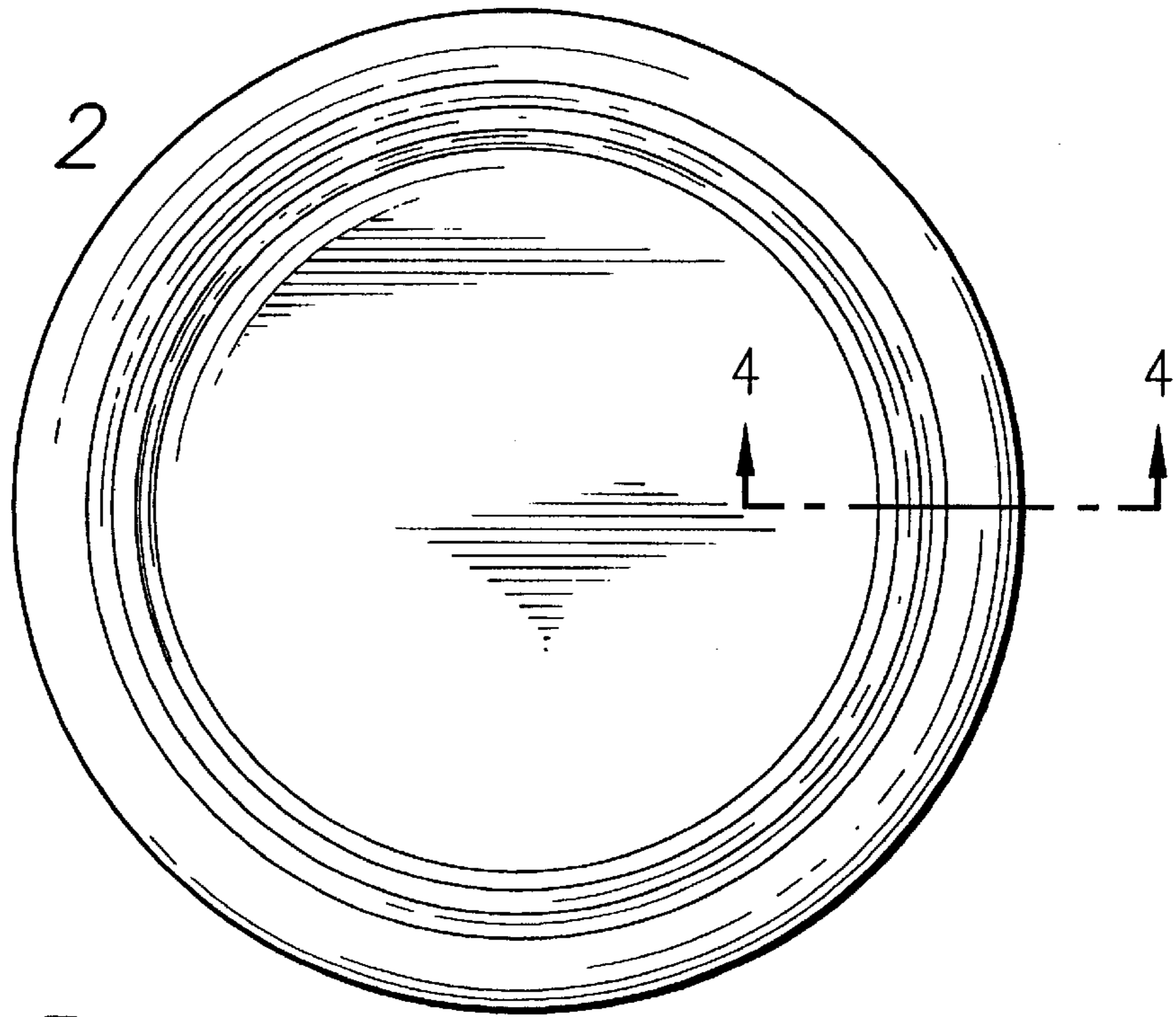


FIG. 3




FIG. 4

