



US00D445301S

(12) **United States Design Patent**  
**Levie**

(10) **Patent No.:** **US D445,301 S**

(45) **Date of Patent:** **\*\* Jul. 24, 2001**

(54) **HANDLE GRIP**

(75) Inventor: **Mark W. Levie**, Elmira, NY (US)

(73) Assignee: **World Kitchen, Inc.**, Elmira, NY (US)

(\*\*) Term: **14 Years**

(21) Appl. No.: **29/122,199**

(22) Filed: **Apr. 20, 2000**

(51) **LOC (7) Cl.** ..... **07-02**

(52) **U.S. Cl.** ..... **D7/395**

(58) **Field of Search** ..... D7/642, 645, 649,  
D7/650, 653, 662-664, 401.2, 393, 395,  
688-690; D8/107; 16/110.1, 430, 431, DIG. 18,  
DIG. 19; 220/752, 753

(56) **References Cited**

**U.S. PATENT DOCUMENTS**

D. 92,038	*	4/1934	De Sakhnoffsky	.....	D7/361
D. 399,699	*	10/1998	Stokes	.....	D7/401.2
561,100	*	6/1896	Fanner et al.	.....	16/434
1,389,102	*	8/1921	Romo, Jr.	.....	294/33
1,627,005	*	5/1927	Allen	.....	220/203.29
2,022,449	*	11/1935	Wolkow	.....	16/434

2,126,201	*	8/1938	McCall	.....	16/434
4,594,816		6/1986	Goldstein	.....	51/393
6,006,393		12/1999	Lynch et al.	.....	15/144

\* cited by examiner

*Primary Examiner*—Caron D. Veynar

(74) *Attorney, Agent, or Firm*—Wolf, Greenfield & Sacks, P.C.

(57) **CLAIM**

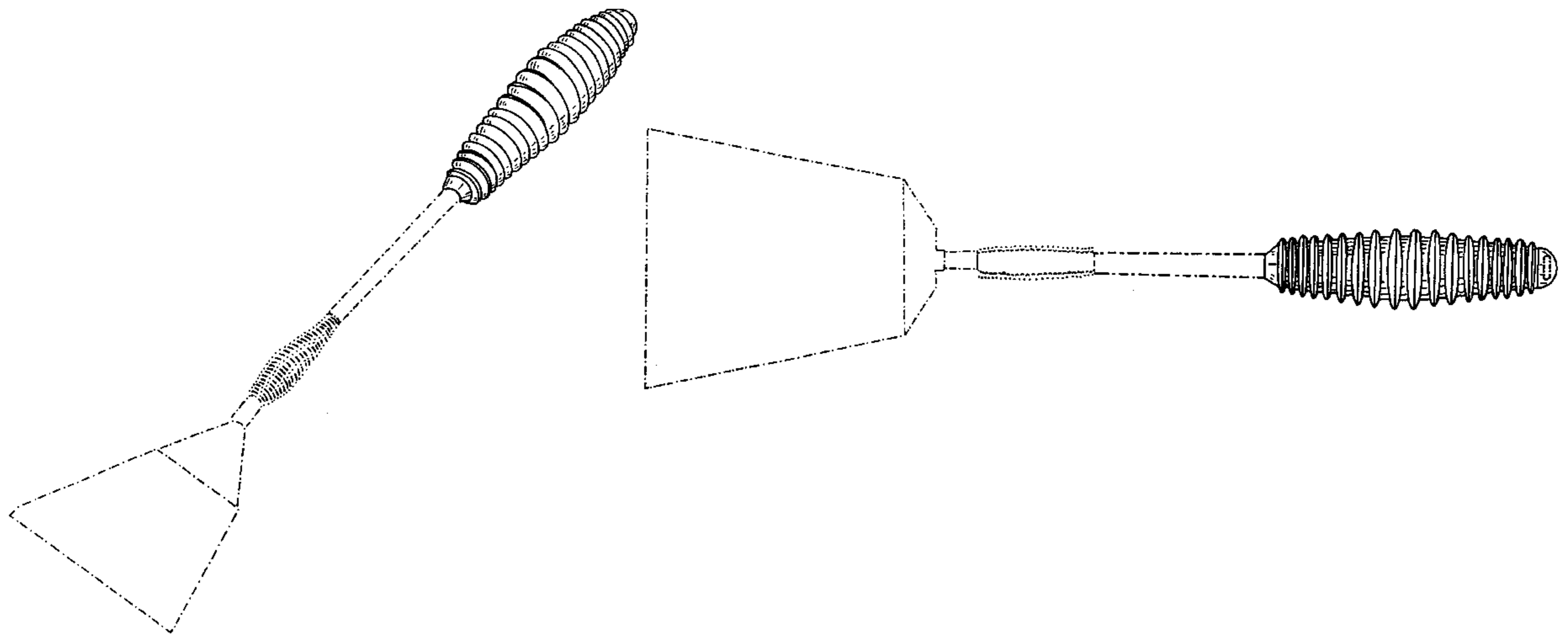
The ornamental design for a handle grip, as shown and described.

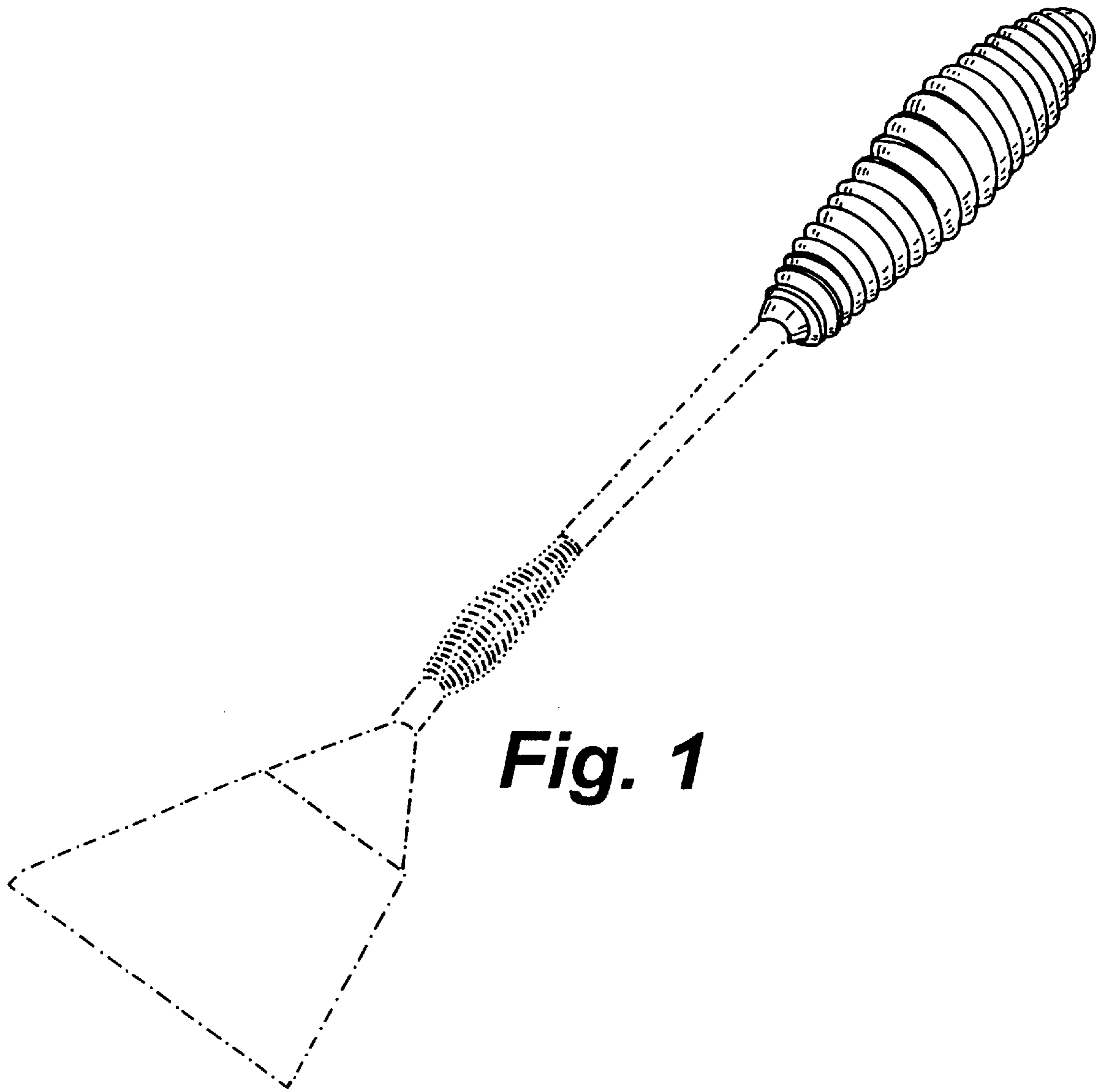
**DESCRIPTION**

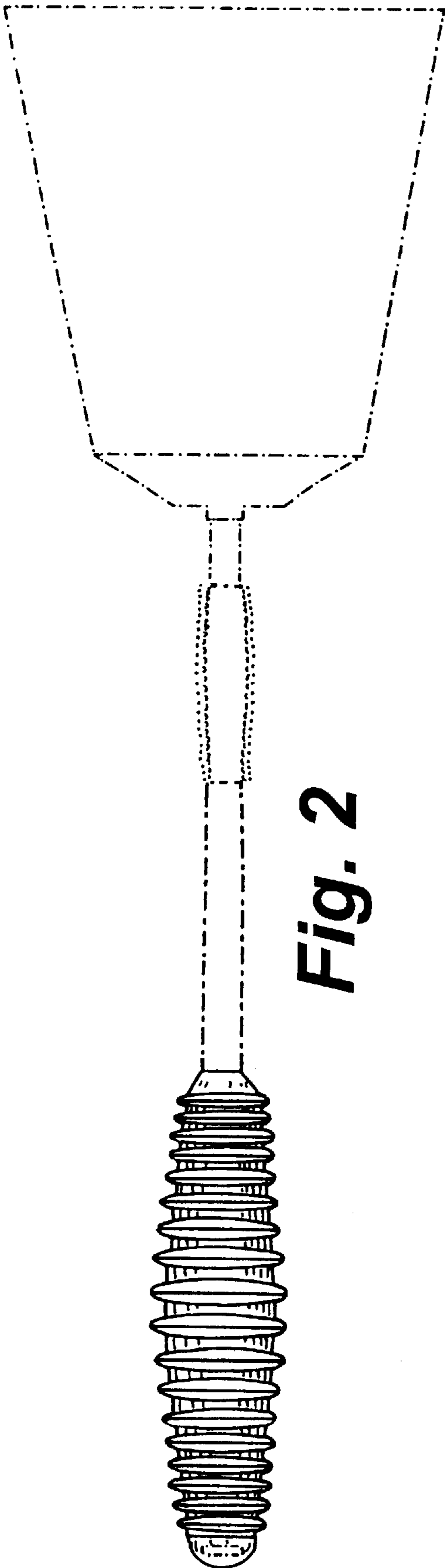
FIG. 1 is a side, top perspective view of the handle grip showing my new design;  
FIG. 2 is a top view thereof;  
FIG. 3 is a bottom view thereof;  
FIG. 4 is a left side view thereof;  
FIG. 5 is a right side view thereof;  
FIG. 6 is a rear view thereof; and,  
FIG. 7 is a front view thereof.

The broken lines shown in FIGS. 1-7 are for illustrative purposes only and form no part of the claimed design.

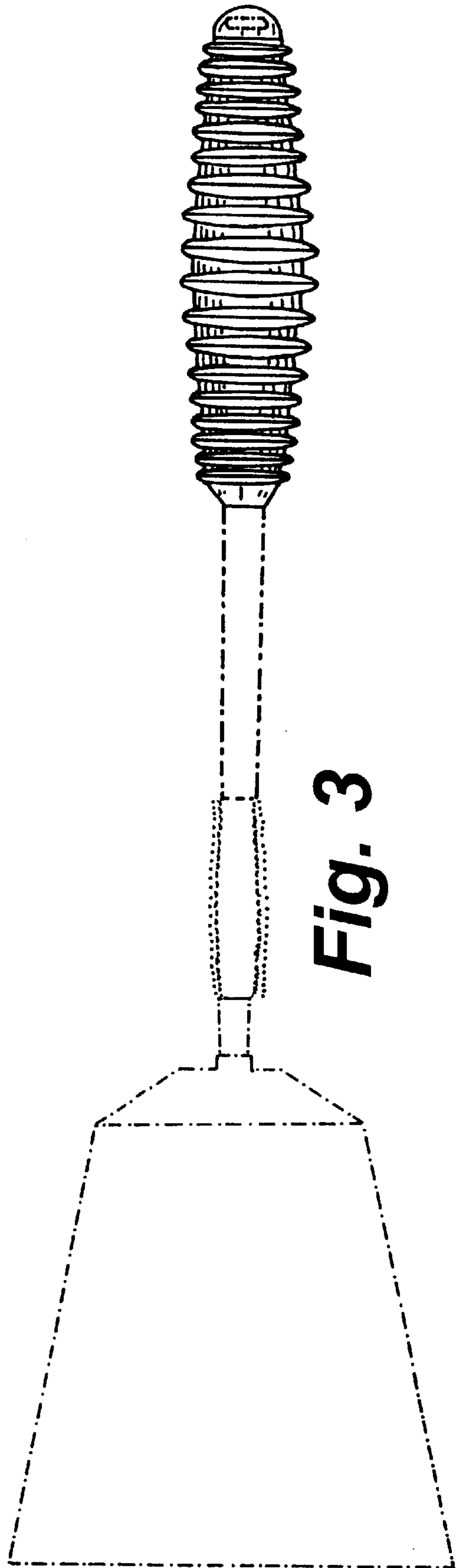
**1 Claim, 3 Drawing Sheets**



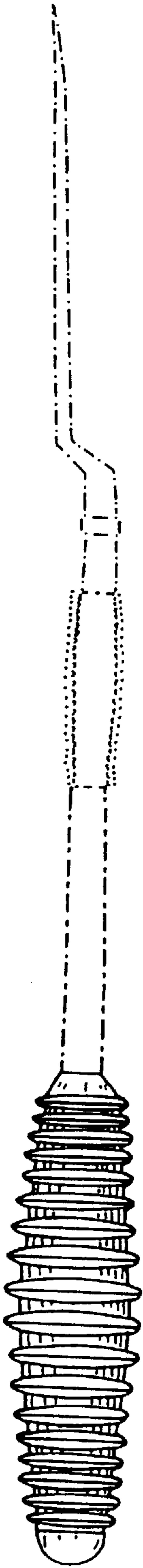




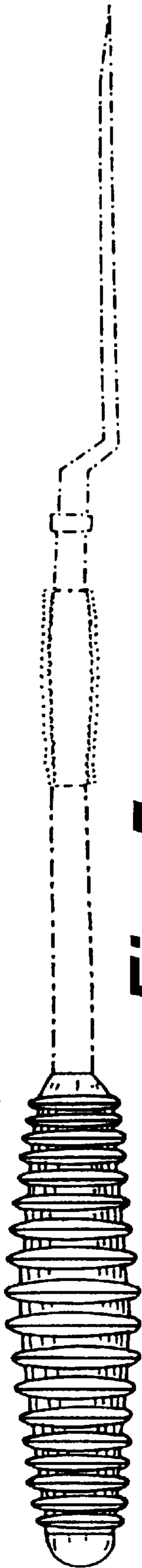
**Fig. 2**



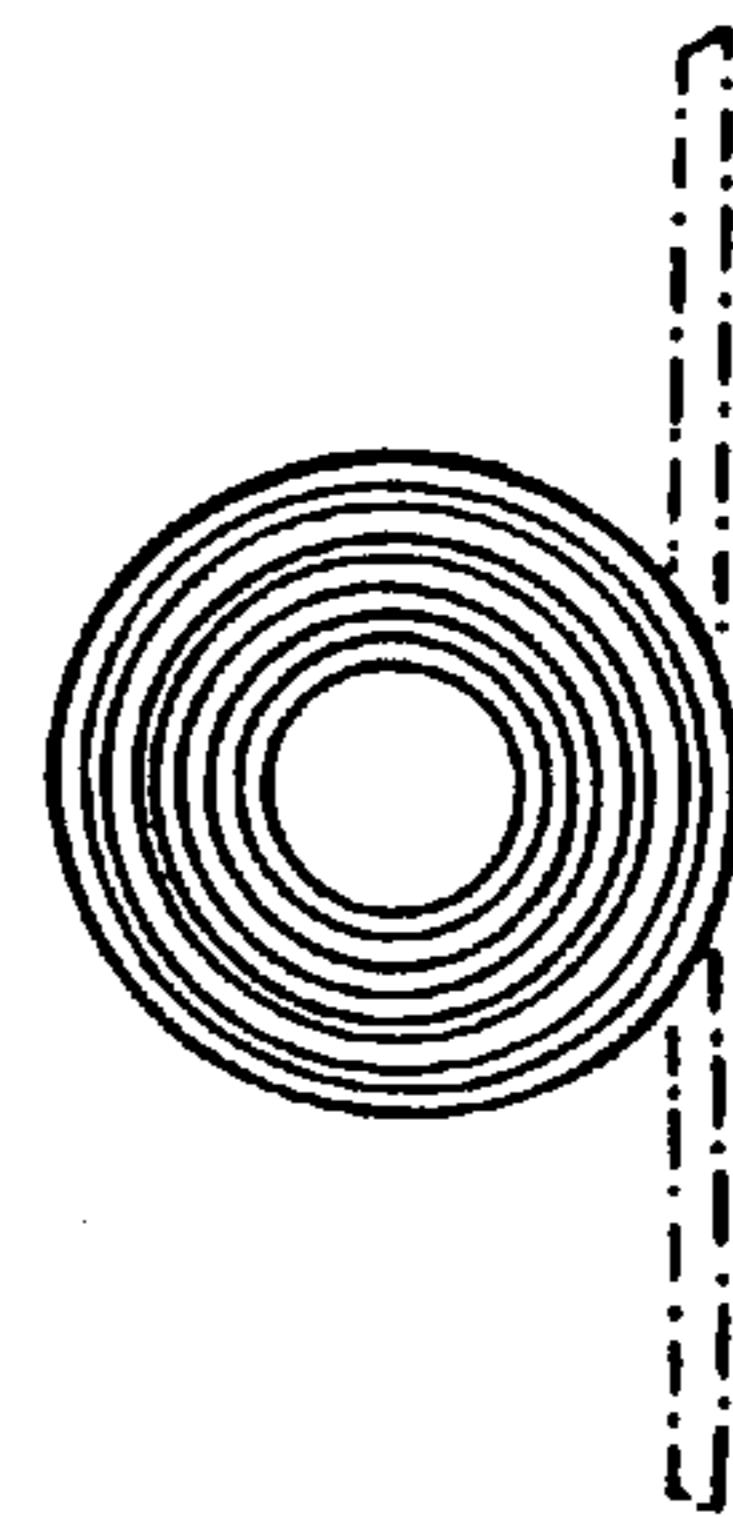
**Fig. 3**



**Fig. 4**



**Fig. 5**



**Fig. 6**



**Fig. 7**