



US00D445297S

(12) **United States Design Patent**
Atkins et al.

(10) **Patent No.: US D445,297 S**

(45) **Date of Patent: ** Jul. 24, 2001**

(54) **BOWL**

3,545,645 * 12/1970 Smith 220/658

(75) Inventors: **Todd Atkins**, Dansville; **Donald L. Dixon**, Jackson, both of MI (US)

OTHER PUBLICATIONS

#1300 jelly glass tumbler Monongah glass Company.*
#1304 jelly glass tumbler, Monongah Glass Company.*

(73) Assignee: **Dart Container Corporation**, Mason, MI (US)

* cited by examiner

(**) Term: **14 Years**

Primary Examiner—M. N. Pandozzi

(21) Appl. No.: **29/100,737**

(74) *Attorney, Agent, or Firm*—Rader, Fishman, Grauer & McGarry

(22) Filed: **Feb. 17, 1999**

(57) **CLAIM**

(51) **LOC (7) Cl.** **07-99**

The ornamental design for a bowl, as shown and described.

(52) **U.S. Cl.** **D7/346.1; D7/396.4**

DESCRIPTION

(58) **Field of Search** D7/540, 543, 557,
D7/560, 561, 562, 565, 584, 568, 585,
396.1, 396.4, 396.5, 545; D9/529, 429,
558, 556; 220/658, 573.1, 671, 669; D11/153;
D28/76

FIG. 1 is a top plan view of a bowl showing our new design;
FIG. 2 is a side elevational view thereof, all sides being the same;

FIG. 3 is a top plan view of a bowl showing a second embodiment of my new design;

(56) **References Cited**

U.S. PATENT DOCUMENTS

- D. 28,178 * 1/1898 Snow, Jr. D7/562
- D. 44,163 * 6/1913 Baxter et al. D9/529
- D. 111,951 * 11/1938 Bennett D7/561
- D. 124,870 * 1/1941 Nicholson D9/429
- D. 130,743 * 12/1941 Kogan D9/558
- D. 200,724 * 3/1965 Grogel D9/429
- D. 204,212 * 3/1966 Davis D9/429
- D. 210,571 * 3/1968 Vanderhyde D9/538
- D. 214,283 * 5/1969 Tawoka D7/585
- D. 225,050 * 11/1972 Cannell D9/429
- D. 232,080 * 7/1974 Strand D9/556
- D. 304,317 * 10/1989 Wagner D11/153
- D. 341,226 * 11/1993 Lang et al. D28/76
- D. 376,954 * 12/1996 Burns et al. D7/560
- D. 385,749 * 11/1997 Ebrahim et al. D7/565
- D. 402,850 * 12/1998 Davis et al. D7/545

FIG. 4 is a side elevational view thereof, all sides being the same;

FIG. 5 is a top plan view of a bowl showing a third embodiment of my new design;

FIG. 6 is a side elevational view thereof, all sides being the same;

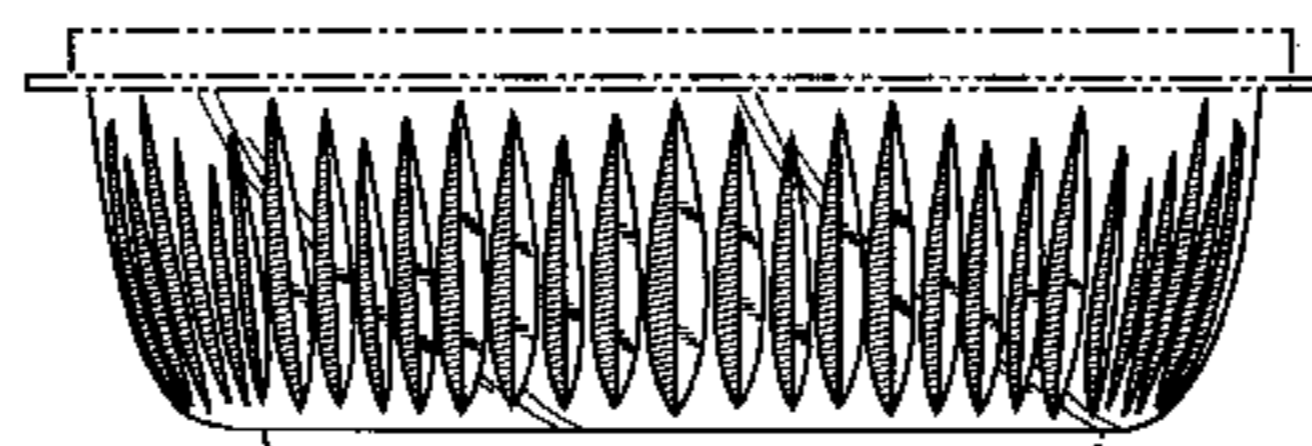


FIG. 7 is a side elevational view of a bowl showing a fourth embodiment of my new design, all sides being the same;

FIG. 8 is a side elevational view of a bowl showing a fifth embodiment of my new design, all sides being the same; and,

FIG. 9 is a side elevational view of a bowl showing a sixth embodiment of my new design, all sides being the same.

The broken lines of a base and rim in the drawings are for illustrative purposes only and form no part of the claimed design.

1 Claim, 4 Drawing Sheets






Fig. 1

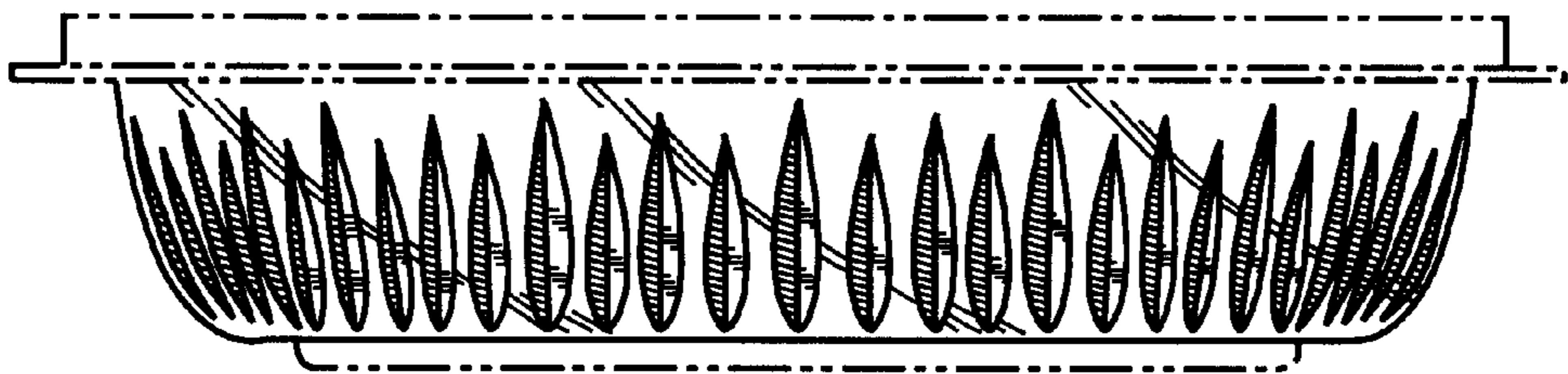


Fig. 2




Fig. 3

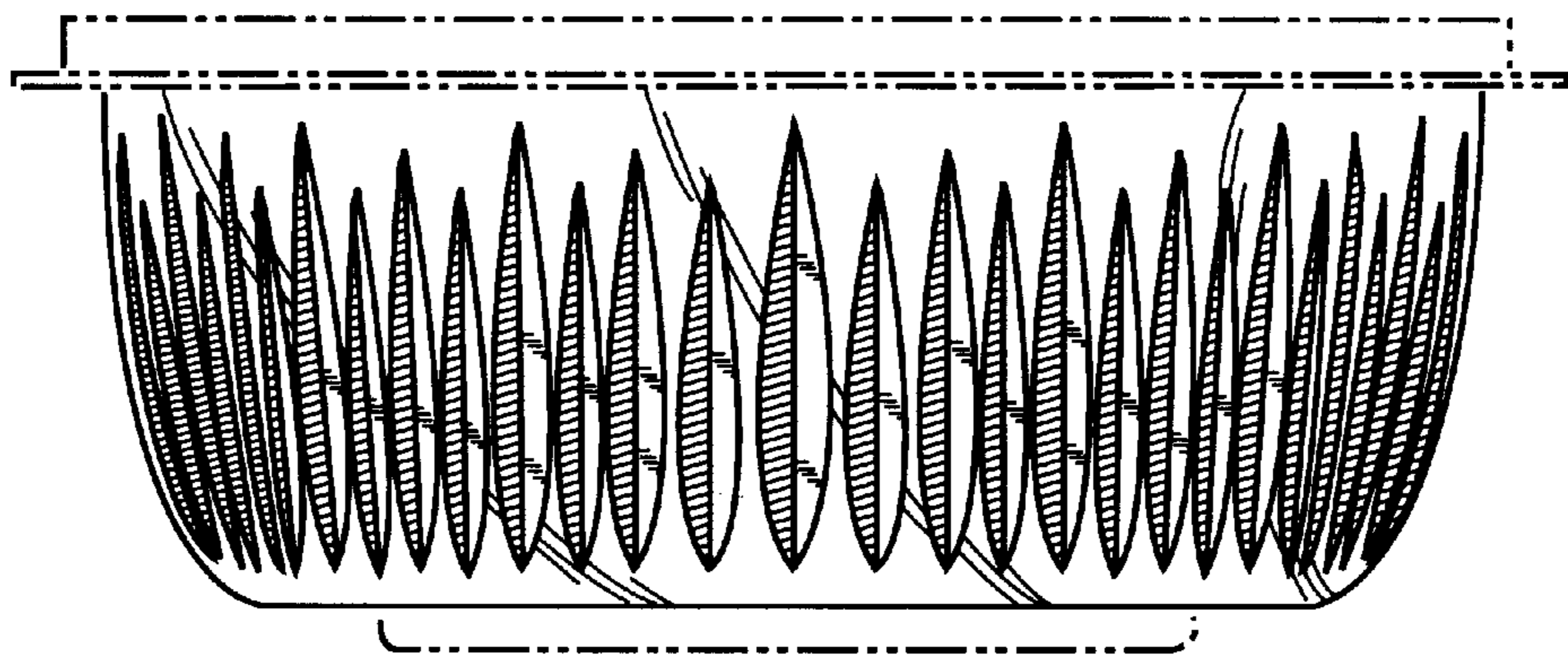


Fig. 4




Fig. 5




Fig. 6




Fig. 7

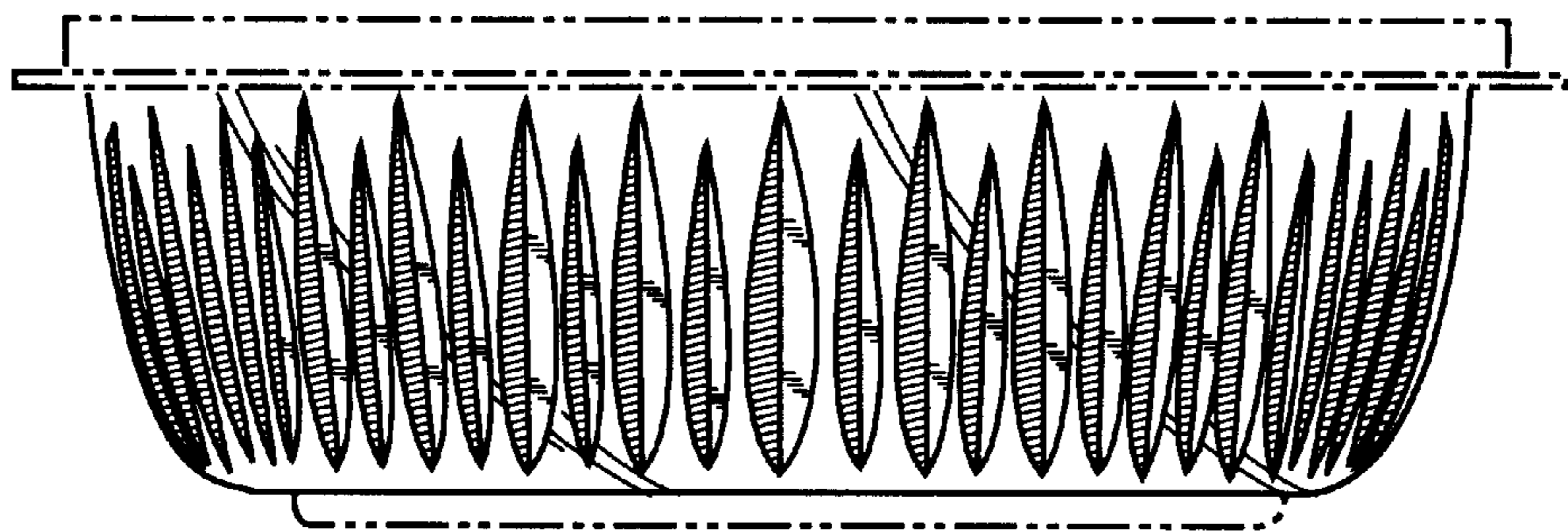


Fig. 8

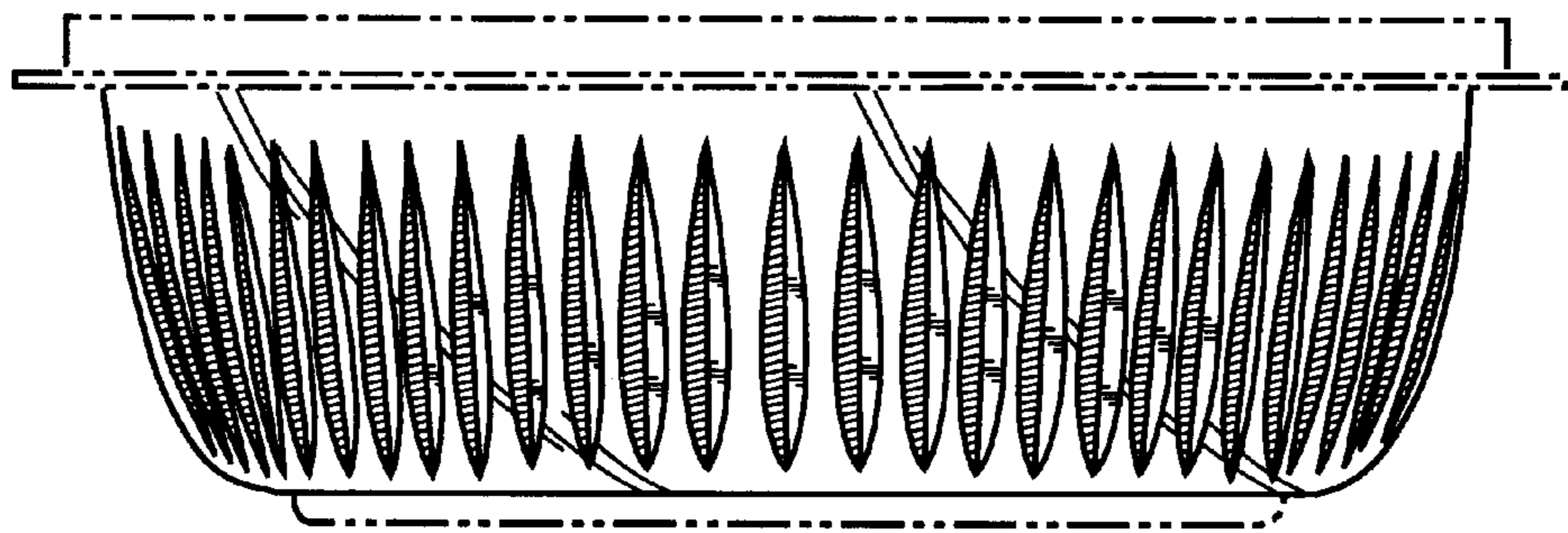


Fig. 9