



US00D445279S

(12) **United States Design Patent**
O'Hare et al.

(10) **Patent No.:** **US D445,279 S**

(45) **Date of Patent:** **** *Jul. 24, 2001**

(54) **CABINET**

(75) Inventors: **Timothy Michael O'Hare; Scott Mark Risdon**, both of Greensboro; **Shawn Christopher Stanton**, High Point, all of NC (US)

(73) Assignee: **Bernhardt, L.L.C.**, Lenoir, NC (US)

(*) Notice: This patent is subject to a terminal disclaimer.

(**) Term: **14 Years**

(21) Appl. No.: **29/127,458**

(22) Filed: **Aug. 7, 2000**

(51) **LOC (7) Cl.** **06-04**

(52) **U.S. Cl.** **D6/438**

(58) **Field of Search** D6/432-448; 312/107, 312/114, 117, 204

(56) **References Cited**

U.S. PATENT DOCUMENTS

D. 249,431 * 9/1978 Adkinson D6/438

D. 372,375 * 8/1996 Walters, II et al. D6/438

D. 390,719 * 2/1998 Walters, III et al. D6/438

D. 431,391 * 10/2000 Hazen et al. D6/438

D. 434,249 * 11/2000 Cain D6/438

* cited by examiner

Primary Examiner—Cathron Brooks

(74) *Attorney, Agent, or Firm*—Rhodes & Mason, PLLC

(57) **CLAIM**

The ornamental design for a cabinet, as shown and described.

DESCRIPTION


FIG. 1 is a left front perspective view of a china cabinet showing my new design;

FIG. 2 is a front view thereof; and,

FIG. 3 is a side view, the opposite side being a mirror image thereof.

The broken lines showing the drawer and door hardware is for illustrative purposes only and forms no part of the claimed design.

1 Claim, 3 Drawing Sheets






FIG. 1




FIG. 2

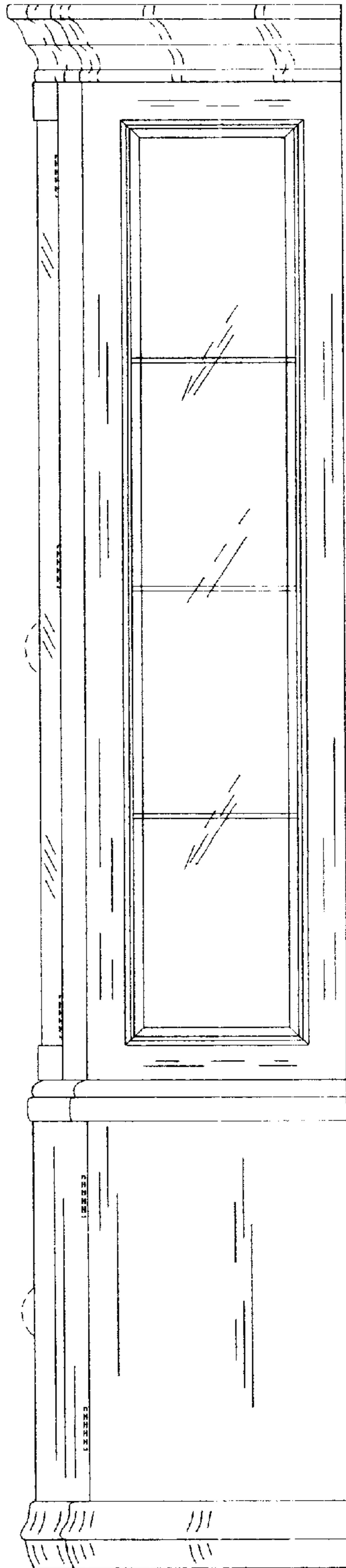


FIG. 3