



US00D445273S

(12) **United States Design Patent**
Brown et al.

(10) **Patent No.:** **US D445,273 S**

(45) **Date of Patent:** **** Jul. 24, 2001**

(54) **SERVICE COLUMN**

(75) Inventors: **Guy A. Brown**, Groningen (NL);
Neville Waisbrod, Wellington (NZ)

(73) Assignee: **Formway Furniture Limited**,
Wellington (NZ)

(**) Term: **14 Years**

(21) Appl. No.: **29/117,296**

(22) Filed: **Jan. 20, 2000**

(51) **LOC (7) Cl.** **06-01**

(52) **U.S. Cl.** **D6/396**

(58) **Field of Search** D6/396, 397, 449,
D6/455, 457, 469, 470-475; 211/2, 70.1,
86.01, 95-103, 117, 207, 163, 190, 195,
113; 248/121, 125.1, 127, 186.1, 519, 317,
346.01

(56) **References Cited**

U.S. PATENT DOCUMENTS

- D. 224,060 * 6/1972 Larson D6/457
- D. 234,931 * 4/1975 Rogove et al. D6/457
- D. 286,829 * 11/1986 Yeranossian D6/396

- D. 294,207 * 2/1988 Noyes et al. D6/457
- D. 360,764 * 8/1995 Collins D6/396
- D. 373,912 * 9/1996 Lladro Roig et al. D6/396
- 2,258,560 * 10/1941 Trunzer D6/449 X
- 3,292,797 * 12/1966 Berk 211/163
- 3,865,249 * 2/1975 Herzog 211/163

* cited by examiner

Primary Examiner—Prabhakar Deshmukh

(74) *Attorney, Agent, or Firm*—Workman, Nydegger & Seeley

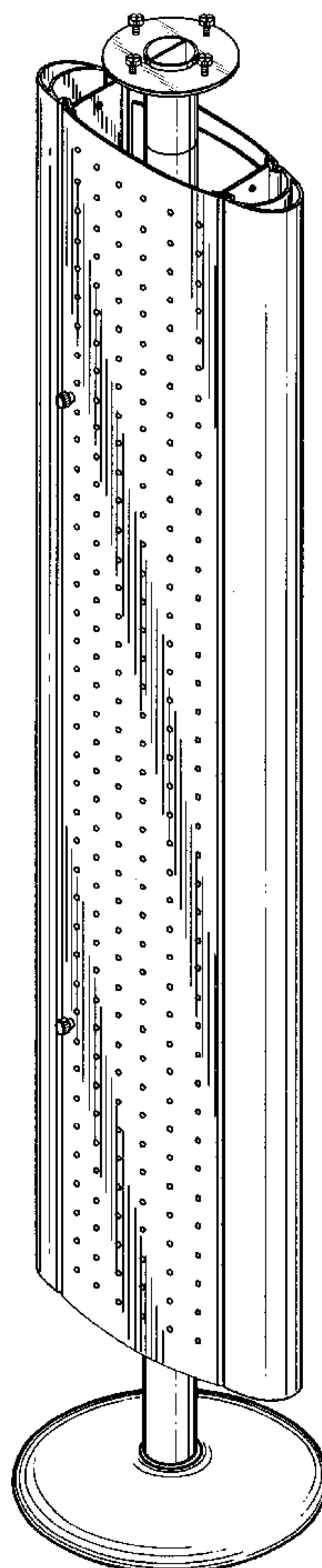
(57) **CLAIM**

The ornamental design for a service column, as shown and described.

DESCRIPTION

FIG. 1 is a perspective view of service column showing our new design;
 FIG. 2 is a front elevational view thereof; the rear elevational view being a mirror image thereof;
 FIG. 3 is a right side elevational view thereof; the left side elevational view being a mirror image thereof;
 FIG. 4 is a top plan view thereof; and,
 FIG. 5 is a bottom plan view thereof.

1 Claim, 3 Drawing Sheets



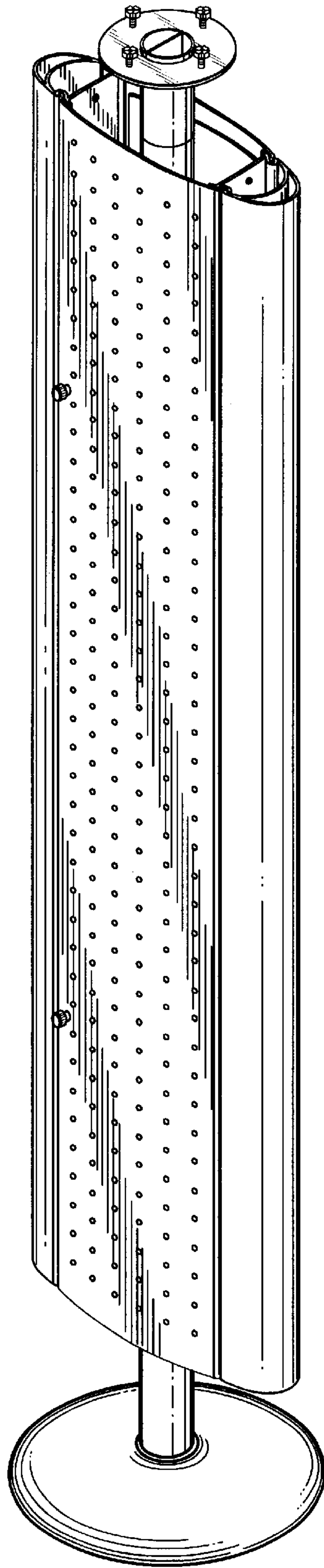


FIGURE 1

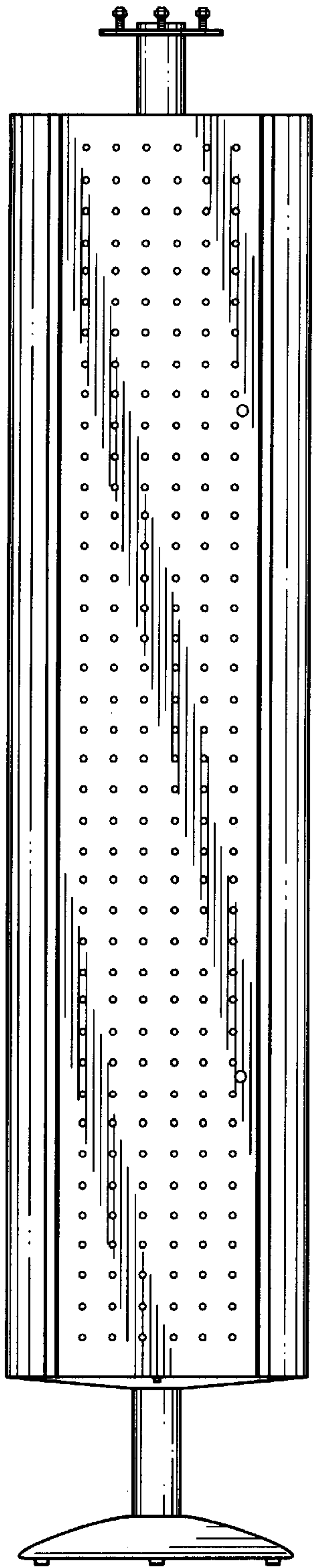


FIGURE 2

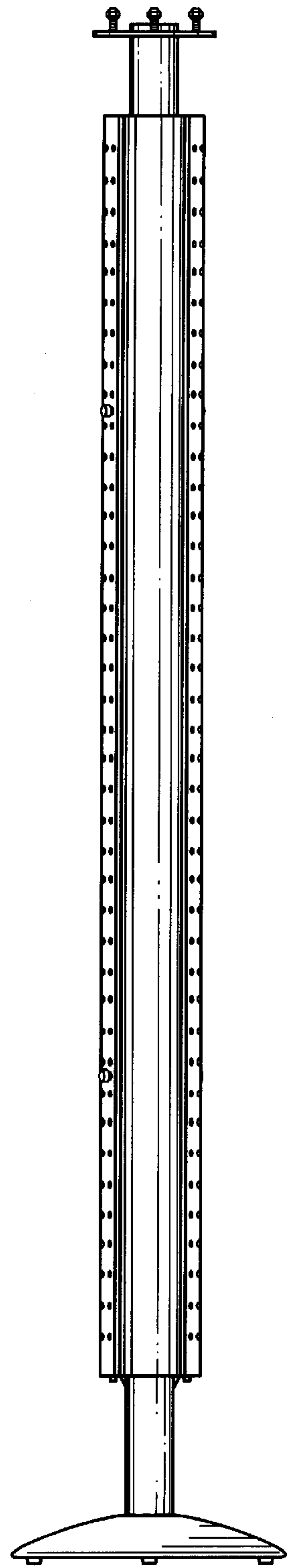


FIGURE 3

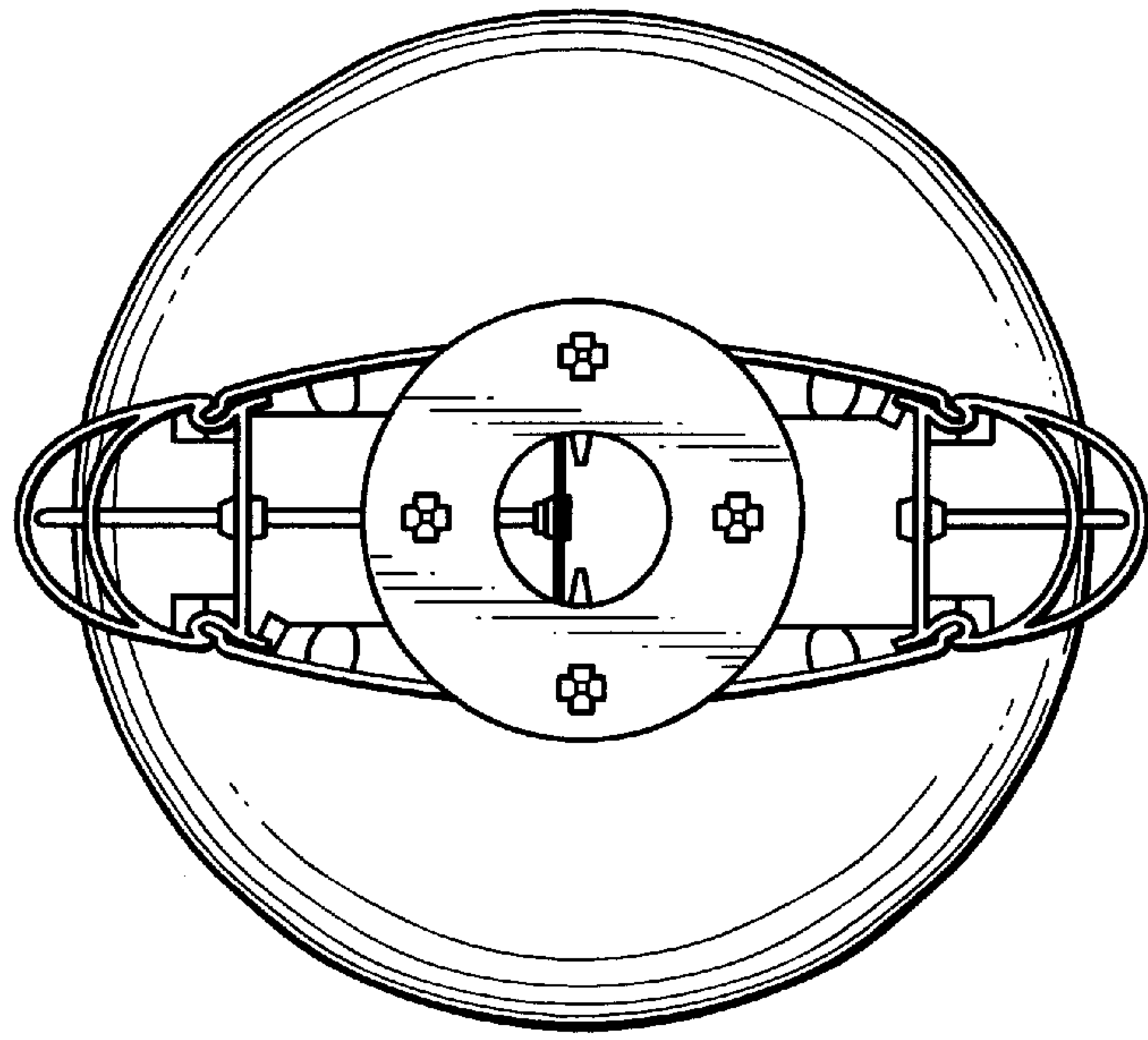


FIGURE 4

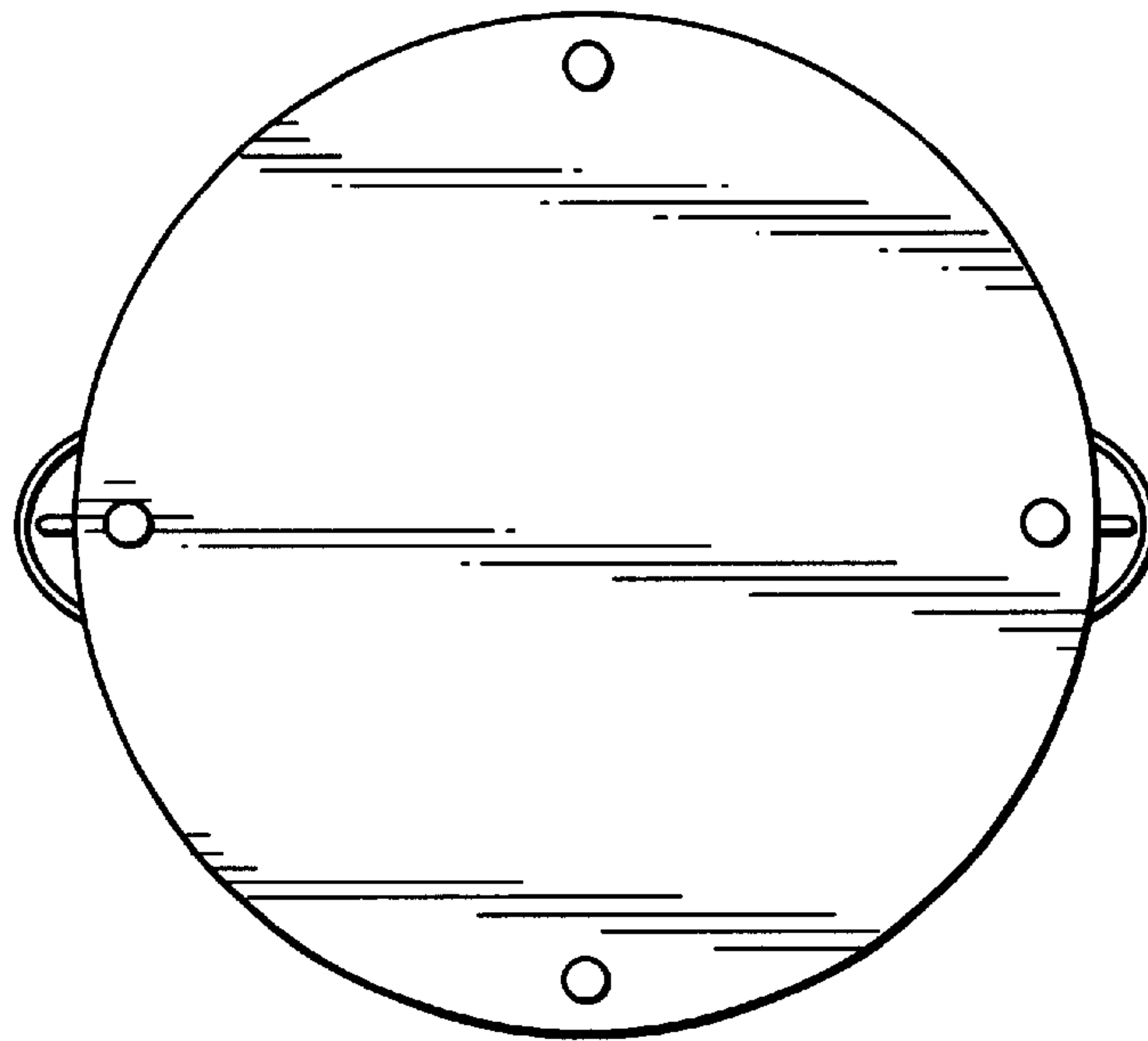


FIGURE 5