



US00D445264S

(12) **United States Design Patent**
Dutour et al.

(10) **Patent No.:** **US D445,264 S**

(45) **Date of Patent:** **** Jul. 24, 2001**

(54) **PICTURE HOLDER**

(76) Inventors: **Marie Dutour; Benoit Dutour**, both of
95 Antigo Ct., Greer, SC (US) 29650

(**) Term: **14 Years**

(21) Appl. No.: **29/123,665**

(22) Filed: **May 22, 2000**

(51) **LOC (7) Cl.** **06-07**

(52) **U.S. Cl.** **D6/313**

(58) **Field of Search** D6/300-303, 306,
D6/308-314; 40/700, 711, 721, 722, 744,
745, 749, 757, 761, 765, 780, 798, 799,
597; 248/467, 489; D20/42

(56) **References Cited**

U.S. PATENT DOCUMENTS

D. 248,402	7/1978	Kitell .	
D. 265,786	* 8/1982	Angell	D6/313
D. 371,735	7/1996	Motta .	
D. 392,332	* 3/1998	Ruprecht	D20/43
D. 396,148	7/1998	Carpenter et al. .	
D. 404,072	1/1999	Ford et al. .	
D. 404,074	* 1/1999	Sarriugarte et al.	D19/90
D. 416,285	11/1999	Richard .	

5,255,457	*	10/1993	Lipson	40/744
5,595,364		1/1997	Protz .	
5,857,278		1/1999	Perkins .	
5,992,806		11/1999	Adams .	

* cited by examiner

Primary Examiner—Janice E. Seeger

(57) **CLAIM**

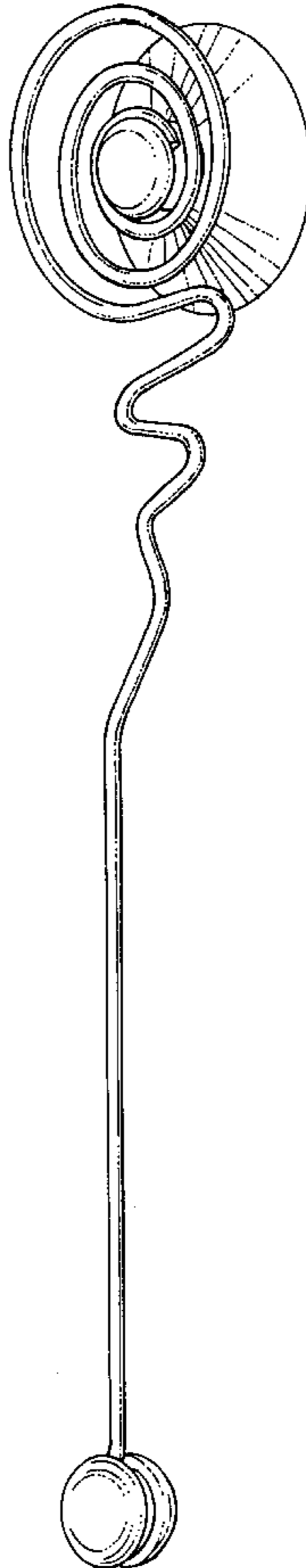
The ornamental design for a picture holder, as shown and described.

DESCRIPTION

FIG. 1 is a front environmental perspective view of a picture holder showing our new design, FIG. 2 is a front perspective view thereof, FIG. 3 is a rear perspective view thereof, FIG. 4 is a front elevational view thereof, FIG. 5 is a right side elevational view thereof, FIG. 6 is a rear elevational view thereof, FIG. 7 is a left side elevational view thereof, FIG. 8 is a top plan view thereof; and, FIG. 9 is a bottom plan view thereof.

The broken lines are for environmental purposes only and form no part of the claimed design.

1 Claim, 5 Drawing Sheets



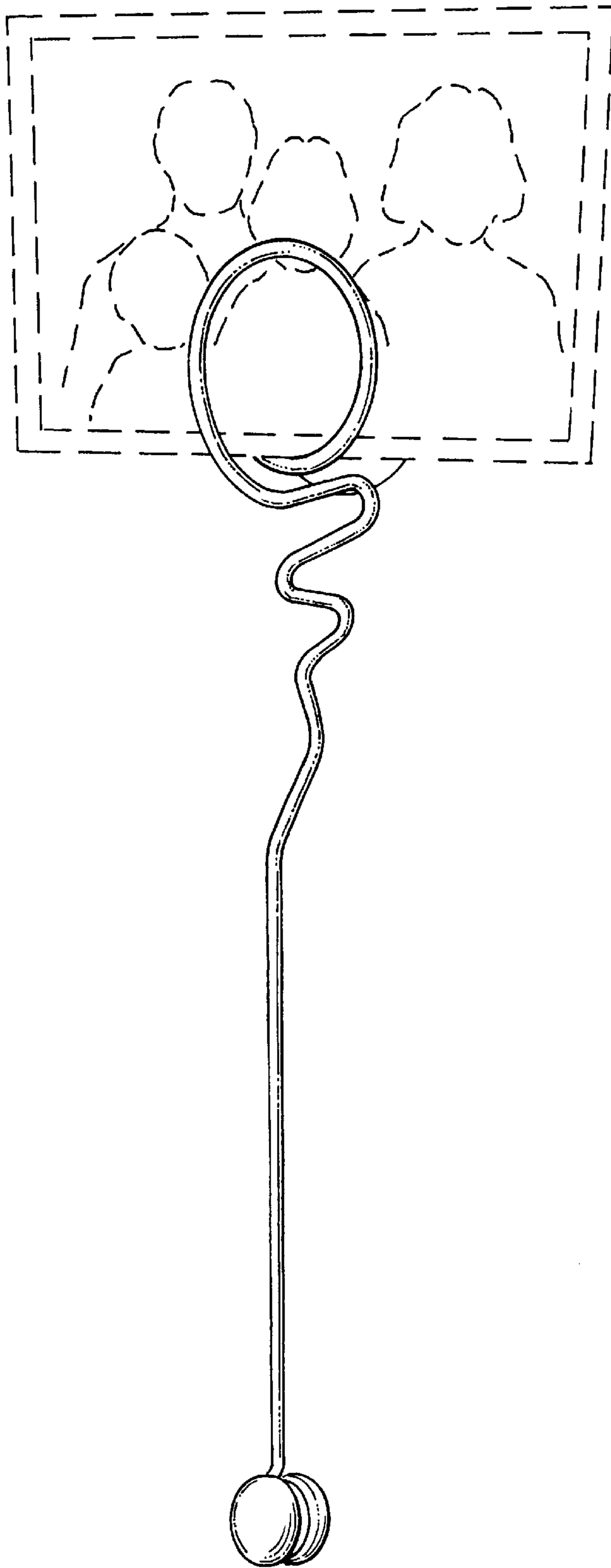


Fig. 1

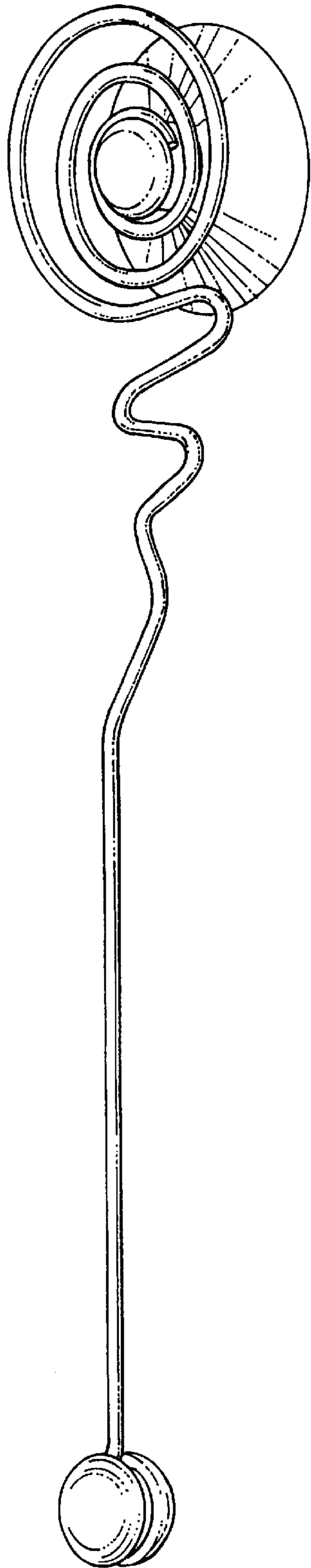


Fig. 2

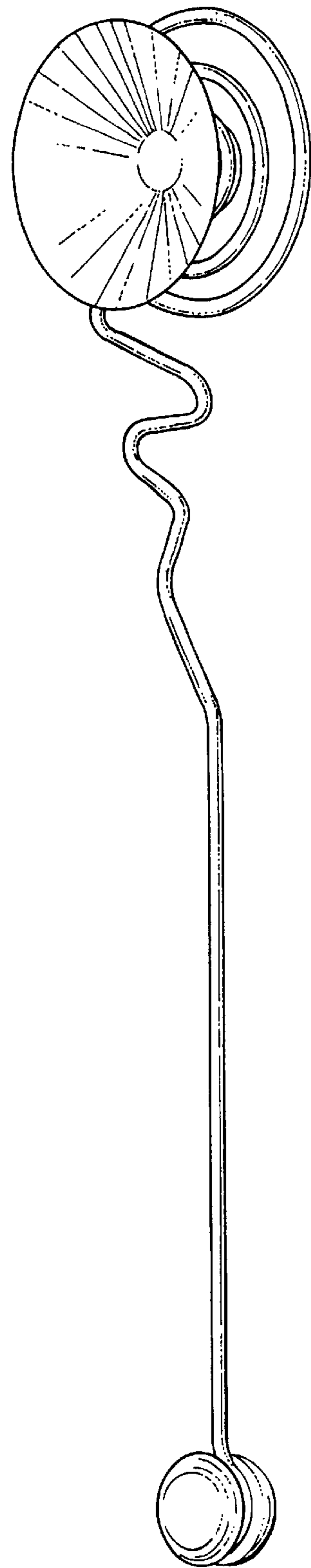


Fig. 3

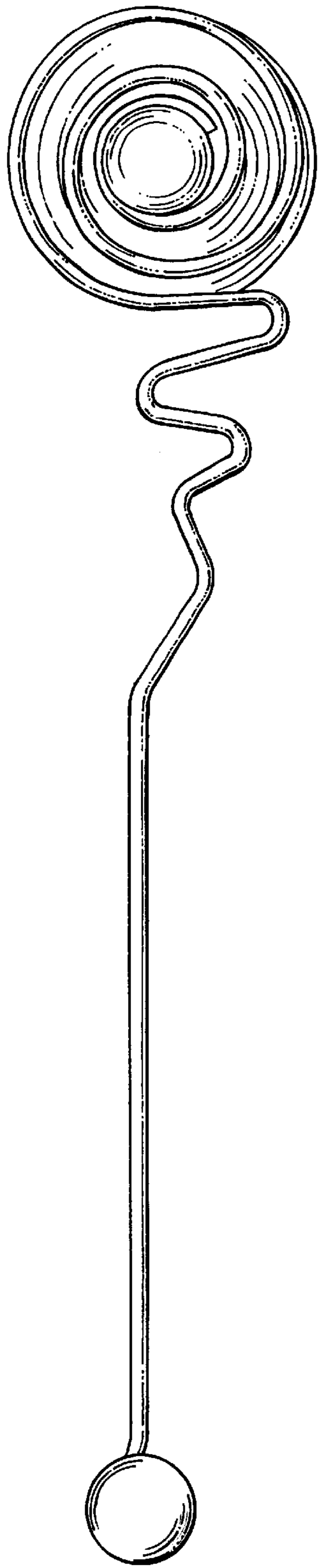


Fig. 4

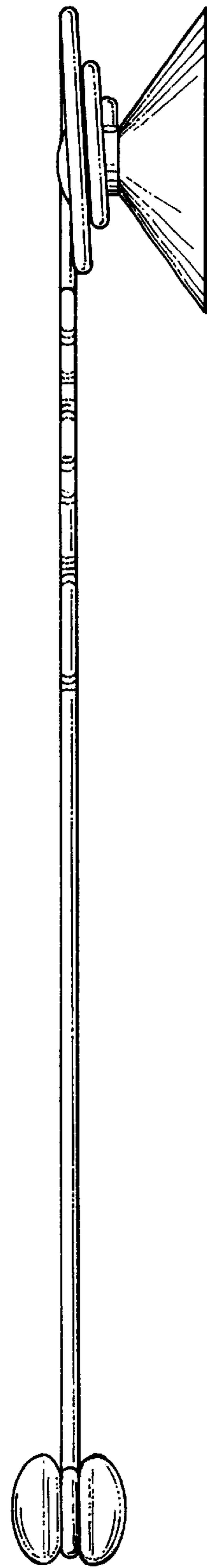


Fig. 5

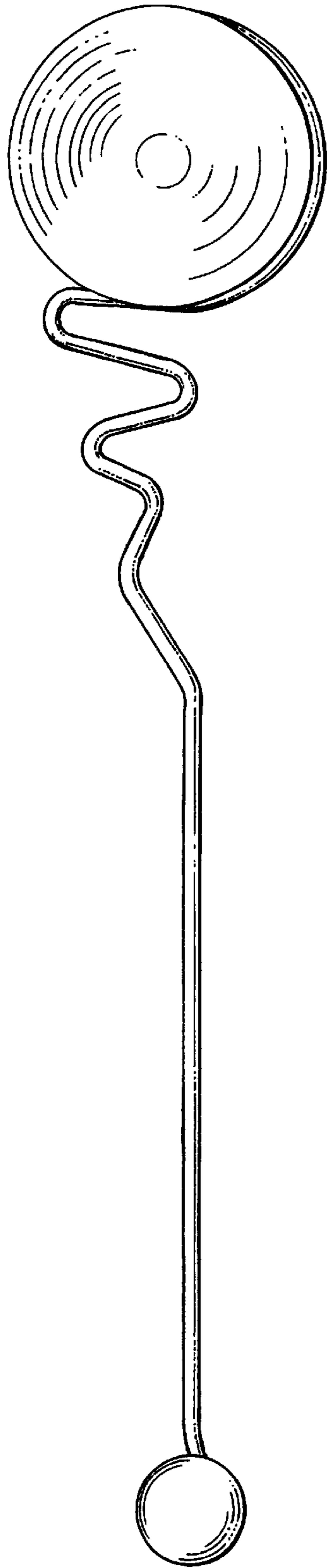


Fig. 6

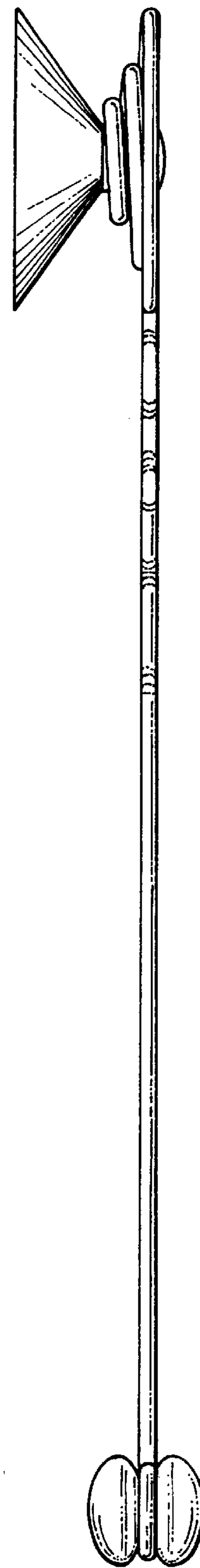


Fig. 7




Fig. 8

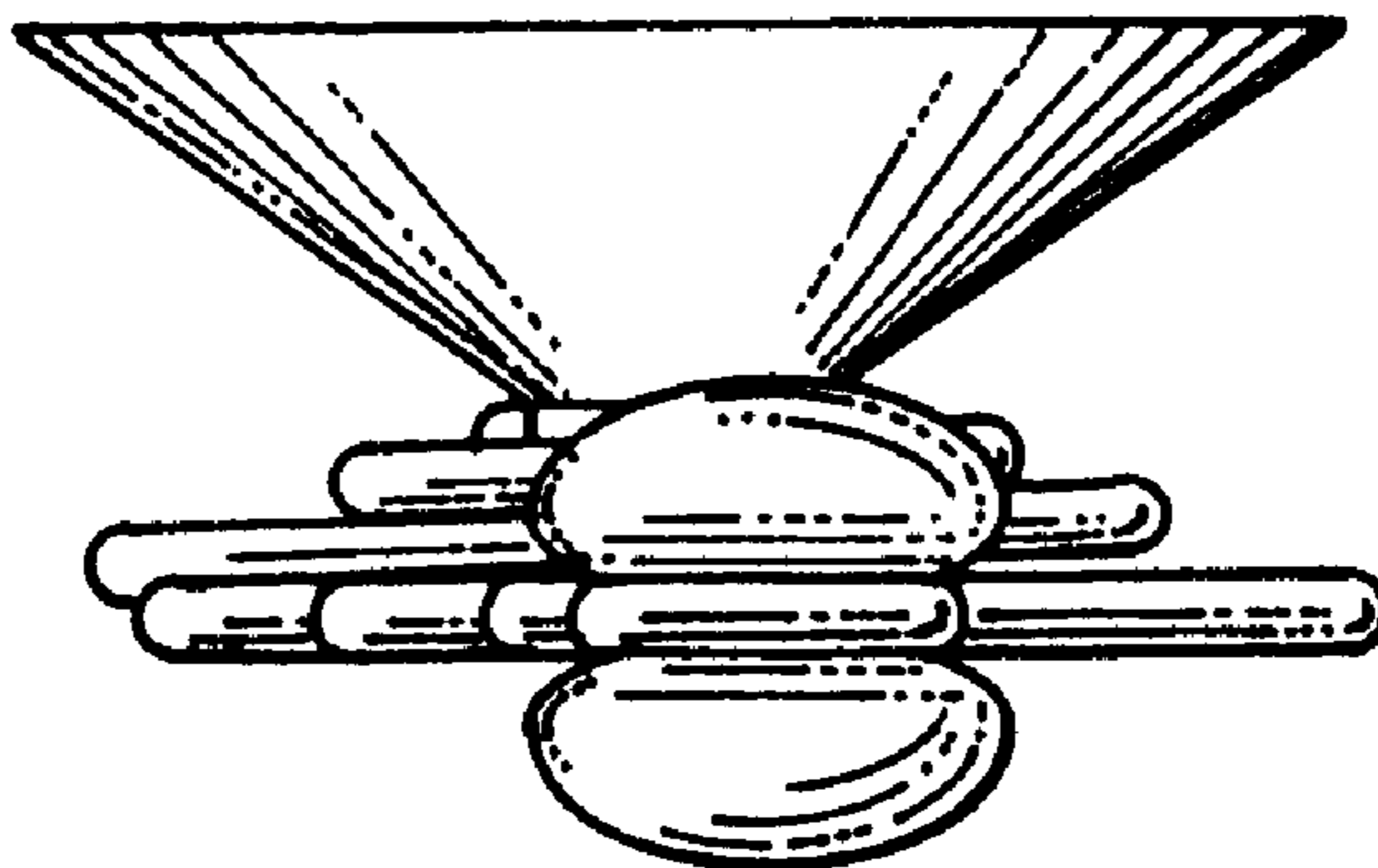


Fig. 9