



US00D445263S

(12) **United States Design Patent**
Malamud

(10) **Patent No.:** **US D445,263 S**

(45) **Date of Patent:** **** Jul. 24, 2001**

(54) **FOLDABLE EASEL CARD**

2,833,070 * 5/1958 Goldman 40/750

(76) Inventor: **Charles Malamud**, 611 Banner Ave.
5F, Brooklyn, NY (US) 11235

* cited by examiner

Primary Examiner—Janice E. Seeger

(**) Term: **14 Years**

(57) **CLAIM**

(21) Appl. No.: **29/131,459**

The ornamental design for a foldable easel card, as shown and described.

(22) Filed: **Oct. 24, 2000**

DESCRIPTION

(51) **LOC (7) Cl.** **06-07**

(52) **U.S. Cl.** **D6/310**

(58) **Field of Search** D6/300-303, 309-314;
40/700, 745, 750, 751, 780, 781, 786, 788,
789, 790; 248/459, 472; D20/40

FIG. 1 is an unfolded perspective view of a foldable easel card showing my new design;

FIG. 2 is a front elevational view thereof;

FIG. 3 is a left side elevational view thereof;

FIG. 4 is a right side elevational view thereof;

FIG. 5 is a rear elevational view thereof;

FIG. 6 is a perspective view of the subject design shown in the alternate folded embodiment thereof; and,

FIG. 7 is an unfolded front perspective view of the subject design shown in an alternate horizontal embodiment thereof.

(56) **References Cited**

U.S. PATENT DOCUMENTS

D. 307,675 * 5/1990 Jordan D6/300

D. 386,008 * 11/1997 Wong D6/310

2,443,645 * 6/1948 Turan 248/459

1 Claim, 4 Drawing Sheets




FIG. 1




FIG. 2




FIG. 3




FIG. 4




FIG. 5




FIG. 6




FIG. 7

