



US00D445246S

(12) **United States Design Patent**  
**Duclos**

(10) **Patent No.:** **US D445,246 S**

(45) **Date of Patent:** **\*\* Jul. 24, 2001**

(54) **SHOE**

(75) **Inventor:** **Gary Duclos**, Newburyport, MA (US)

(73) **Assignee:** **Dewks, LLC**, Newburyport, MA (US)

(\*\*) **Term:** **14 Years**

(21) **Appl. No.:** **29/127,559**

(22) **Filed:** **Aug. 7, 2000**

(51) **LOC (7) Cl.** ..... **02-99**

(52) **U.S. Cl.** ..... **D2/972**

(58) **Field of Search** ..... D2/896, 902, 907,  
D2/943, 944, 946, 969, 972, 973; 36/45,  
50.1, 51, 77 M, 77 R, 81, 83, 88, 113,  
114, 126-130

(56) **References Cited**

**U.S. PATENT DOCUMENTS**

- D. 391,058 \* 2/1998 Cooper ..... D2/972
- D. 393,361 \* 4/1998 Rask ..... D2/972

- D. 395,347 \* 6/1998 Von Conta et al. .... D2/972
- D. 414,597 \* 10/1999 Marvin et al. .... D2/972

\* cited by examiner

*Primary Examiner*—Dominic Simone

(74) *Attorney, Agent, or Firm*—Weingarten, Schurigin,  
Gagnebin & Hayes LLP

(57) **CLAIM**

The ornamental design for a shoe, as shown.

**DESCRIPTION**

FIG. 1 is a left side elevational view of a shoe embodying my new design;  
 FIG. 2 is right side elevational view thereof;  
 FIG. 3 is a top plan view thereof;  
 FIG. 4 is a front elevational view thereof;  
 FIG. 5 is a rear elevational view thereof; and,  
 FIG. 6 is a bottom plan view thereof.

**1 Claim, 5 Drawing Sheets**






FIG. 1



FIG. 2

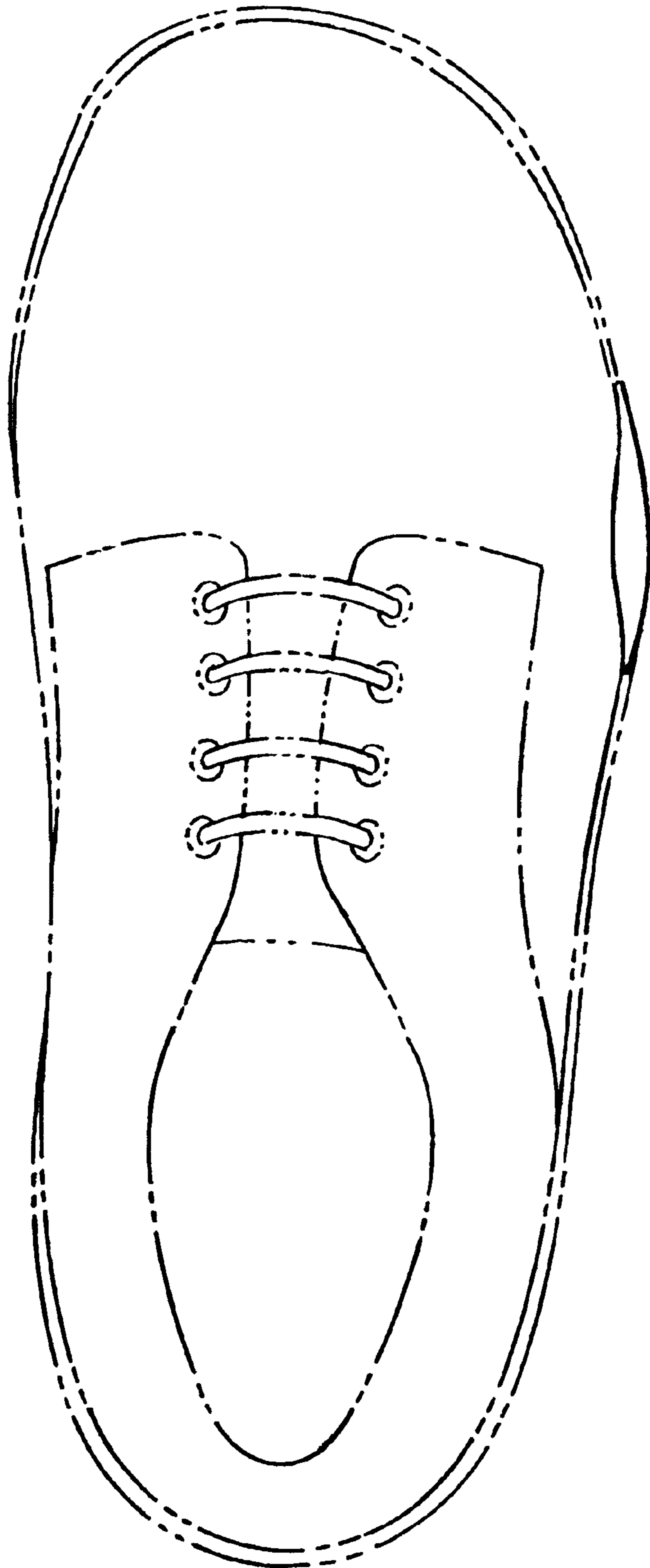


FIG. 3

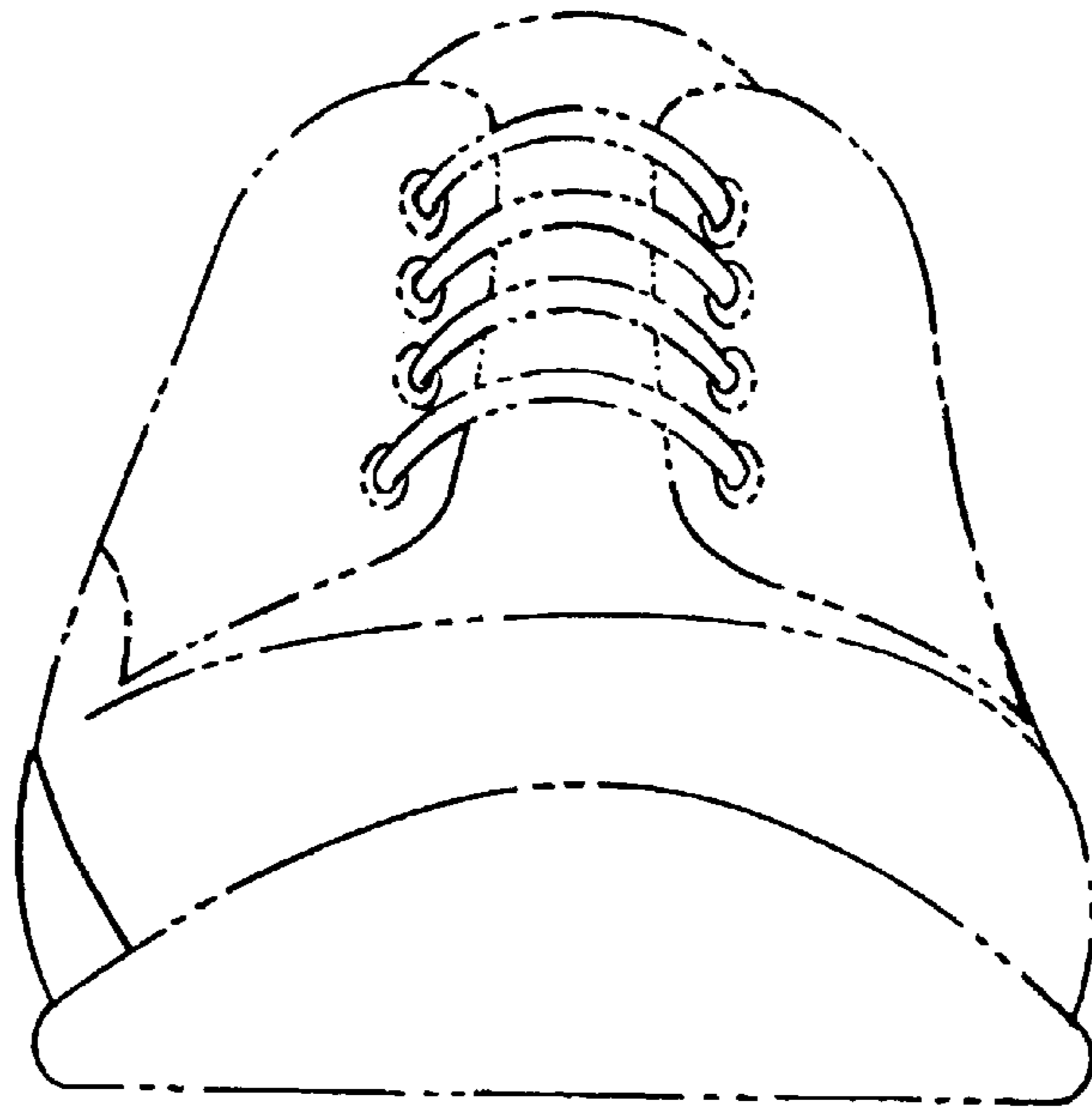


FIG. 4

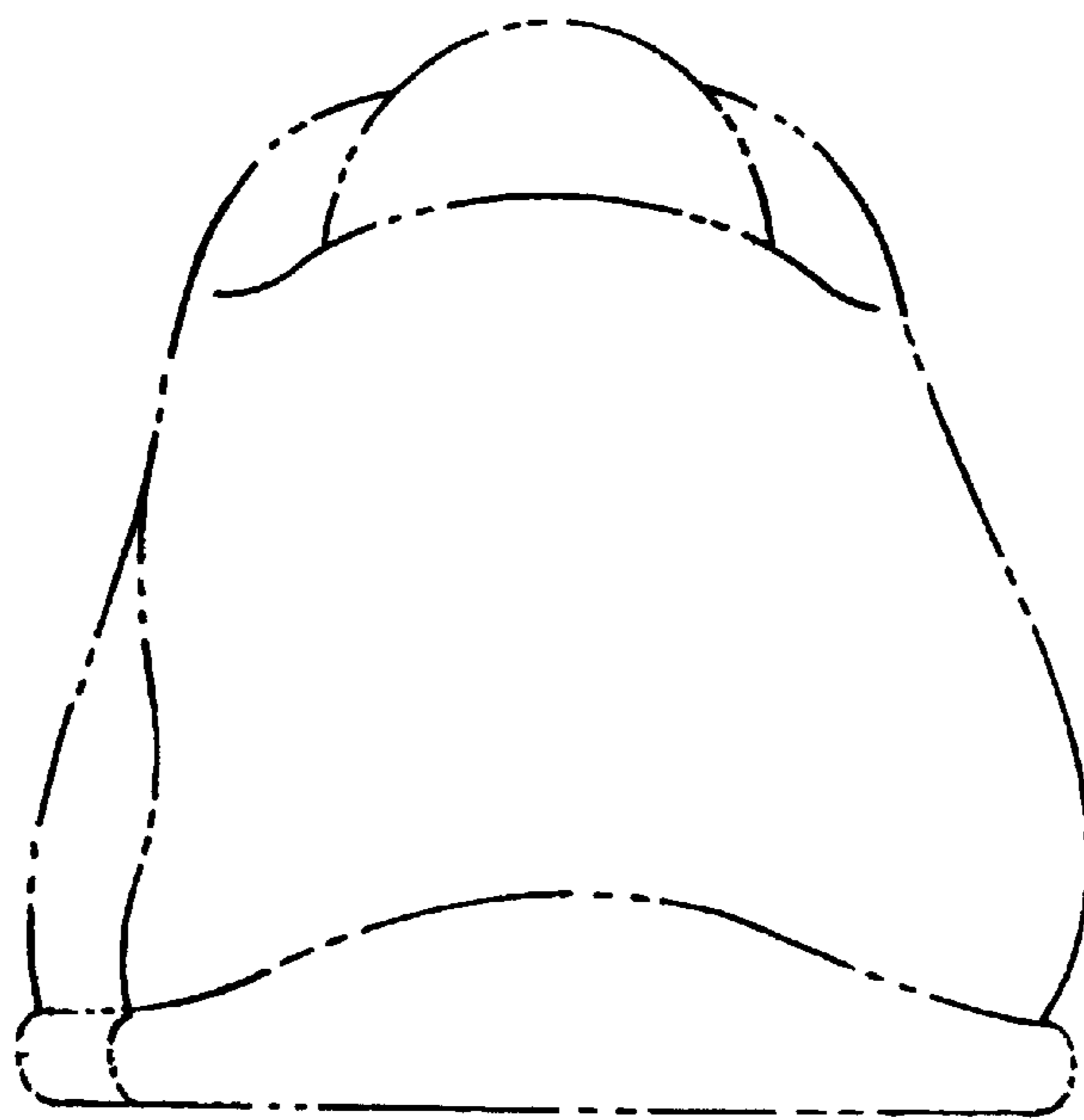


FIG. 5

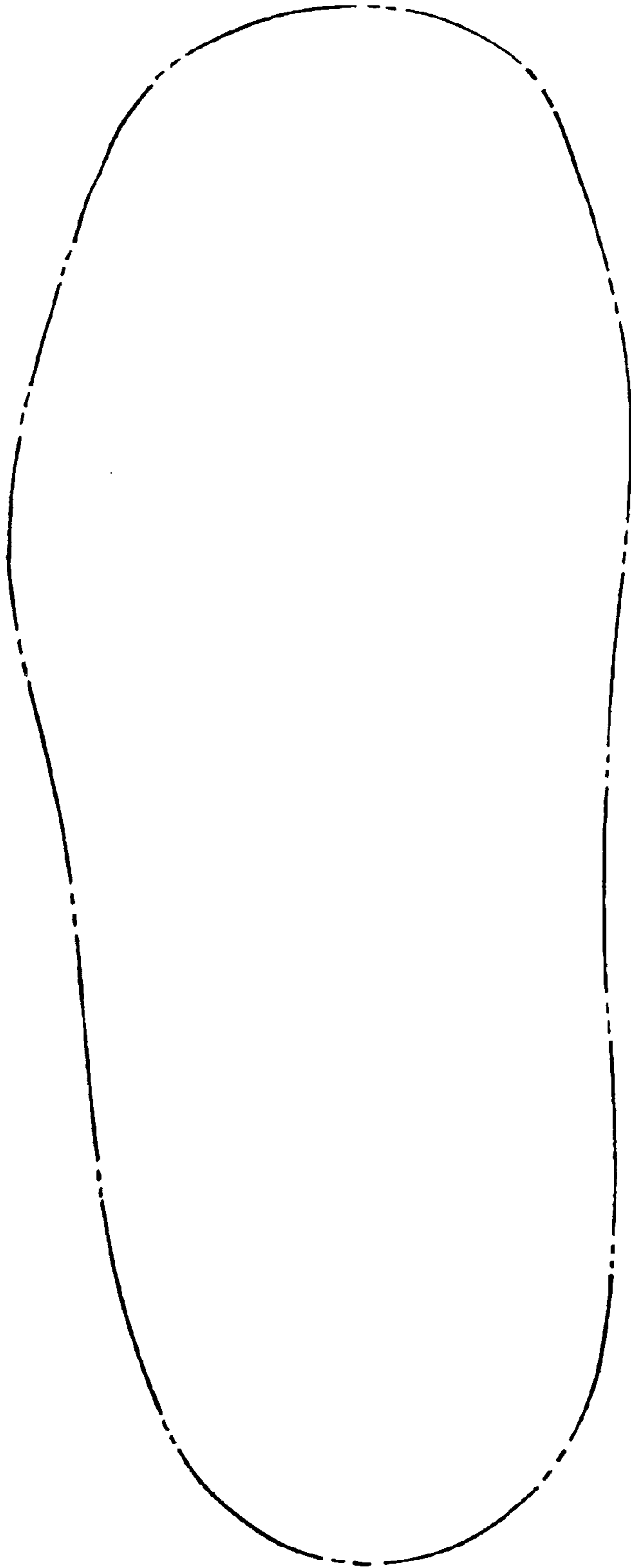


FIG. 6