



US00D445244S

(12) **United States Design Patent**
Duclos

(10) **Patent No.:** **US D445,244 S**

(45) **Date of Patent:** **** Jul. 24, 2001**

(54) **SHOE UPPER**

(75) **Inventor:** **Gary Duclos**, Newburyport, MA (US)

(73) **Assignee:** **The Rockport Company, LLC**,
Marlboro, MA (US)

(**) **Term:** **14 Years**

(21) **Appl. No.:** **29/112,595**

(22) **Filed:** **Oct. 21, 1999**

(51) **LOC (7) Cl.** **02-01**

(52) **U.S. Cl.** **D2/970**

(58) **Field of Search** D2/969, 970, 902,
D2/907, 909-912; 36/83, 89, 114, 126-131,
45

(56) **References Cited**

U.S. PATENT DOCUMENTS

D. 316,623	5/1991	Bianchini .	
D. 346,483	5/1994	Foster .	
D. 347,108	5/1994	Foster et al. .	
D. 353,481	12/1994	Cintron .	
D. 359,157	6/1995	Cintron .	
D. 404,905	* 2/1999	Kelchak	D2/970
D. 408,979	* 5/1999	Boyer	D2/970
D. 410,326	* 6/1999	Duclos	D2/970
D. 419,757	* 2/2000	Von Conta et al.	D2/970
D. 420,212	2/2000	Duclos et al. .	
D. 420,498	* 2/2000	Wilson	D2/969

OTHER PUBLICATIONS

M2251 Shoe, Rockport Fall 1985 Catalog, p. 2.
MWT50 Shoe, Rockport Spring 1997 Catalog, p. 19.
MWT00 Shoe, Rockport Spring 1998 Collection, p. 24.
W3370, W3310, W3380, WLV50, W5580, and W5590, and
Shoes, Rockport Fall 1998 Collection, pp. 10 and 11.
M3250, ML300, MW350, M3010, M3380, and M4150
Shoes, Rockport Fall 1999 Collection, pp. 3, 5, and 6.
MZ441, MZ428, MZ481, MZ351, MZ342, M5859, and
MZ315 Shoes, Rockport Fall Footwear 1999 Catalog.

* cited by examiner

Primary Examiner—Louis S. Zarfaz

Assistant Examiner—Gregory Andoll

(74) *Attorney, Agent, or Firm*—Sterne, Kessler, Golstein &
Fox P.L.L.C.

(57) **CLAIM**

The ornamental design for a shoe upper, as shown and
described.

DESCRIPTION

FIG. 1 is a left side elevational view of a shoe upper showing
my new design;

FIG. 2 is a right side elevational view thereof;

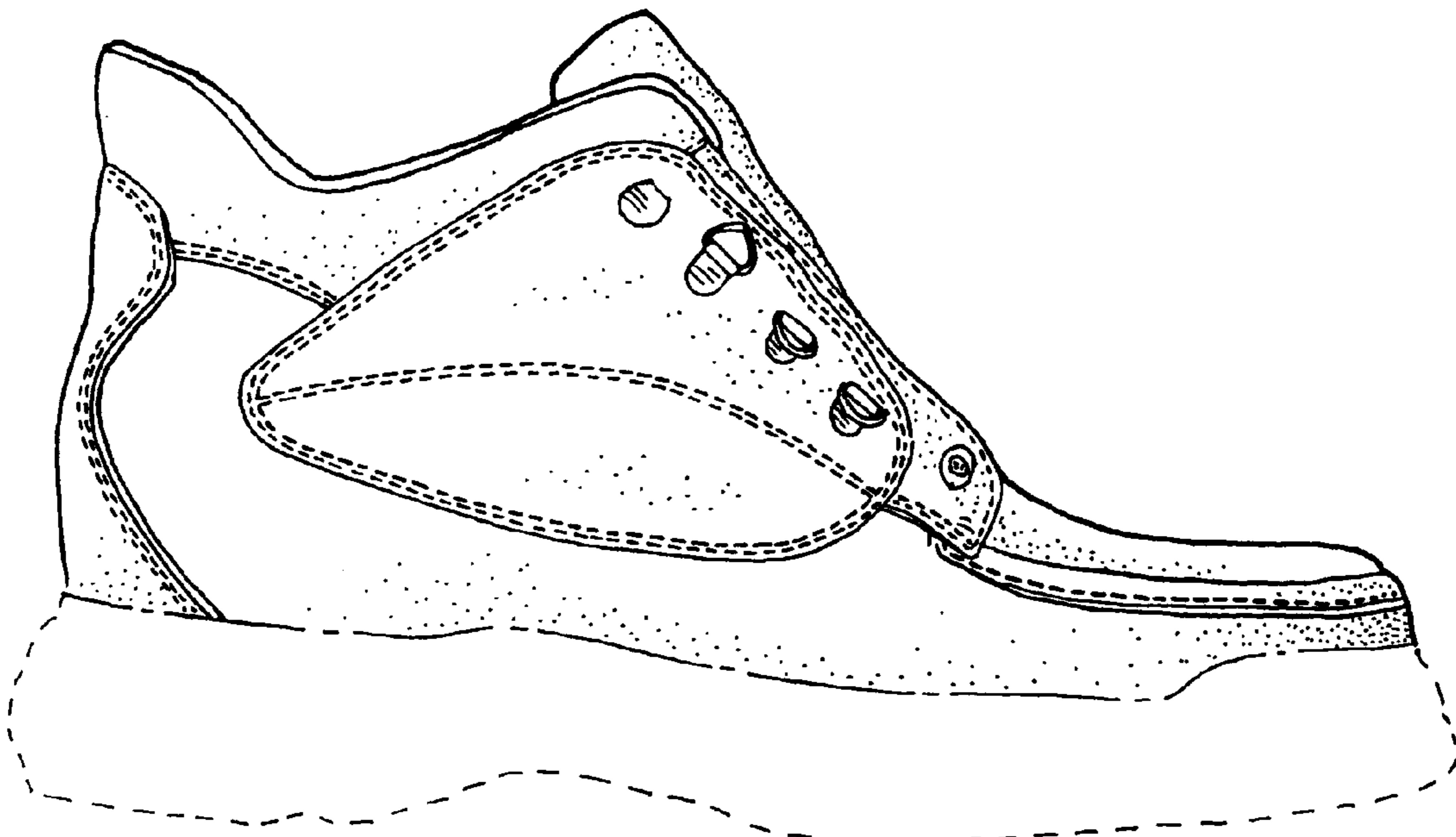
FIG. 3 is a top plan view thereof;

FIG. 4 is a front elevational view thereof; and,

FIG. 5 is a rear elevational view thereof.

The broken line showing of a shoe sole in the Figures is
environmental and forms no part of the claimed design.

1 Claim, 3 Drawing Sheets



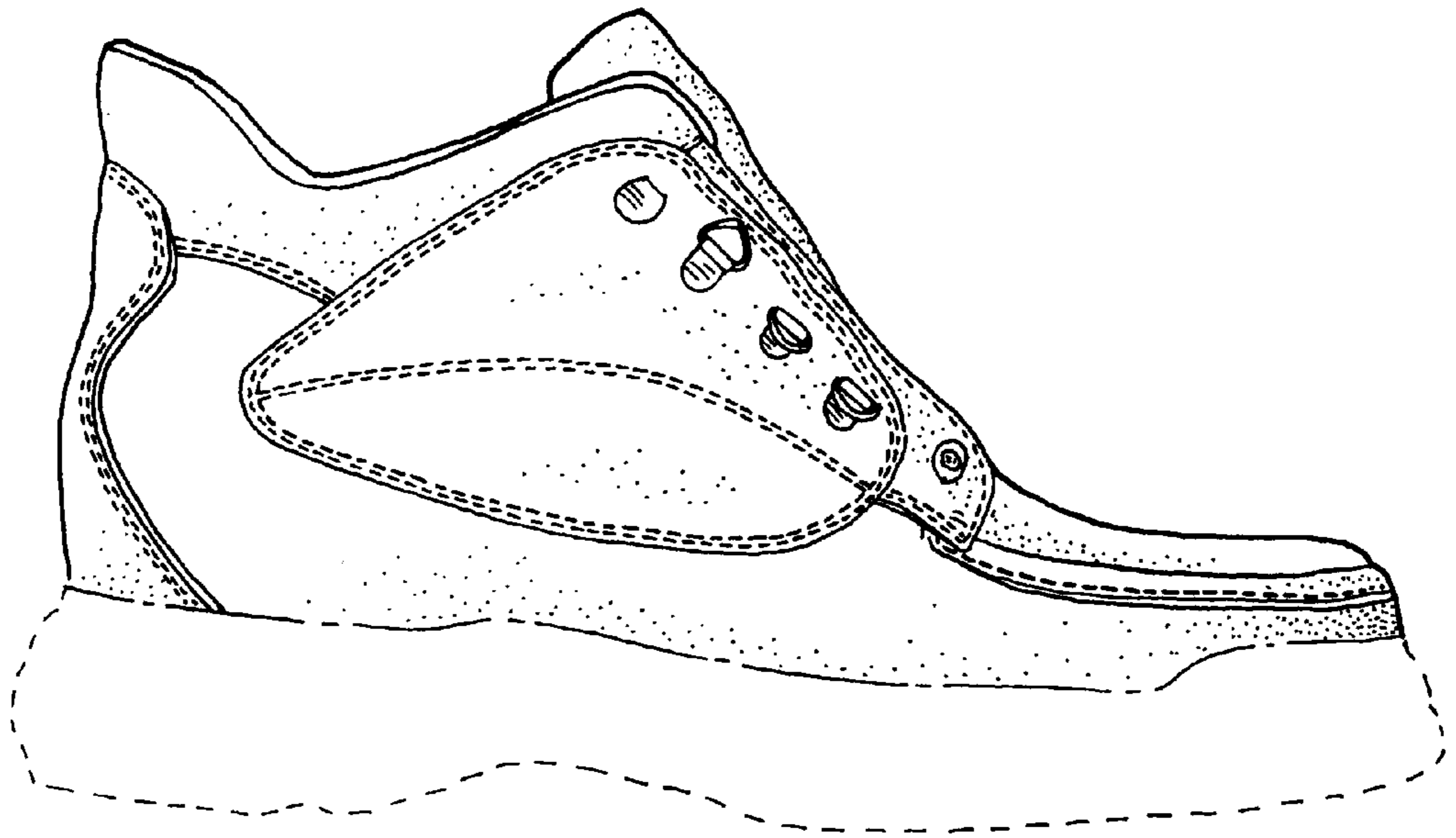


FIG. 1




FIG. 2

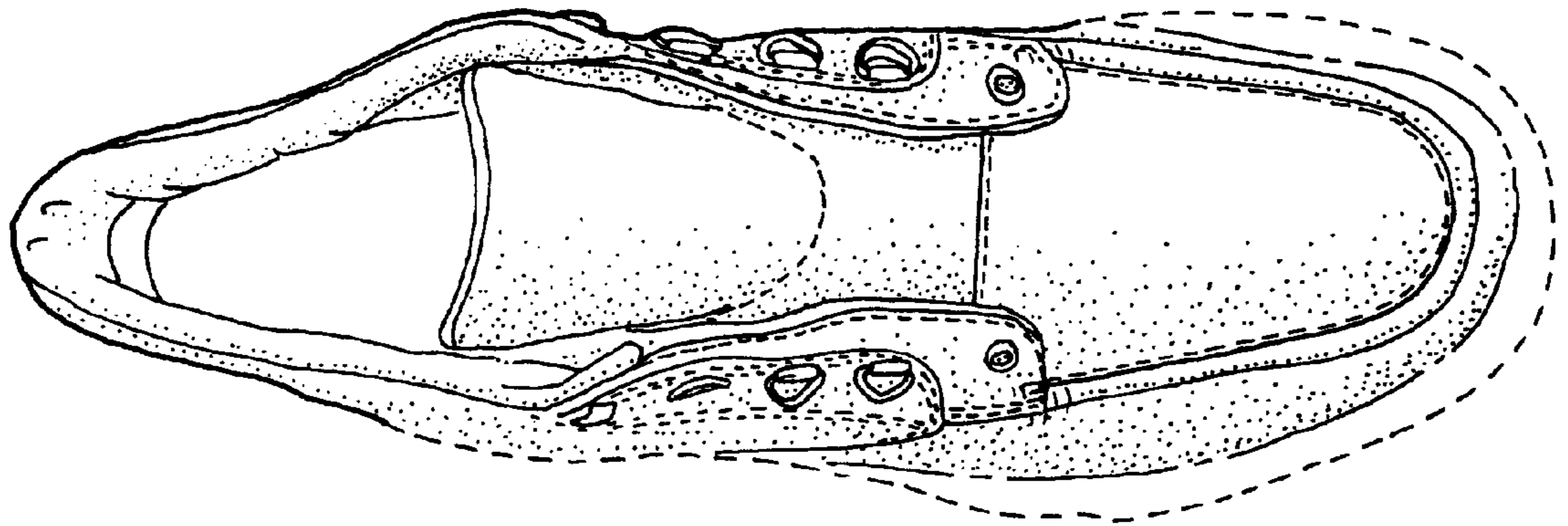


FIG. 3

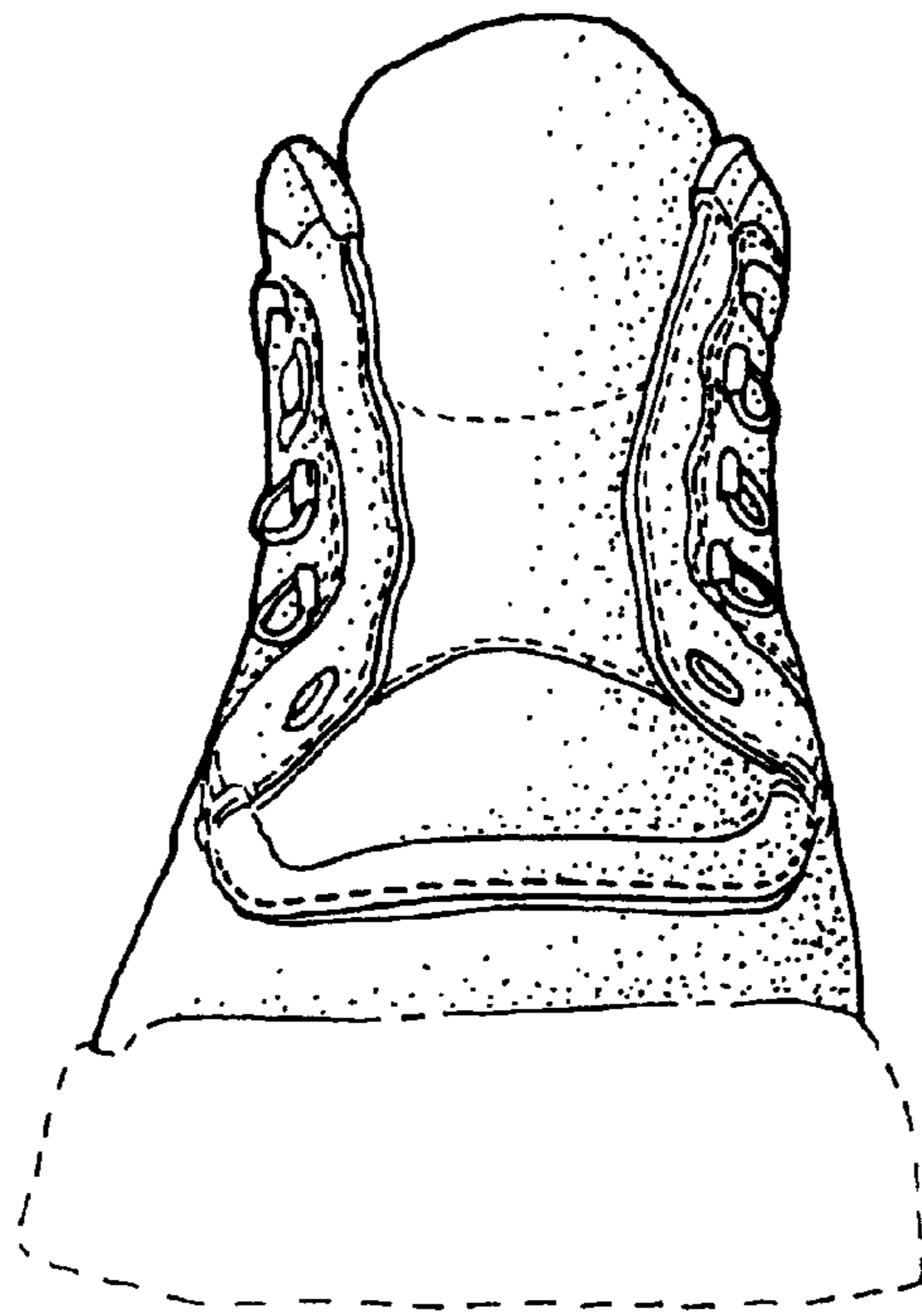


FIG. 4

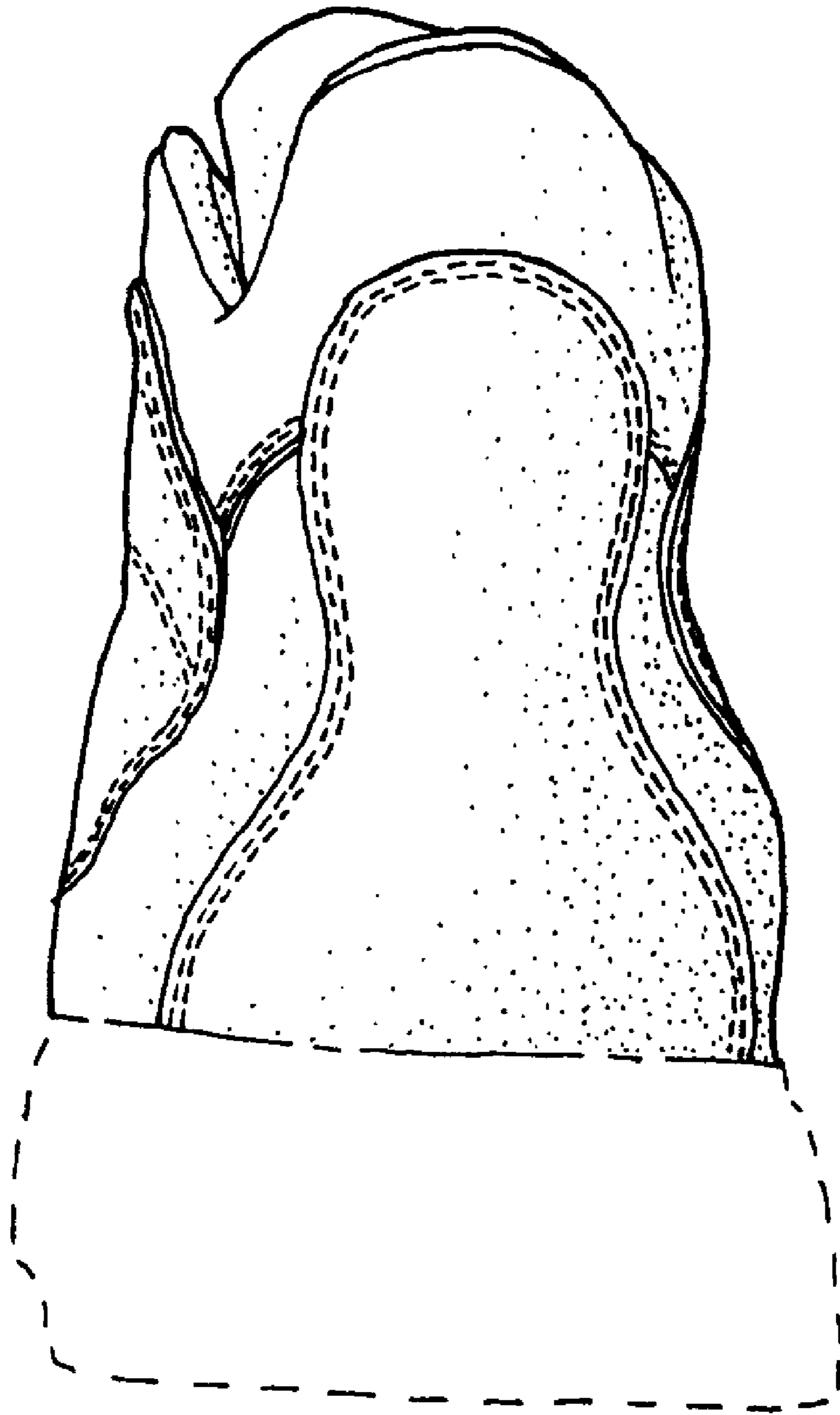


FIG. 5