



US00D445233S

(12) **United States Design Patent**  
**Deroure**

(10) **Patent No.:** **US D445,233 S**

(45) **Date of Patent:** **\*\* Jul. 17, 2001**

(54) **CRANE CAB**

(75) **Inventor:** **Claude Deroure, Neuilly (FR)**

(73) **Assignee:** **Potain, Ecully (FR)**

(\*\*) **Term:** **14 Years**

(21) **Appl. No.:** **29/109,594**

(22) **Filed:** **Aug. 18, 1999**

(51) **LOC (7) Cl.** ..... **12-05**

(52) **U.S. Cl.** ..... **D34/37; D15/30**

(58) **Field of Search** ..... **D34/33, 34, 37;**  
**D15/30, 23, 25; D12/99; 212/291; 180/22,**  
**24, 89.12, 89.13, 89.16, 89.18, 89.19; 280/756;**  
**296/102**

(56) **References Cited**

**U.S. PATENT DOCUMENTS**

D. 145,414	*	8/1946	Allen	.....	D15/30
D. 157,942	*	4/1950	Collin	.....	D15/30
D. 270,860	*	10/1983	Turner	.....	D34/37 X
D. 274,276	*	6/1984	Martin, Jr.	.....	D34/37
D. 292,632	*	11/1987	Lich	.....	D34/37
D. 312,827	*	12/1990	Boddin et al.	.....	D15/30
D. 321,517	*	11/1991	Katoh et al.	.....	D15/30
D. 366,267	*	1/1996	Lepoix	.....	D15/30
D. 376,604	*	12/1996	Johnson	.....	D15/30
D. 381,178	*	7/1997	Feider et al.	.....	D34/37 X

D. 389,984	*	1/1998	Johansson	.....	D34/37
D. 391,273	*	2/1998	Linder	.....	D15/30
D. 394,069	*	5/1998	Muranene	.....	D15/30
D. 398,616	*	9/1998	Kwak et al.	.....	D15/30
5,096,253	*	3/1992	Jo et al.	.....	296/102
5,273,340	*	12/1993	Nelson et al.	.....	296/102
5,577,795	*	11/1996	Shinsen	.....	180/89.12

\* cited by examiner

*Primary Examiner*—Cynthia E Ramirez

(74) *Attorney, Agent, or Firm*—Mathews, Collins, Shepherd & Gould

(57) **CLAIM**

The ornamental design for a crane cab, as shown and described.

**DESCRIPTION**


FIG. 1 is a side and front perspective view of a crane cab showing my new design;  
 FIG. 2 is a front elevational view thereof;  
 FIG. 3 is a side perspective view thereof taken from the right of FIG. 1;  
 FIG. 4 is a side elevational view thereof taken from the right of FIG. 1;  
 FIG. 5 is a side elevational view thereof taken from the left of FIG. 1; and,  
 FIG. 6 is a rear elevational view thereof.

**1 Claim, 6 Drawing Sheets**






**FIG. 1**




**FIG. 2**




**FIG. 3**



**FIG. 4**



**FIG. 5**



**FIG. 6**