



US00D445228S

(12) **United States Design Patent**
Apps et al.

(10) **Patent No.: US D445,228 S**

(45) **Date of Patent: ** Jul. 17, 2001**

(54) **ROLL OUT CART**

(75) Inventors: **William Patrick Apps**, Alpharetta, GA (US); **Gabriel Antonio Guerra**, Walnut, CA (US)

(73) Assignee: **Rehrig Pacific Company**, Los Angeles, CA (US)

(**) Term: **14 Years**

(21) Appl. No.: **29/118,426**

(22) Filed: **Feb. 8, 2000**

Related U.S. Application Data

(62) Division of application No. 29/098,920, filed on Jan. 8, 1999.

(51) **LOC (7) Cl.** **09-09**

(52) **U.S. Cl.** **D34/5; D34/25**

(58) **Field of Search** D34/1-11, 12-27; 220/367.1, 368, 370, 371, 373, 374, 908, 909; 280/47.26; D7/391, 351, 900

(56) **References Cited**

U.S. PATENT DOCUMENTS

- D. 324,595 * 3/1992 Beese et al. D34/5
- D. 347,095 * 5/1994 Apps et al. D34/5
- D. 355,741 * 2/1995 Craft et al. D34/5

- D. 388,577 * 12/1997 Rehrig et al. D34/5
- D. 398,120 * 9/1998 Rehrig et al. D34/5
- 4,541,544 9/1985 Martin, Jr. et al. .
- 4,889,160 12/1989 Sheets .
- 4,953,743 9/1990 Dart et al. .
- 5,031,796 7/1991 Schafer et al. .
- 5,472,121 12/1995 Silano .

* cited by examiner

Primary Examiner—Kay H. Chin

(74) *Attorney, Agent, or Firm*—Brooks & Kushman P.C.

(57) **CLAIM**

The ornamental design for a roll out cart, as shown and described.

DESCRIPTION

FIG. 1 is a perspective view of a roll out cart showing our new design;

FIG. 2 is a side elevational view thereof;

FIG. 3 is a front elevational view thereof;


FIG. 4 is a rear elevational view thereof;

FIG. 5 is a bottom plan view thereof, the broken lines are for illustrative purposes only and form no part of the claimed design; and,

FIG. 6 is a top plan view thereof.

The broken lines shown in FIG. 5 are for illustrative purposes.

1 Claim, 5 Drawing Sheets






Fig. 1

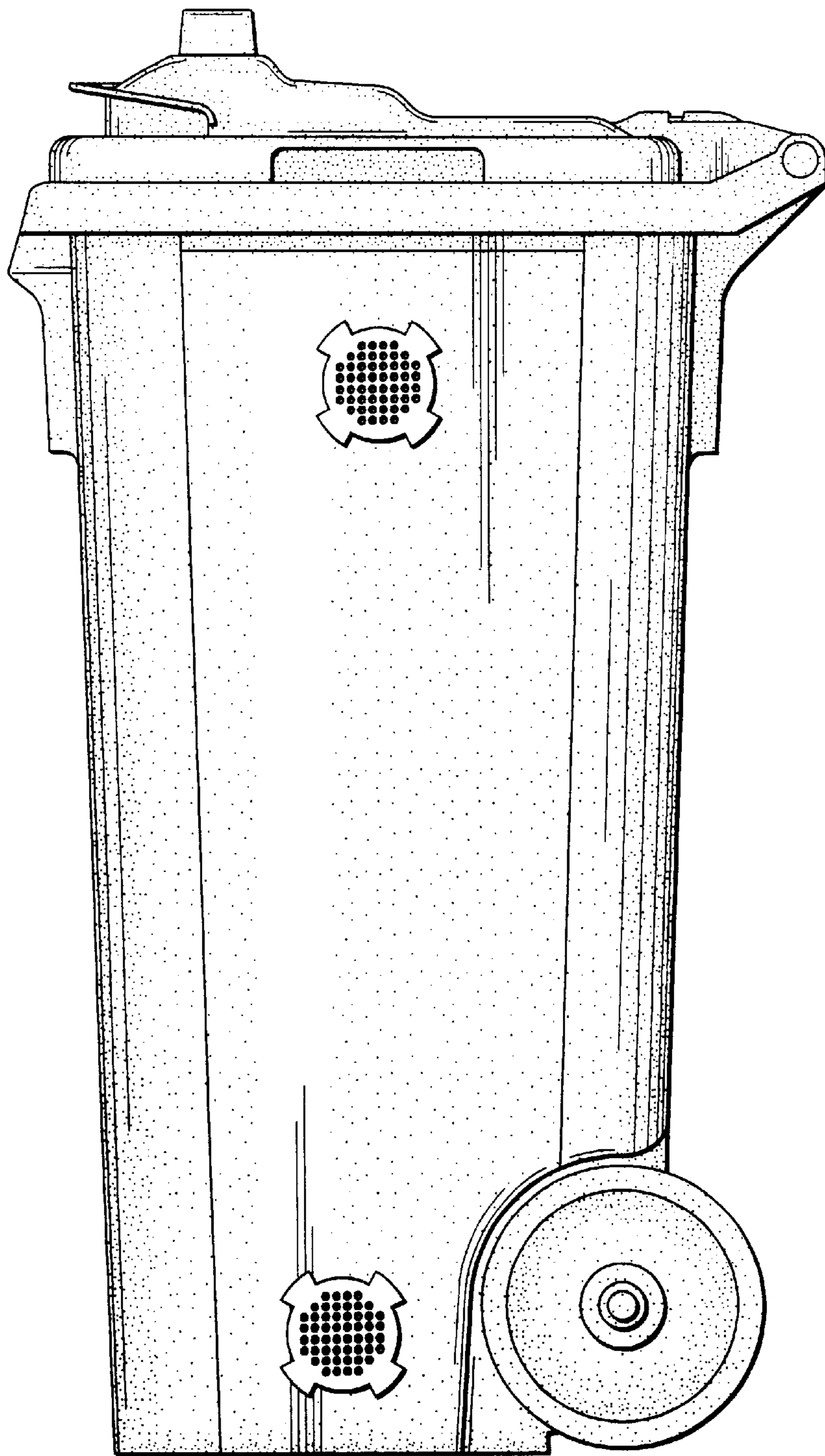


Fig. 2

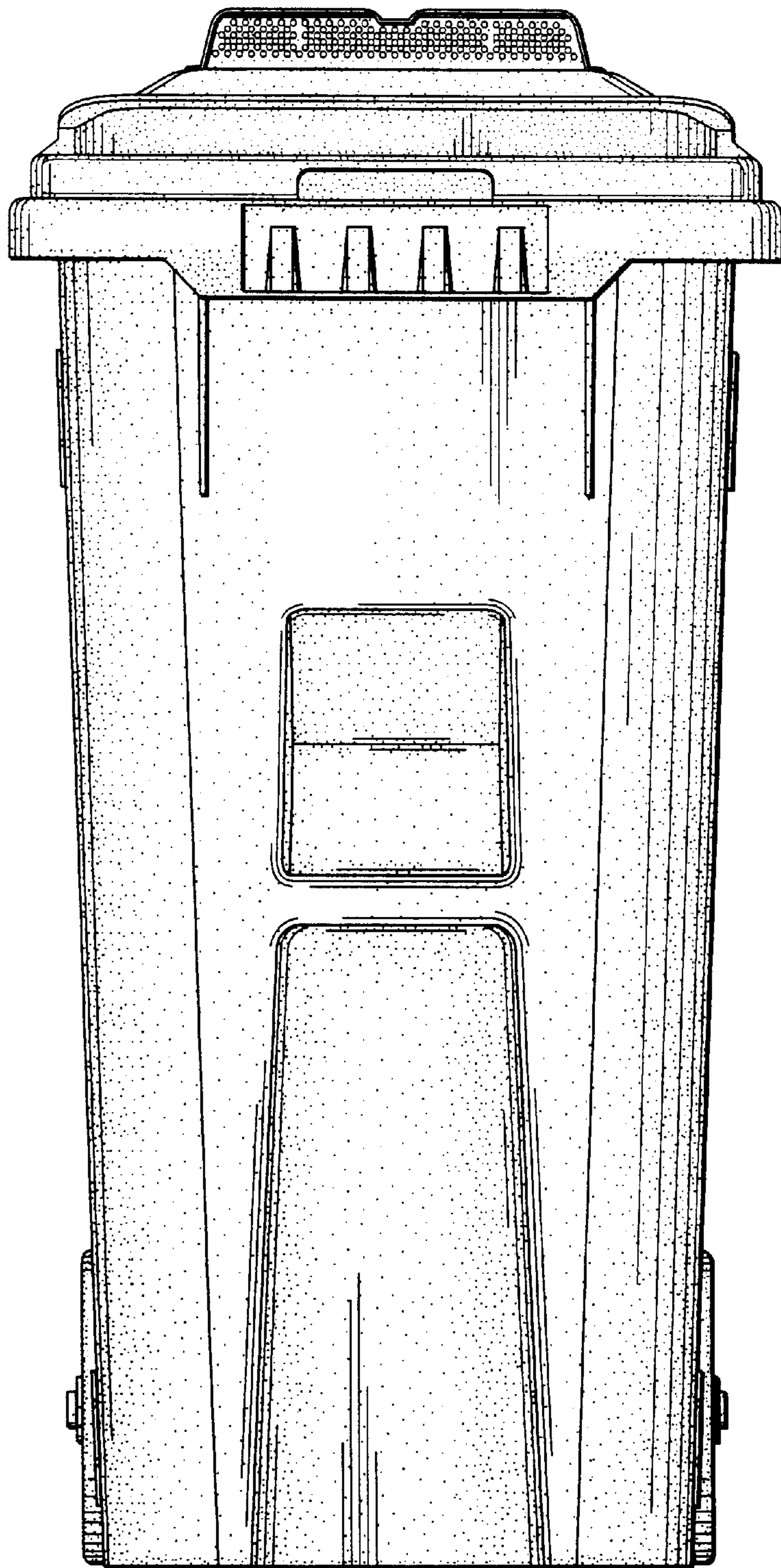


Fig. 3

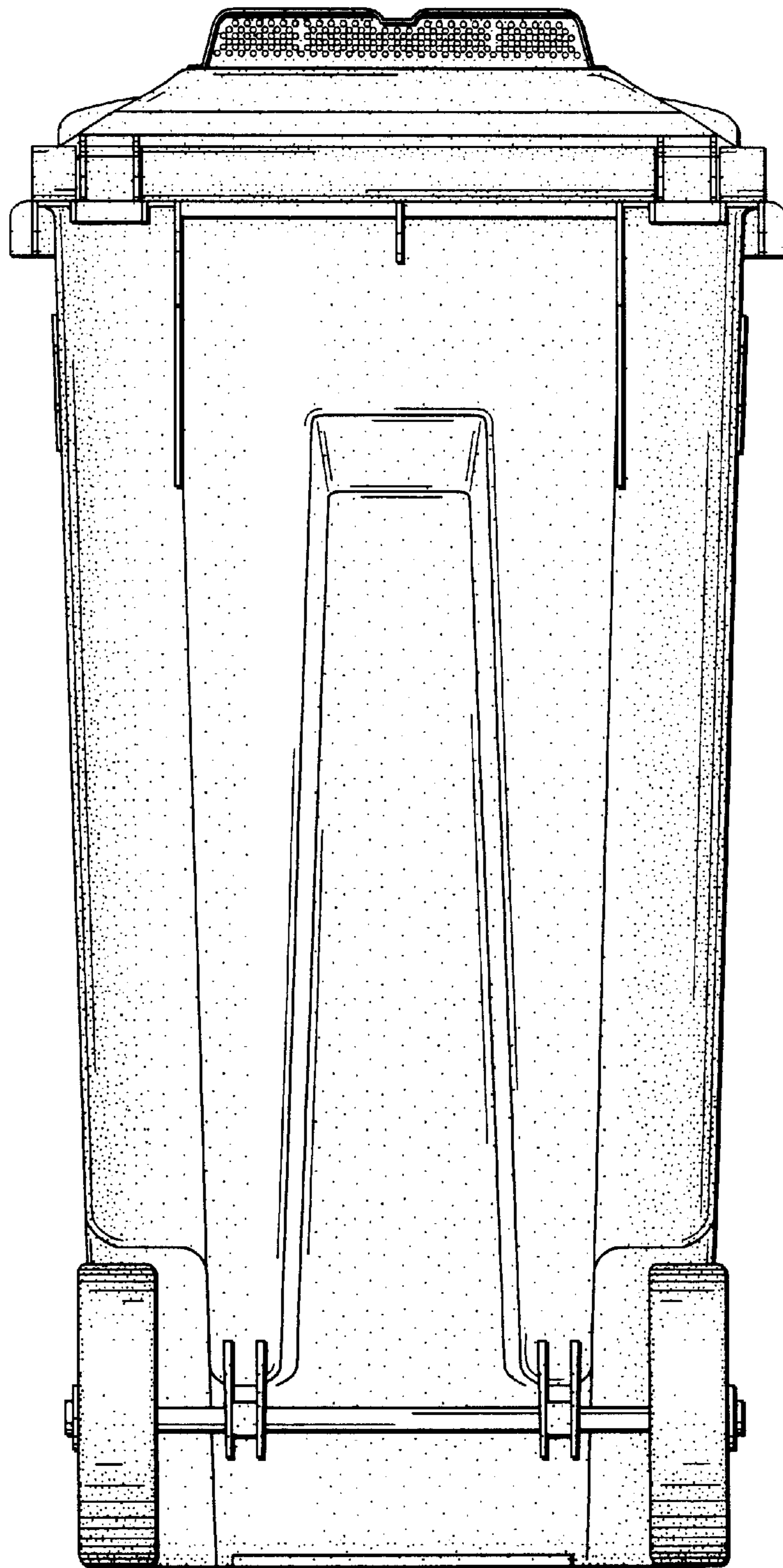


Fig. 4

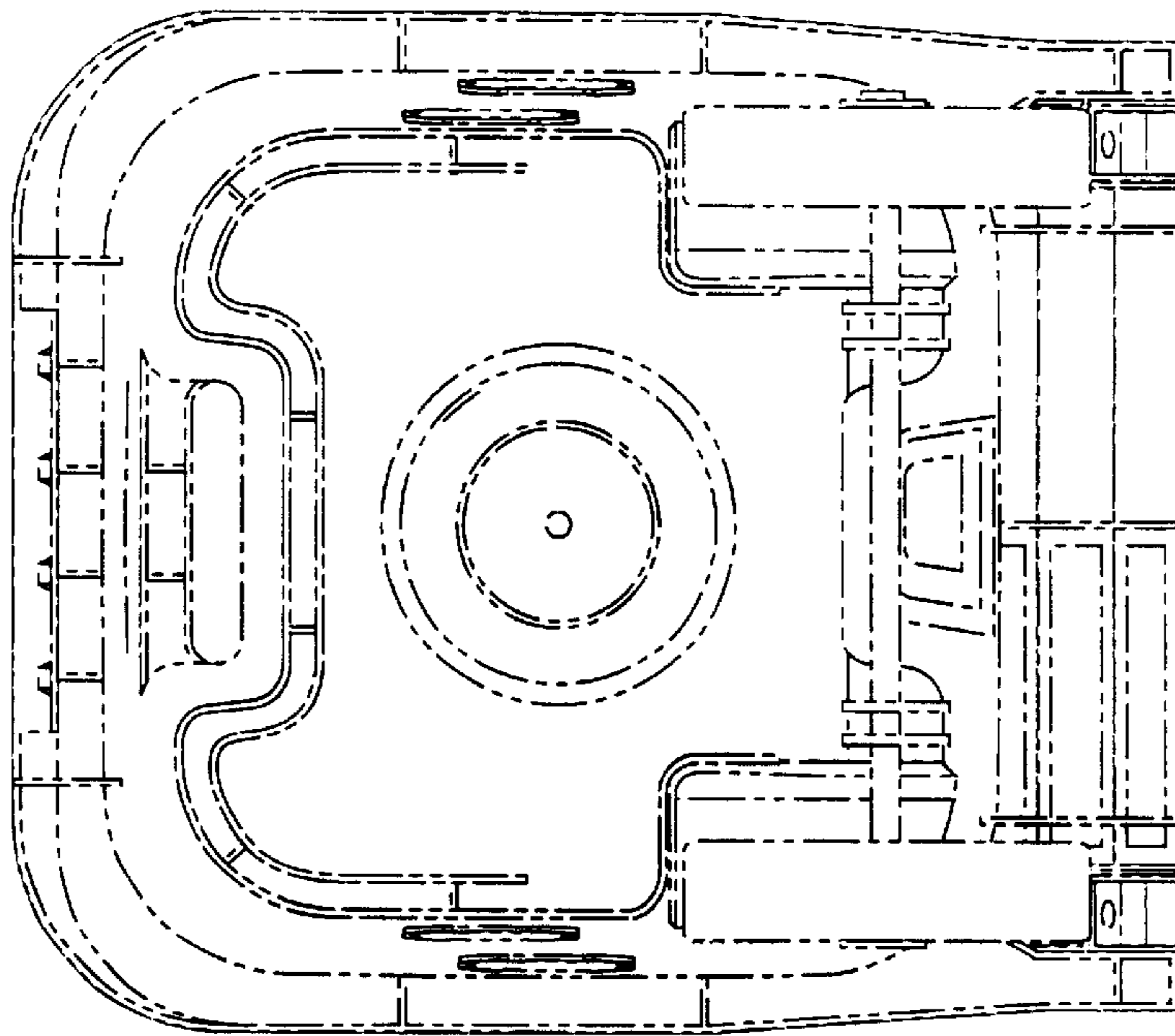


Fig. 5

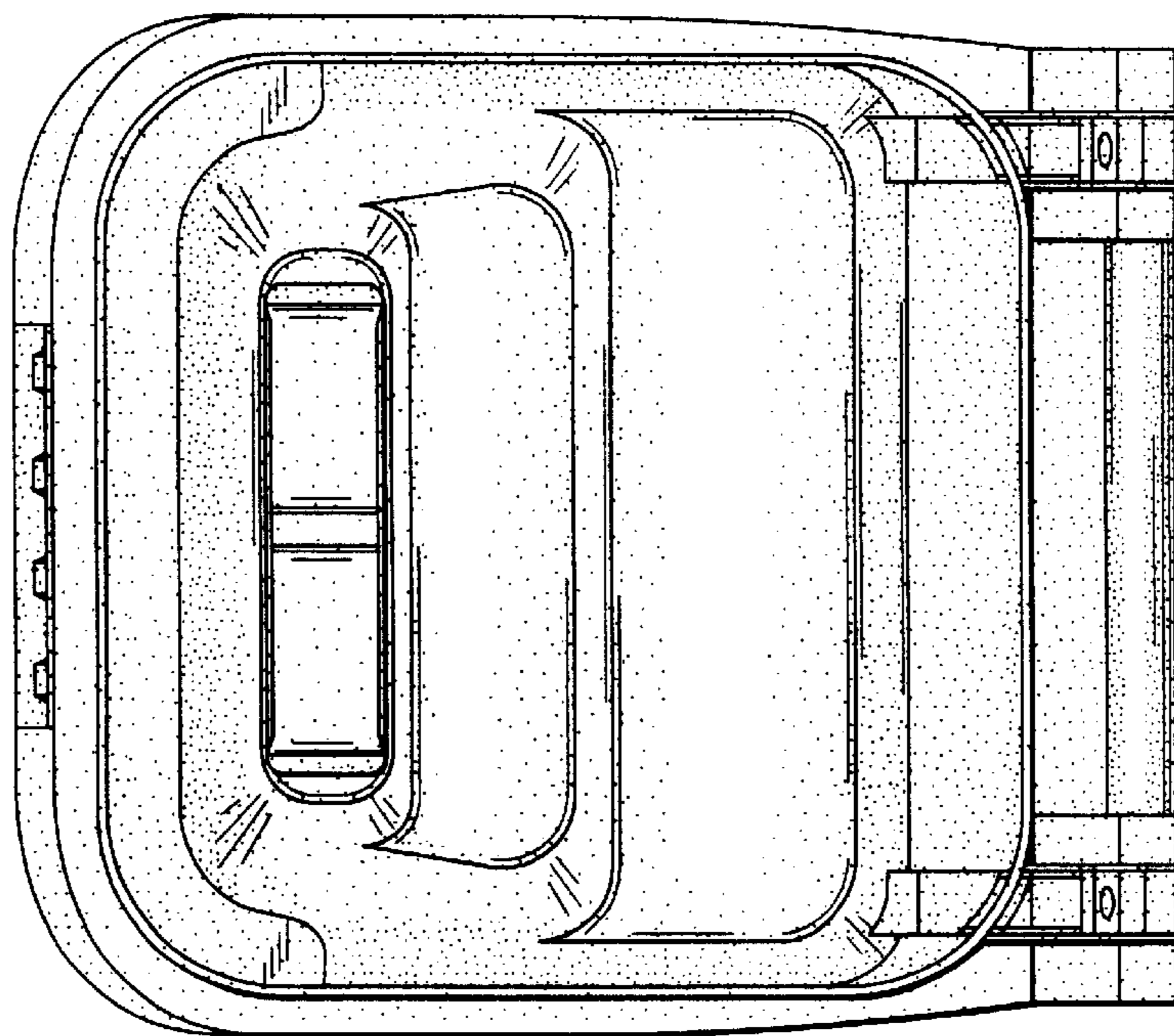


Fig. 6