



US00D445224S

(12) **United States Design Patent**
Costello

(10) **Patent No.:** **US D445,224 S**

(45) **Date of Patent:** **** Jul. 17, 2001**

(54) **APPLIANCE**

(75) **Inventor:** **James J. Costello**, Houston, TX (US)

(73) **Assignee:** **Equator Corporation**, Houston, TX (US)

(**) **Term:** **14 Years**

(21) **Appl. No.:** **29/130,306**

(22) **Filed:** **Sep. 29, 2000**

(51) **LOC (7) Cl.** **15-05**

(52) **U.S. Cl.** **D32/1**

(58) **Field of Search** D32/1, 5-6, 8,
D32/10, 12, 25, 28; 34/108, 139, 595, 596,
603; 68/3 R, 12.01, 12.12, 12.26, 24; 312/228,
257.1, 263, 265.1, 264

(56) **References Cited**

U.S. PATENT DOCUMENTS

D. 247,565	3/1978	Murakami	D14/68
D. 271,815	12/1983	Oosawa et al.	D32/6
D. 274,648	7/1984	Swanson	D24/17
D. 292,629	* 11/1987	Nagai et al.	D32/6
D. 306,998	4/1990	Mintz et al.	D13/12
D. 314,772	2/1991	Pierce et al.	D14/257
D. 359,602	6/1995	Swartz et al.	D32/6
D. 360,500	7/1995	Millet et al.	D32/1
D. 367,135	2/1996	Jackovin et al.	D32/5
D. 374,521	10/1996	Jackovin et al.	D32/5
D. 422,839	4/2000	Marchand	D7/405
D. 423,287	4/1999	Marchand	D7/405
D. 423,514	4/2000	Shindo	D14/240
1,579,569	4/1926	Sherrick .	
1,793,798	2/1931	Harker .	
2,053,531	9/1936	Parsons .	
2,151,354	3/1939	Osuch .	
2,251,600	8/1941	Pollock .	
2,345,185	3/1944	Edgar .	
2,549,677	4/1951	Egerton .	
2,555,268	5/1951	Chamberlin .	
2,563,046	8/1951	Killin .	
2,579,761	12/1951	Schmidtke .	
2,603,097	7/1952	Kelley et al. .	
2,868,004	1/1959	Runde .	

3,006,176	10/1961	Behrens .	
4,663,948	5/1987	Rummel	68/12
6,122,942	9/2000	Jung	68/23.3

OTHER PUBLICATIONS

Sanyo Electric Inc., Little Ferry NJ, "The New Convertible", p. 70, Merchandising Magazine, vol. 6, Jul. 1981.*
 Equator Combination Washer Dryers, Equator Corp. 2000 4th Ed.
 The Complete Ventless Laundry System For People Who Need Their Space, Equator Corp., 1999.
 LeGuide, Thomson, Jan. 1998.
 Lave-Vaisselle, Lauage, Froid; Rosieres, 1995.
 LG Turbo Drum, LG Electronics, Inc., 1998.
 Eumenia, Eudora GmbH, 1997.
 Fisher & Paykel Dishwasher, Fisher & Paykel, 1998.
 Candy, Diemi Candy, 1998.
 Whirlpool nouveautes, Whirlpool Appareils Menagers, 1998.
 Philco e per sempre, Philco Italia S.p.A., 1998.

* cited by examiner

Primary Examiner—Louis S. Zarfaz
Assistant Examiner—Robert A. Delehanty
 (74) *Attorney, Agent, or Firm*—Guy McClung


(57) **CLAIM**

The ornamental design for an appliance, as shown and described.

DESCRIPTION

FIG. 1 is a front perspective view of an appliance according to the present invention.
 FIG. 2 is a top view of the appliance of FIG. 1.
 FIG. 3 is a front view of the appliance of FIG. 1.
 FIG. 4 is a first side view of the appliance of FIG. 1.
 FIG. 5 is a rear view of the appliance of FIG. 1.
 FIG. 6 is a second side view of the appliance of FIG. 1, opposite the first side shown in FIG. 4; and,
 FIG. 7 is a bottom perspective view of the appliance of FIG. 1.

1 Claim, 2 Drawing Sheets






Fig. 1




Fig. 2

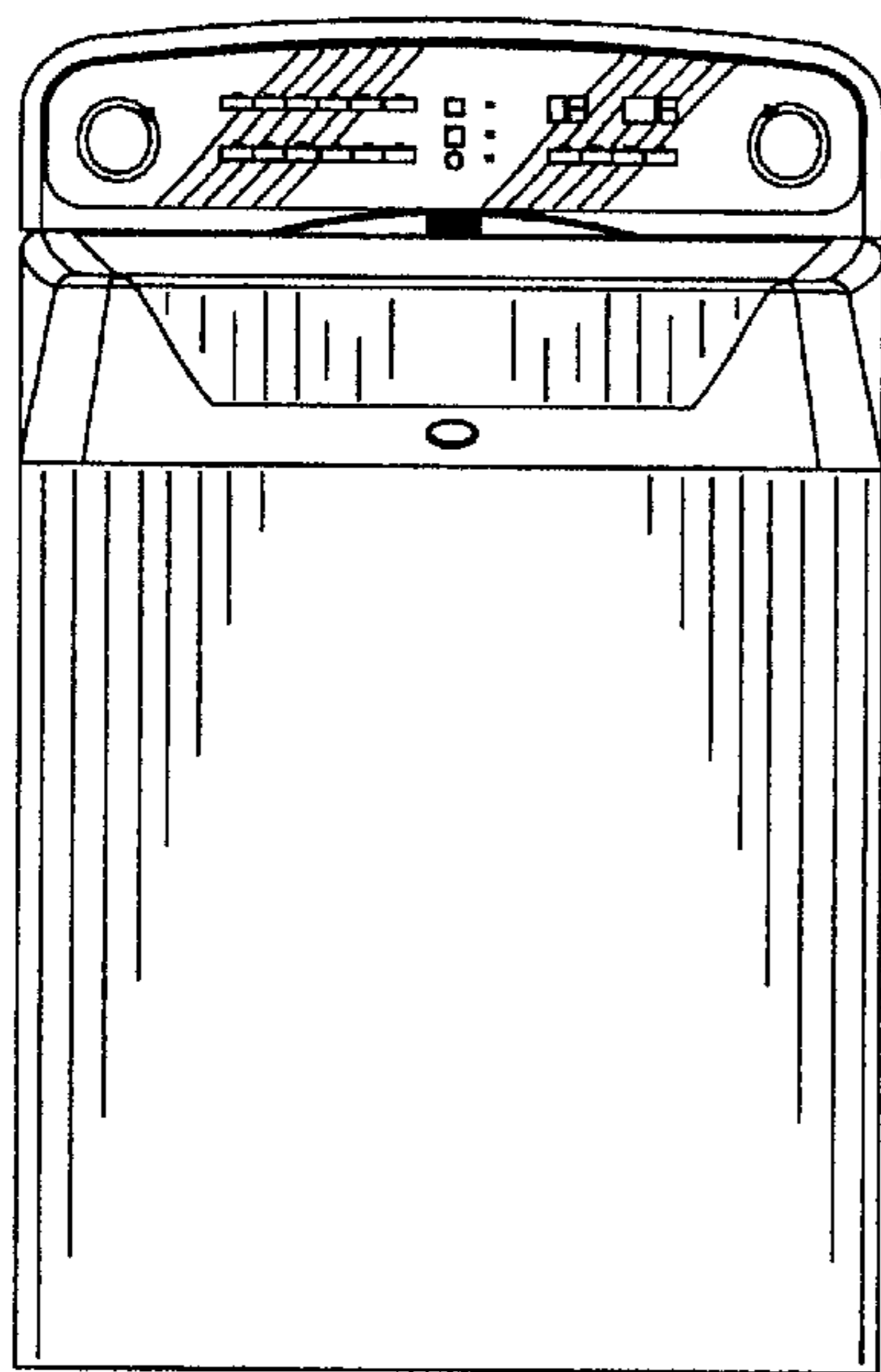


Fig. 3

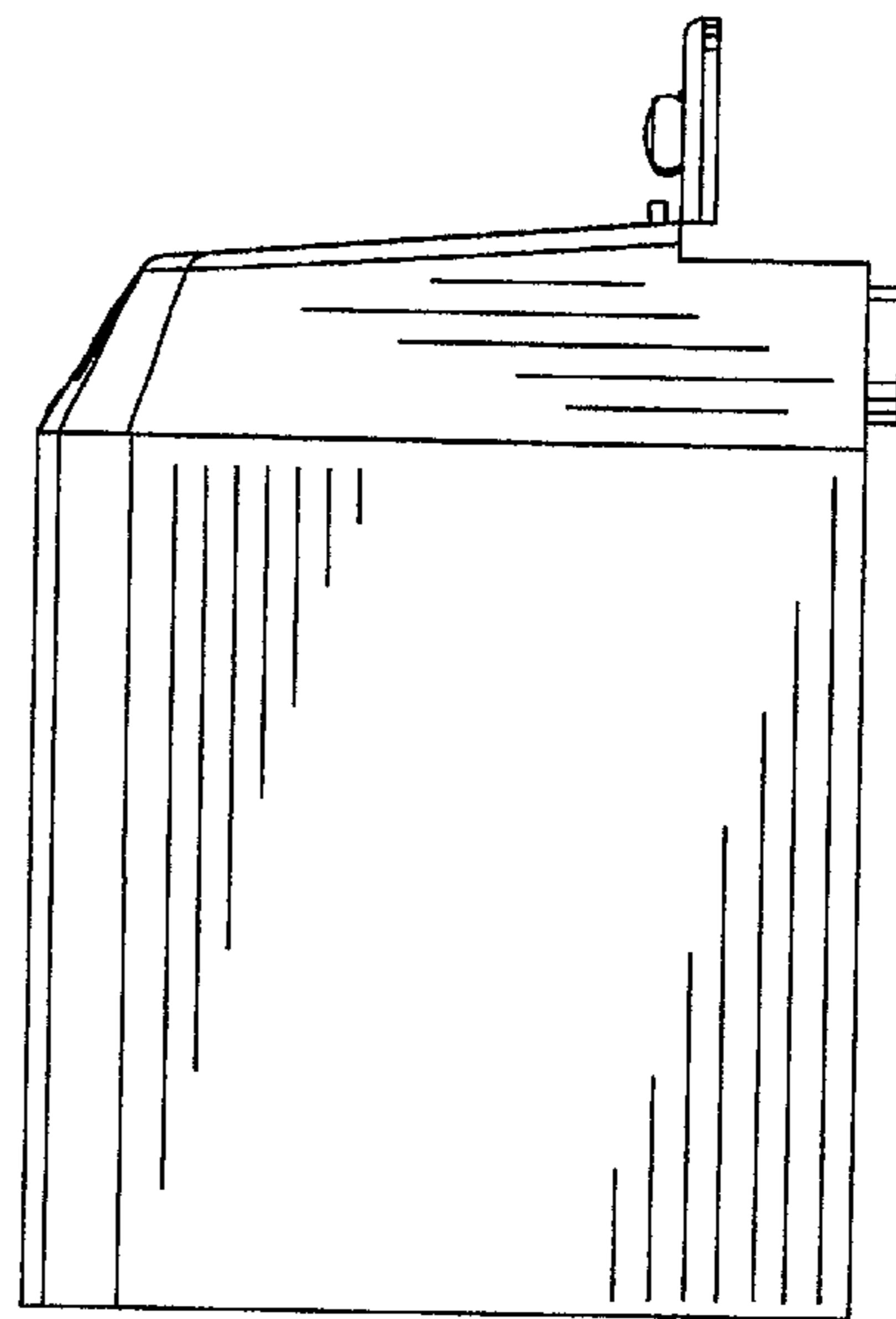


Fig. 4

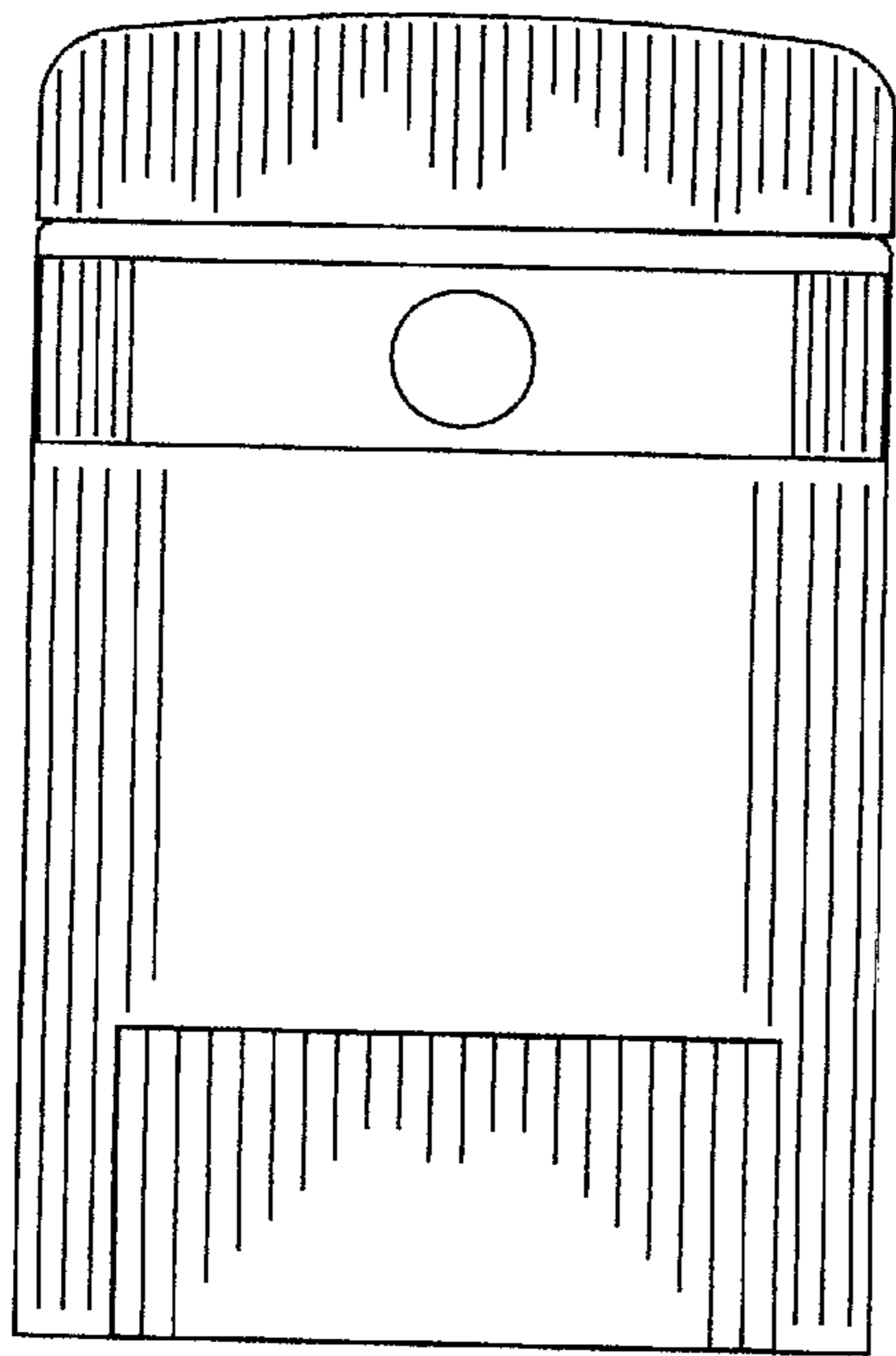


Fig. 5

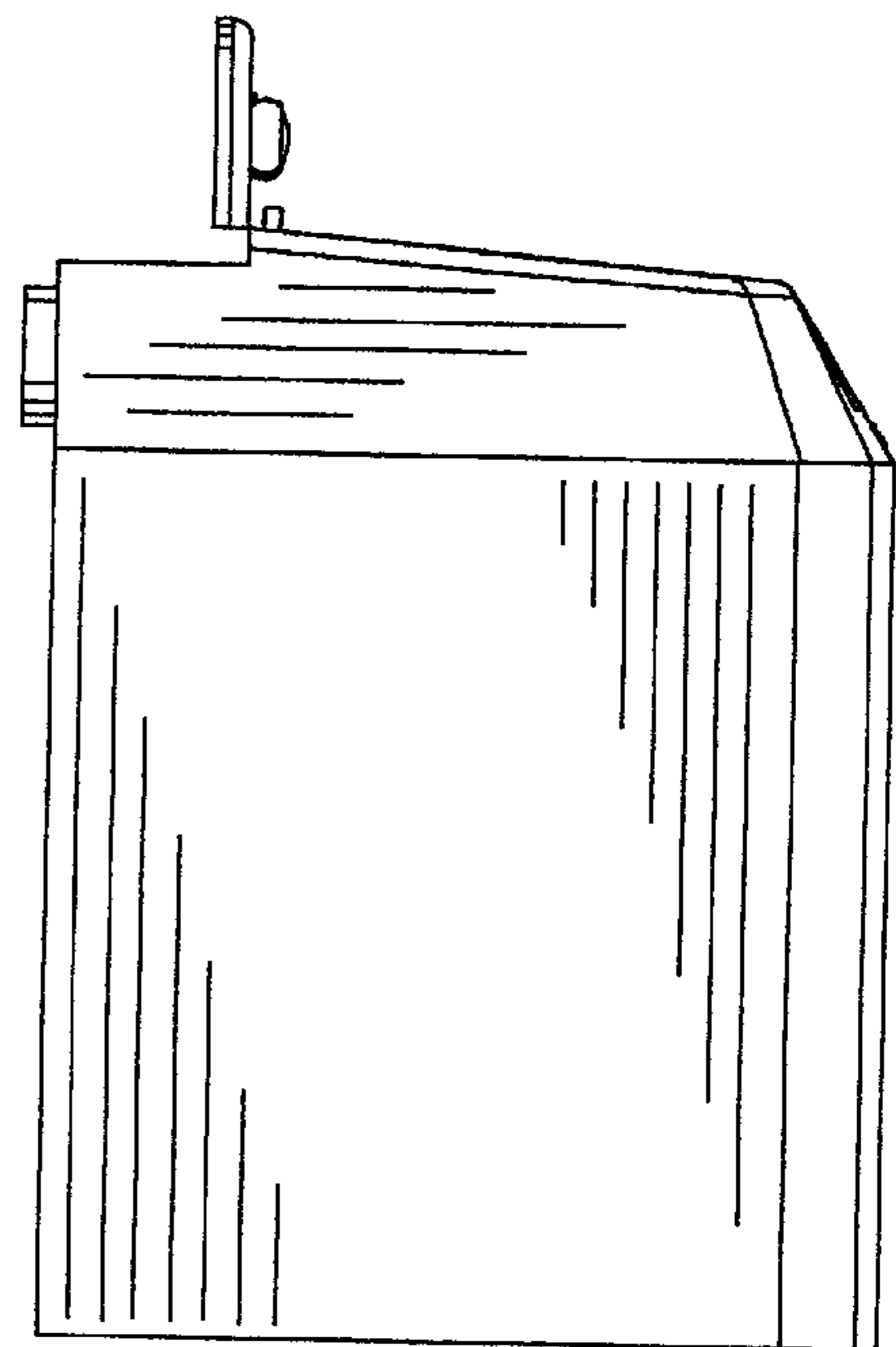


Fig. 6

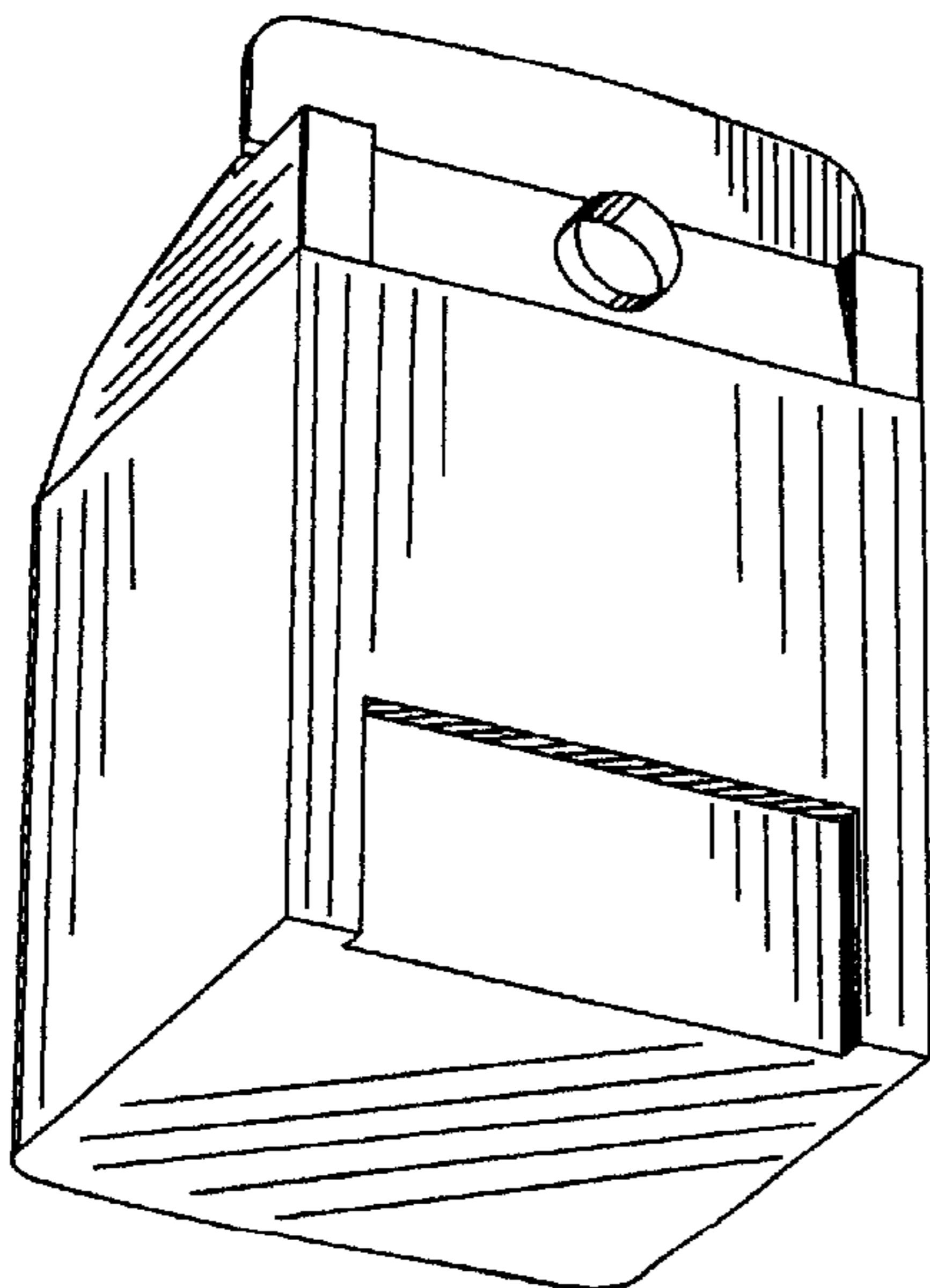


Fig. 7