



US00D445215S

(12) **United States Design Patent**  
**Chiang**

(10) **Patent No.:** **US D445,215 S**

(45) **Date of Patent:** **\*\* Jul. 17, 2001**

(54) **DECORATIVE COVER**

(76) Inventor: **Yin-Yin Chiang**, 3F, 36-4, Shu Hsin Rd., Shu Lin Chen, Taipei Hsien (TW)

(\*\*) Term: **14 Years**

(21) Appl. No.: **29/131,962**

(22) Filed: **Nov. 2, 2000**

(51) **LOC (7) Cl.** ..... **26-05**

(52) **U.S. Cl.** ..... **D26/134**

(58) **Field of Search** ..... D26/128-137,  
D26/123, 127; 362/326, 329, 334, 335,  
340, 351, 355

(56) **References Cited**

**U.S. PATENT DOCUMENTS**

- D. 393,918 \* 4/1998 Lin ..... D26/134
- D. 413,179 \* 8/1999 Hsu ..... D26/134
- D. 435,138 \* 12/2000 Dolan ..... D26/134

\* cited by examiner

*Primary Examiner*—Susan J. Lucas

(74) *Attorney, Agent, or Firm*—Rosenberg, Klein & Lee

(57) **CLAIM**

The ornamental design for decorative cover, as shown and described.

**DESCRIPTION**

FIG. 1 is the perspective view of a decorative cover showing my new design;

FIG. 2 is the front elevational view thereof;

FIG. 3 is the rear elevational view thereof;


FIG. 4 is the left side elevational view thereof;

FIG. 5 is the right side elevational view thereof;

FIG. 6 is the top plan view thereof; and,

FIG. 7 is the bottom plan view thereof.

**1 Claim, 7 Drawing Sheets**






Fig. 1

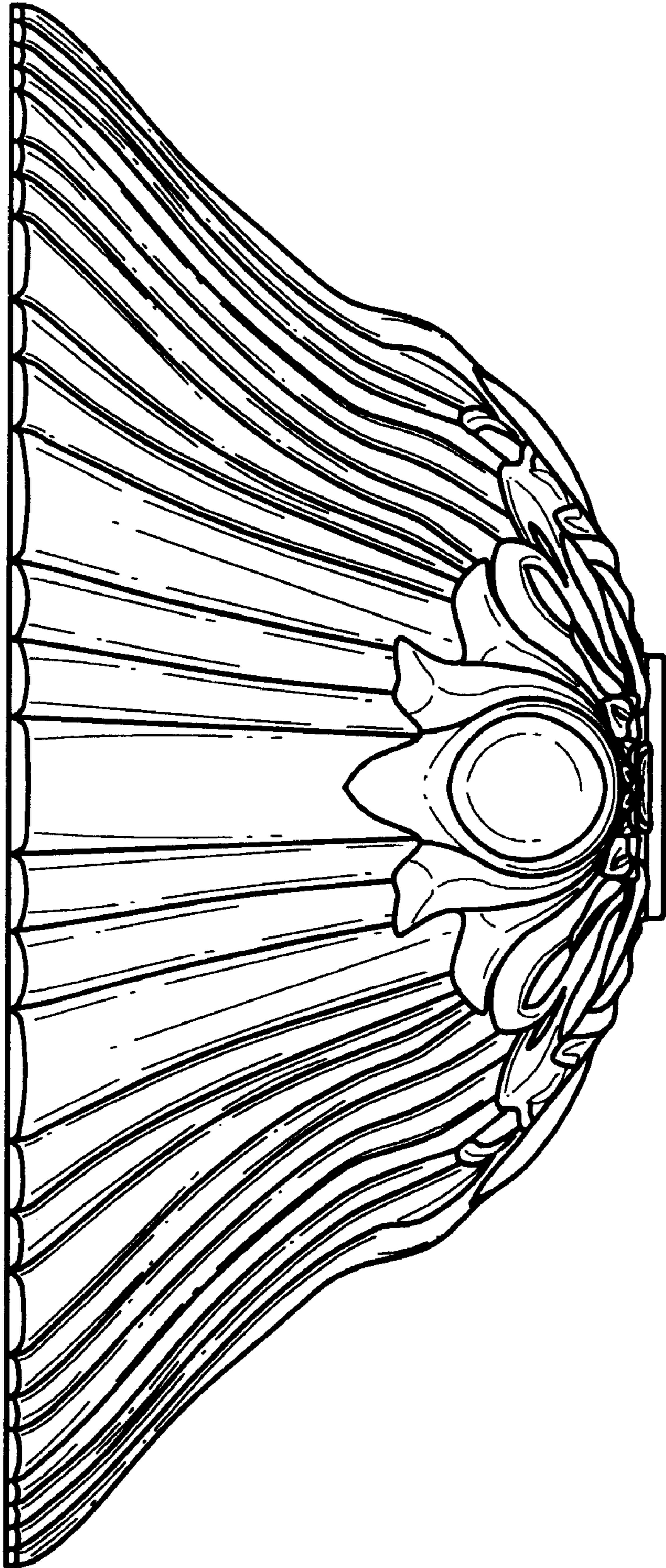


Fig. 2

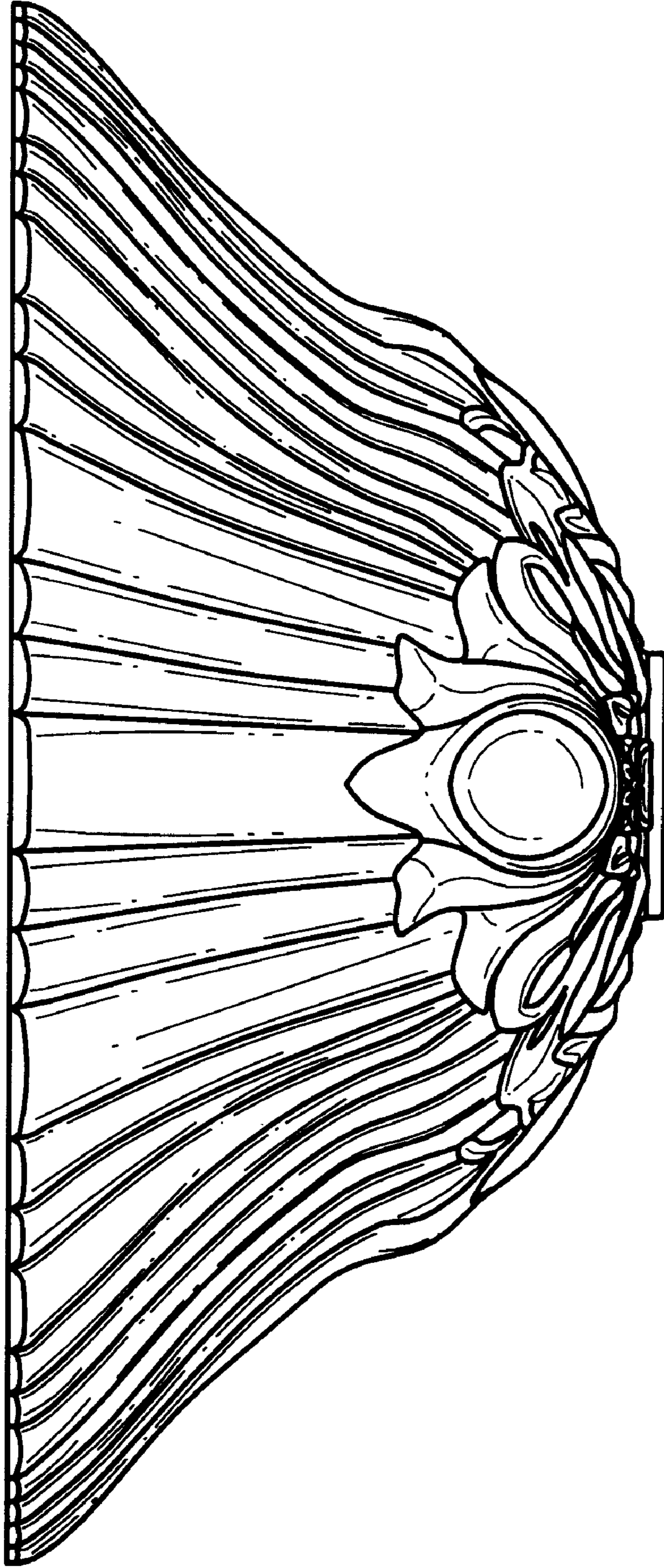


Fig. 3

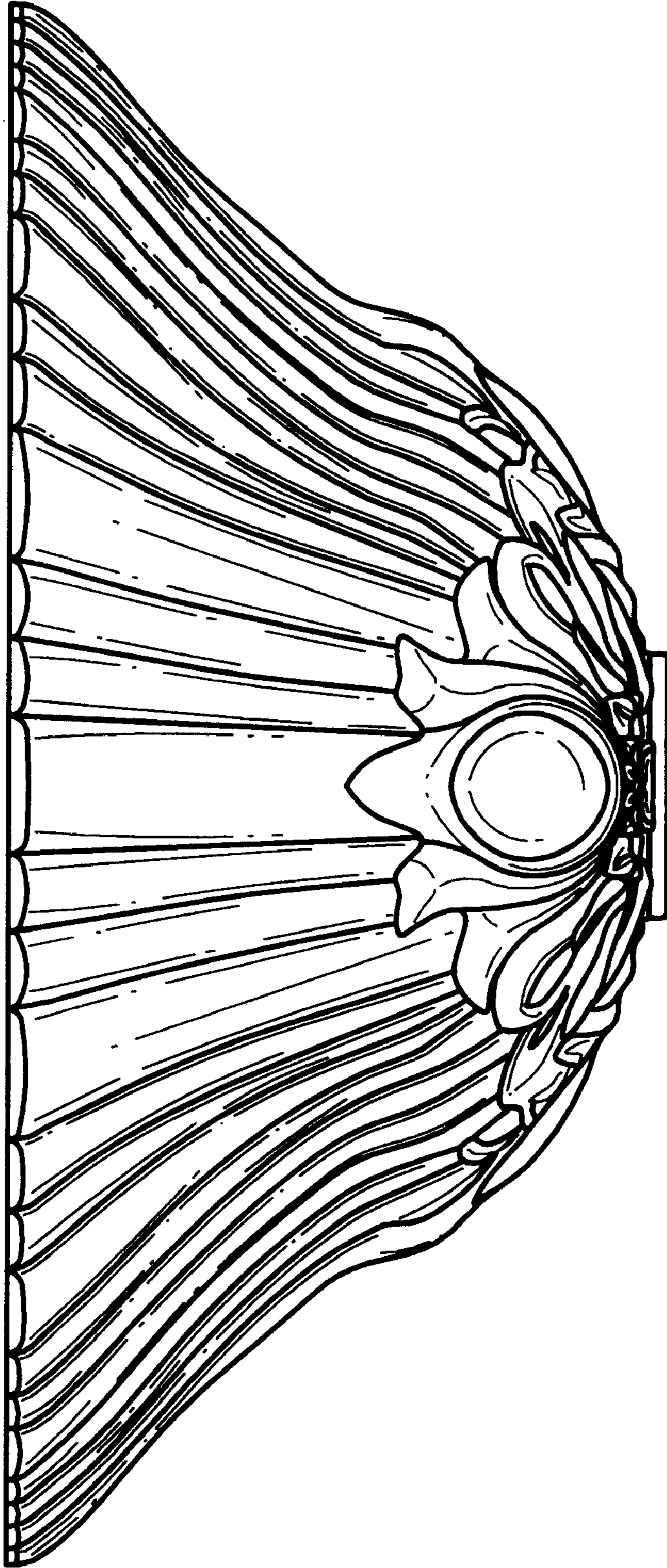


Fig. 4




Fig. 5

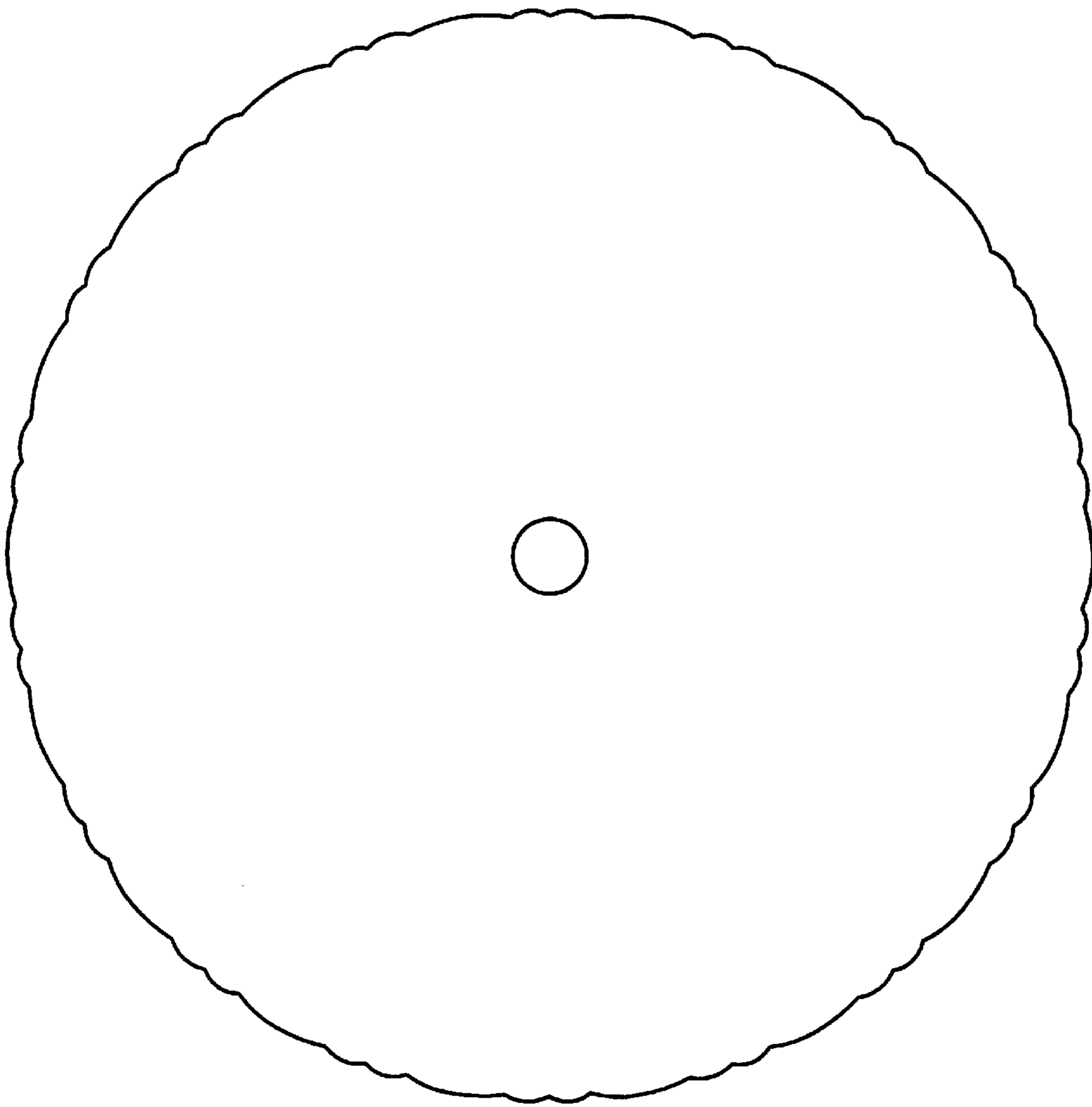


Fig. 6




Fig. 7