



US00D445213S

(12) **United States Design Patent**
Jones et al.

(10) **Patent No.:** **US D445,213 S**

(45) **Date of Patent:** **** Jul. 17, 2001**

(54) **COACHLIGHT**

(75) Inventors: **Dominic H. Jones**, Columbus, OH (US); **Victoria L. Brackney**, Atlanta, GA (US); **Donald J. Staufenberg**, Dublin; **Ludwin M. Mora**, Worthington, both of OH (US)

(73) Assignee: **National Manufacturing Co.**, Sterling, IL (US)

(**) Term: **14 Years**

(21) Appl. No.: **29/127,640**

(22) Filed: **Aug. 9, 2000**

(51) **LOC (7) Cl.** **26-05**

(52) **U.S. Cl.** **D26/87**

(58) **Field of Search** D26/72, 80-92,
D26/74; 362/147, 404-408, 432, 364, 365,
367, 363

(56) **References Cited**
PUBLICATIONS

Forecast Division of Lightolier Company, Catalog Copyright 2000 (p. 123).
Bright Lighting catalog, Jan.-1995, p. 69, wall lantern # F7001H.*

Corbett Lighting catalog, Aug.-1995, p. 17, wall lantern 3755.*

* cited by examiner

Primary Examiner—Susan J. Lucas
(74) *Attorney, Agent, or Firm*—Marshall, O’Toole, Gerstein, Murray & Borun

(57) **CLAIM**

The ornamental design for a coachlight, as shown and described.

DESCRIPTION

FIG. 1 is a perspective view of my new coachlight design; FIG. 2 is a top plan view of the coachlight of FIG. 1; FIG. 3 is a front elevation view of the coachlight of FIG. 1; FIG. 4 is a right side view of the coachlight of FIG. 1; and, FIG. 5 is a bottom plan view of the coachlight of FIG. 1. The left side elevation view of the coachlight of FIG. 1, is a mirror image of FIG. 4, while the left side elevation view of the Coachlight of FIG. 6 is a mirror image of FIG. 9. The broken lines are shown for illustrative purposes only and form no part of the claimed design.

1 Claim, 2 Drawing Sheets

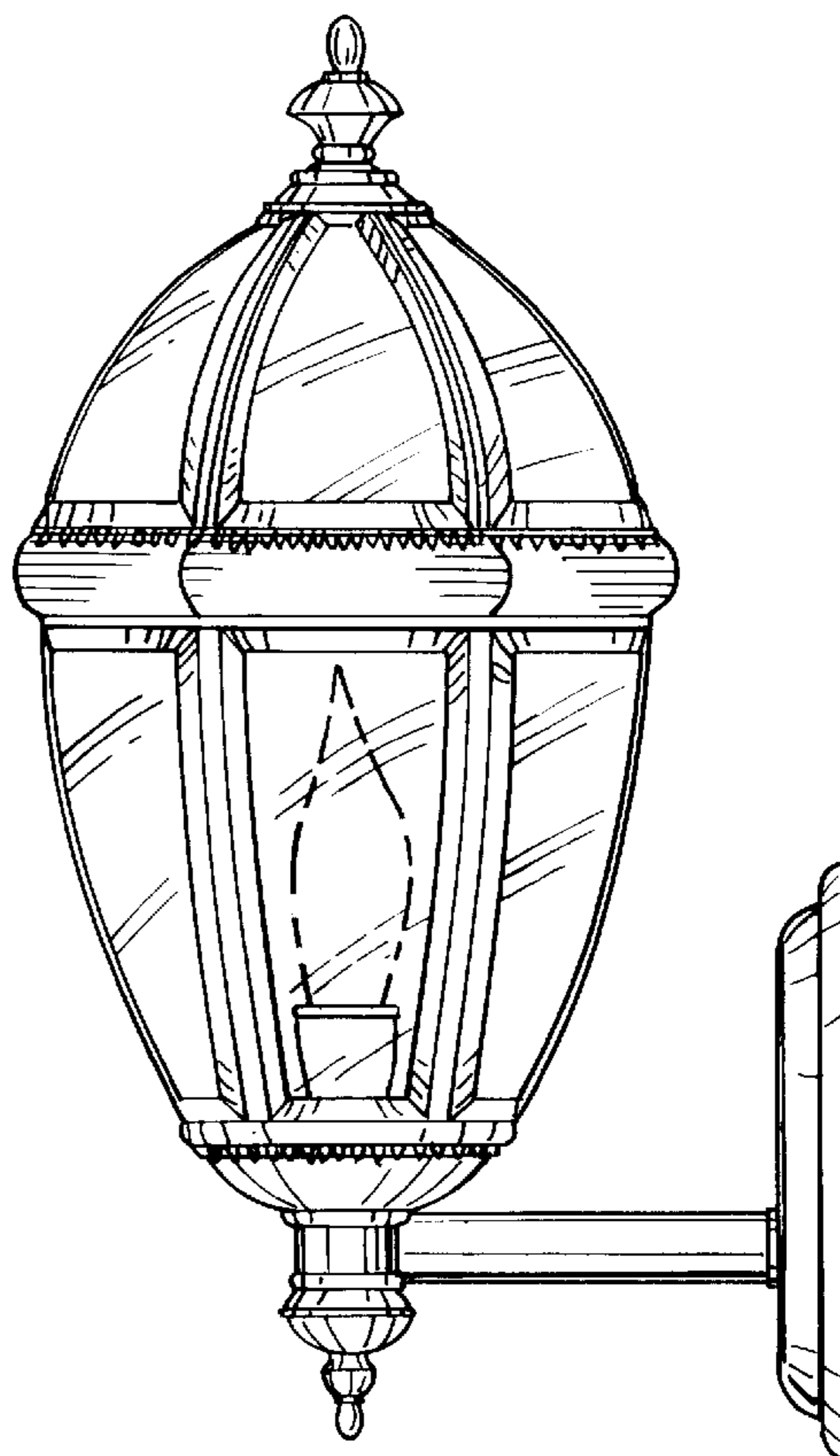
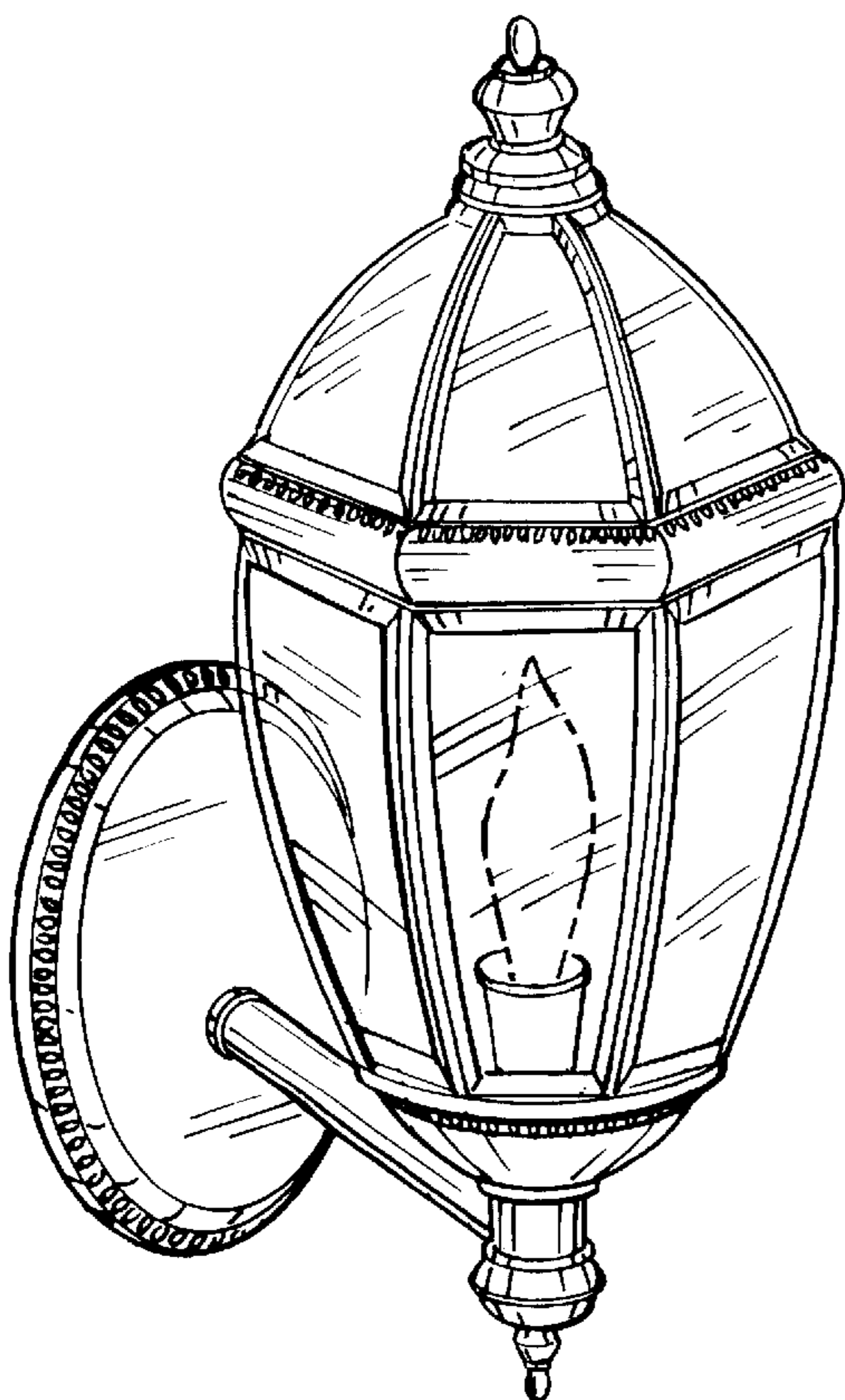


FIG. 1

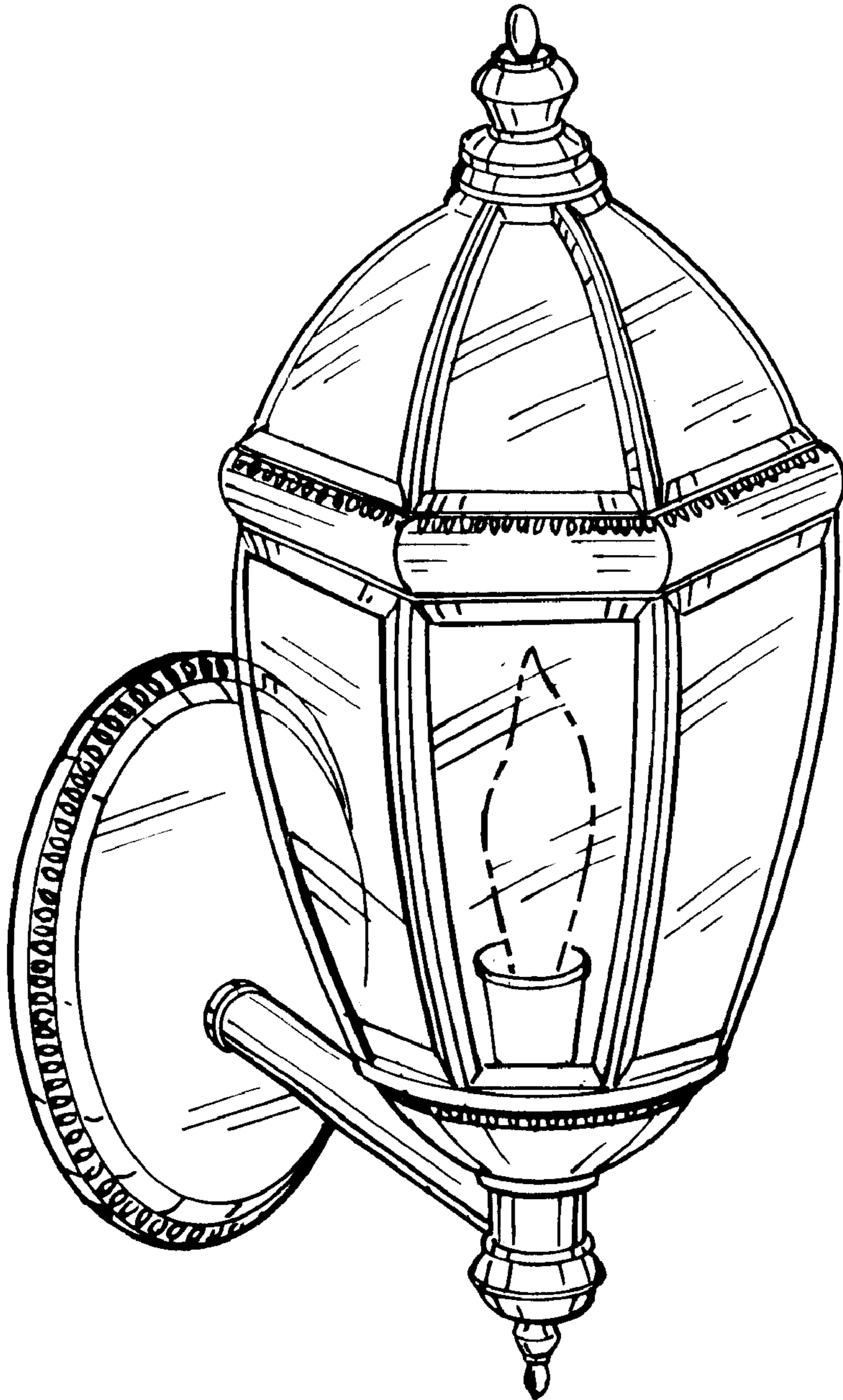


FIG. 2




FIG. 5




FIG. 3

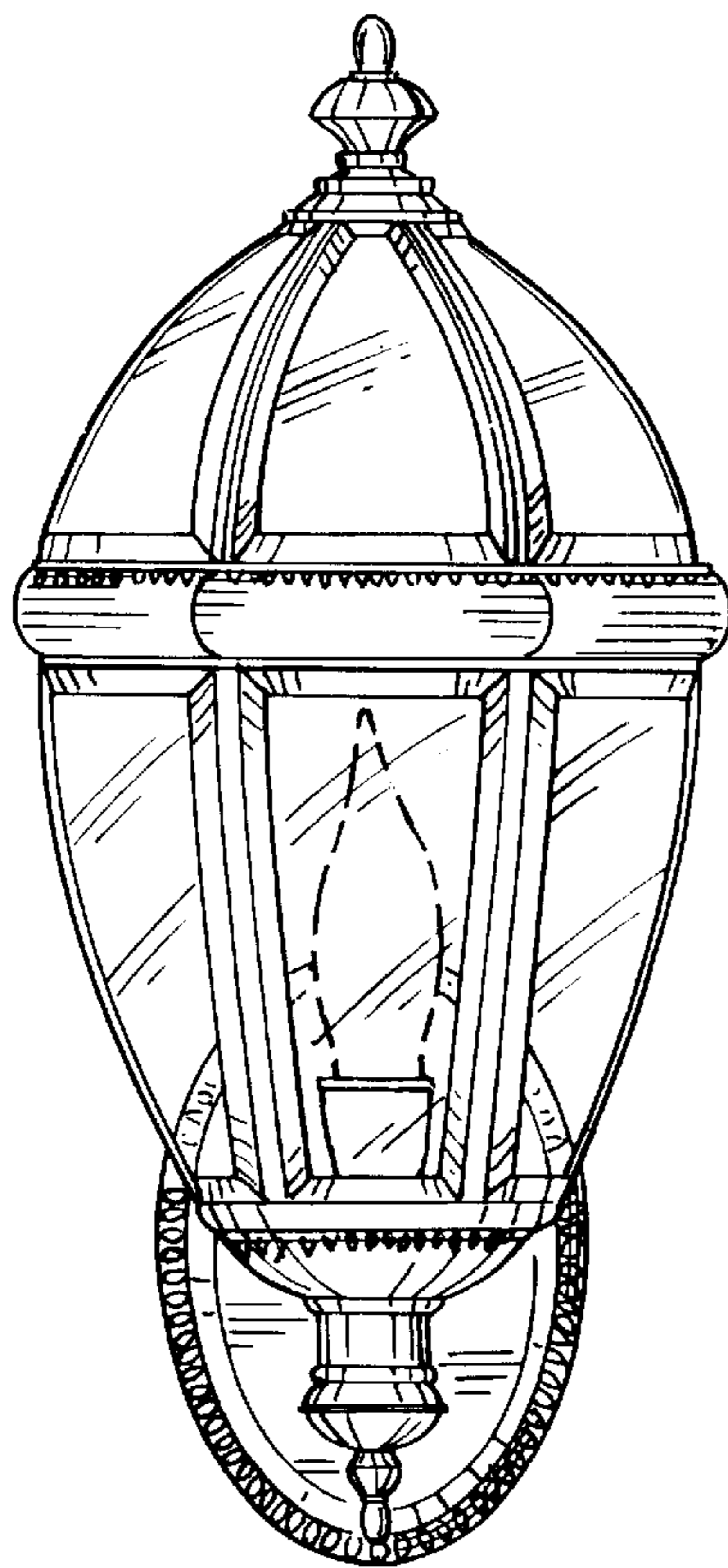


FIG. 4

