



US00D445212S

(12) **United States Design Patent**  
**Niermann**

(10) **Patent No.:** **US D445,212 S**

(45) **Date of Patent:** **\*\* Jul. 17, 2001**

(54) **LIGHT FIXTURE**

(75) Inventor: **Joseph W. Niermann**, Annapolis, MD (US)

(73) Assignee: **Niermann Weeks Company, Inc.**, Millersville, MD (US)

(\*\*) Term: **14 Years**

(21) Appl. No.: **29/132,349**

(22) Filed: **Nov. 7, 2000**

(51) **LOC (7) Cl.** ..... **26-05**

(52) **U.S. Cl.** ..... **D26/81; D26/143**

(58) **Field of Search** ..... **D26/72-92, 147; 362/404-408, 432**

(56) **References Cited**

**PUBLICATIONS**

Bright lighting catalog, 1995, p. 2, chandelier #DM0706.\*  
Home Lighting and Accessories, Jun. 1998, p. 214, chandelier.\*

Italian gilt and crystal chandelier being of late 19th Century.

\* cited by examiner

*Primary Examiner*—Susan J. Lucas

(74) *Attorney, Agent, or Firm*—Heslin & Rothenberg, P.C.

(57) **CLAIM**

The ornamental design for a light fixture, as shown and described.

**DESCRIPTION**

FIG. 1 is a front perspective view of the lighting fixture comprising my new design;

FIG. 2 is a back perspective view thereof;

FIG. 3 is a front elevational view thereof;

FIG. 4 is a side elevational view thereof which is an identical mirror image of the other side;

FIG. 5 is a top view thereof; and,

FIG. 6 is a bottom view thereof.

FIG. 1–FIG. 6 showing translucent beaded ornamentation.

The broken line shown is for illustrative purposes only and forms no part of the claimed design.

**1 Claim, 6 Drawing Sheets**

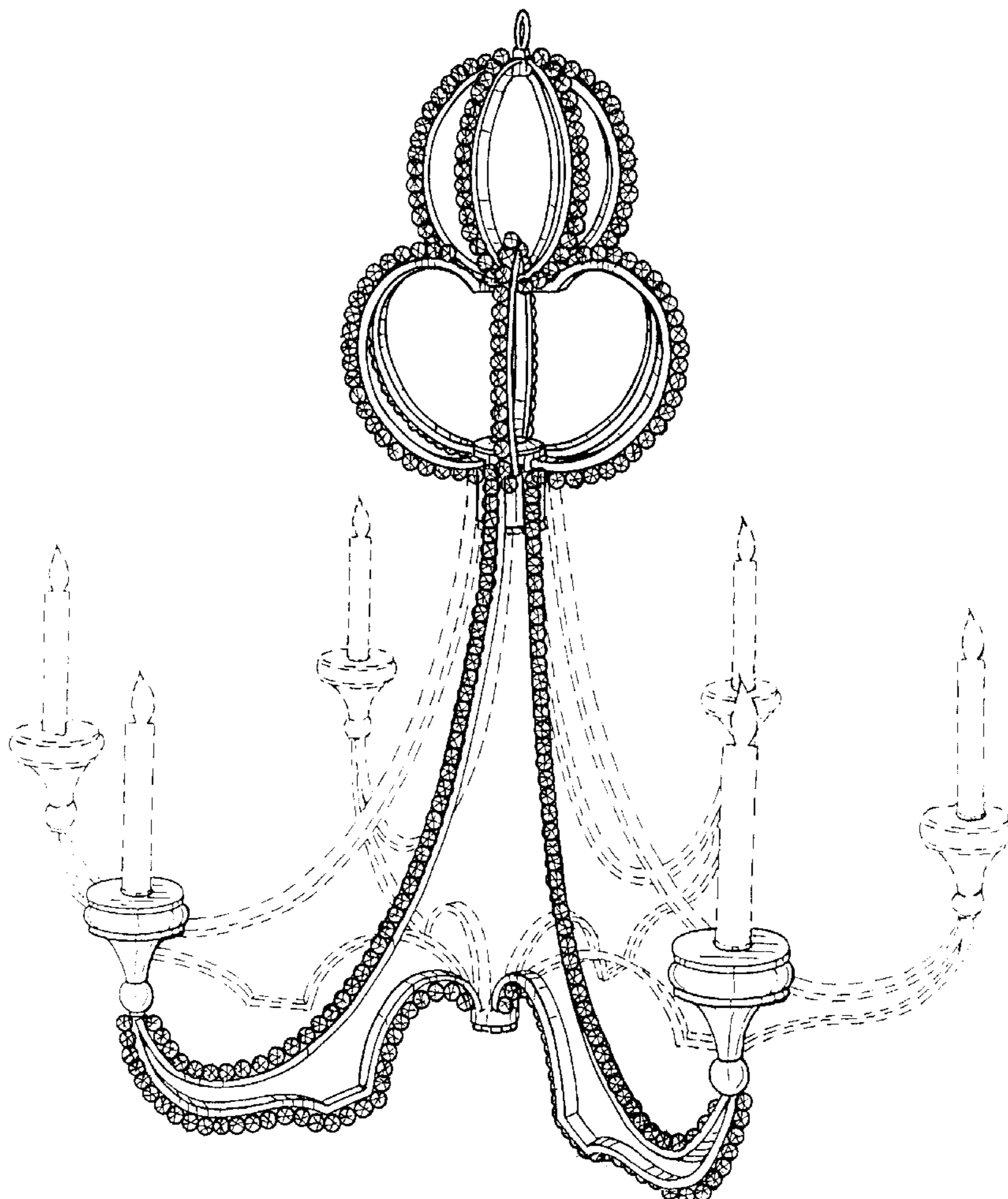


FIG. 1

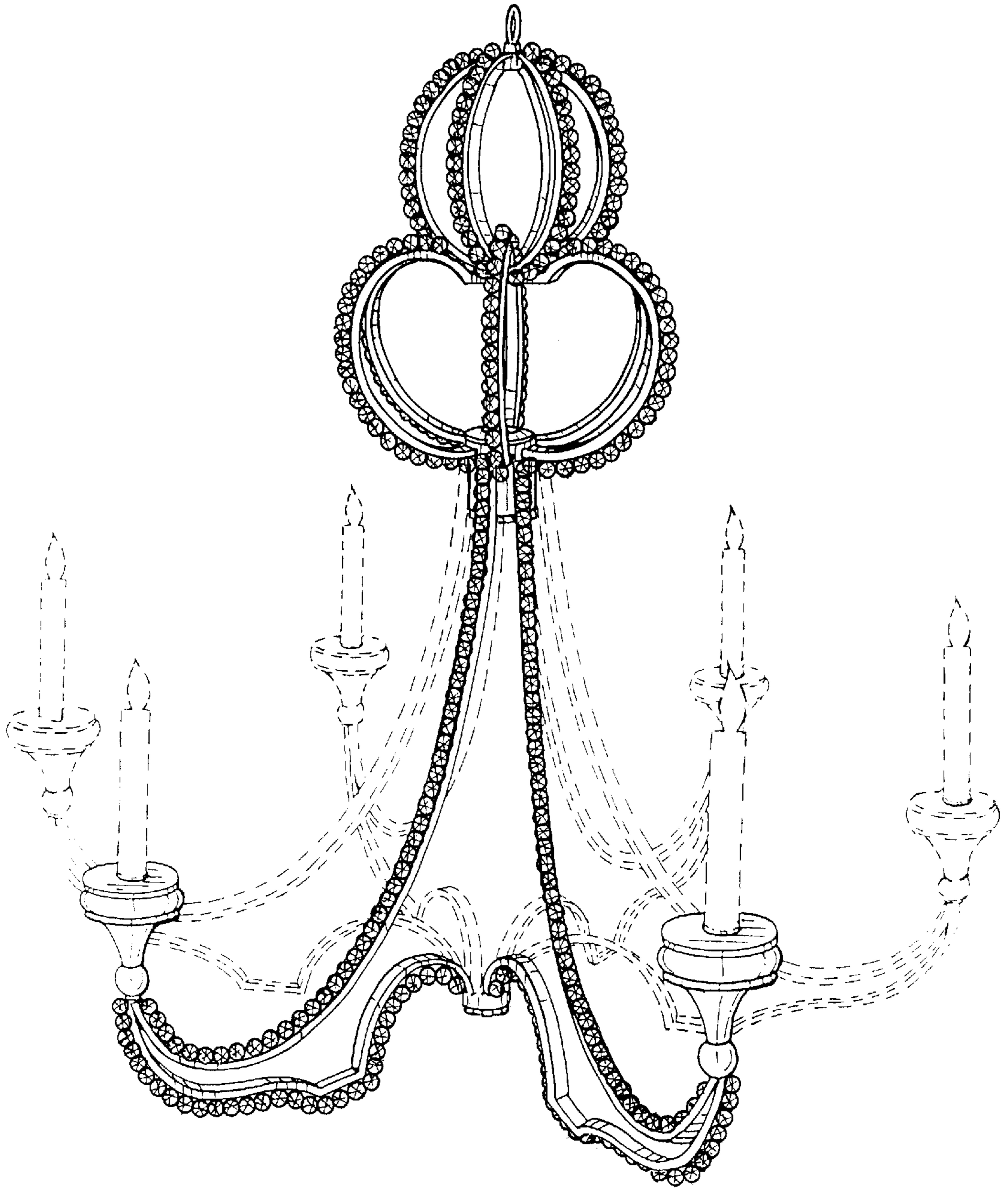


FIG. 2




FIG. 3




FIG. 4




FIG. 5

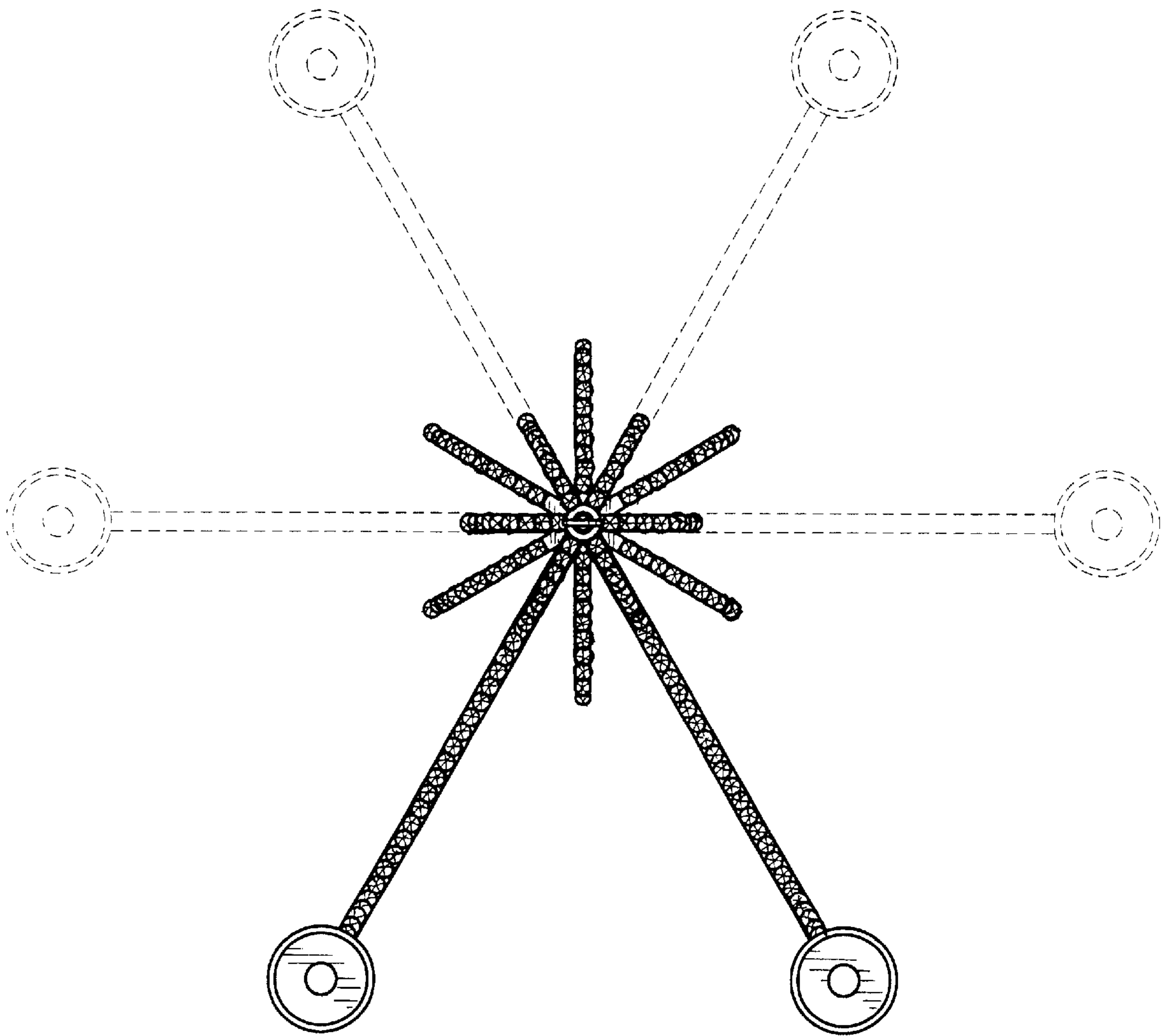


FIG. 6

