



US00D445208S

(12) **United States Design Patent**
Israel et al.

(10) **Patent No.:** **US D445,208 S**

(45) **Date of Patent:** **** Jul. 17, 2001**

(54) **FLASHLIGHT**

D. 420,157 * 2/2000 Garrity et al. D26/49
D. 433,523 * 11/2000 Poon D26/49

(75) Inventors: **Gary Israel**, Andover, KS (US); **James D. Morrow**, Oak Park, IL (US); **George O. Podd**, Riverside, IL (US); **Jimmy-Quang V. Doan**, Des Plaines, IL (US); **Kelly Wright**, Wichita, KS (US)

* cited by examiner

Primary Examiner—Marcus A. Jackson
(74) *Attorney, Agent, or Firm*—Kramer, Levin, Naftalis & Frankel LLP

(73) Assignee: **The Coleman Company, Inc.**, Wichita, KS (US)

(57) **CLAIM**

The ornamental design for a flashlight, as shown and described.

(**) Term: **14 Years**

DESCRIPTION

(21) Appl. No.: **29/127,121**

FIG. 1 is a front perspective view showing the new design, with the broken line showing for illustrative purposes only and forming no part of the claimed design;

(22) Filed: **Jul. 31, 2000**

FIG. 2 is a top plan view thereof;

(51) **LOC (7) Cl.** **26-02**

(52) **U.S. Cl.** **D26/49**

(58) **Field of Search** D26/37-50; 362/157, 362/158, 171, 172, 173, 181-208

FIG. 3 is a bottom plan view thereof;

FIG. 4 is a side elevation view thereof, the opposite side being a mirror image;

(56) **References Cited**

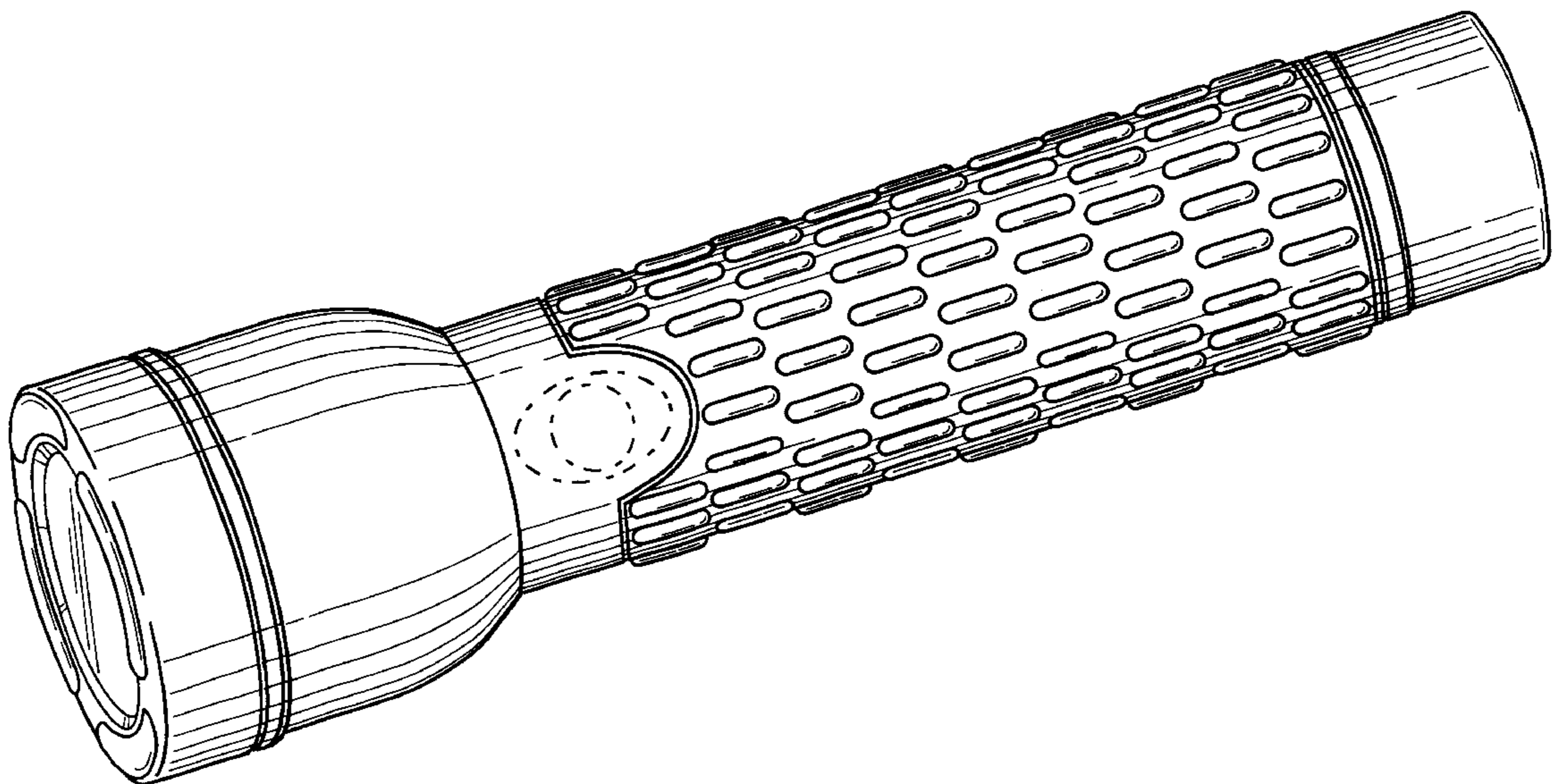
U.S. PATENT DOCUMENTS

D. 374,495 * 10/1996 Garrity D26/49

FIG. 5 is a front elevation view thereof; and,

FIG. 6 is a rear elevation view thereof.

1 Claim, 5 Drawing Sheets



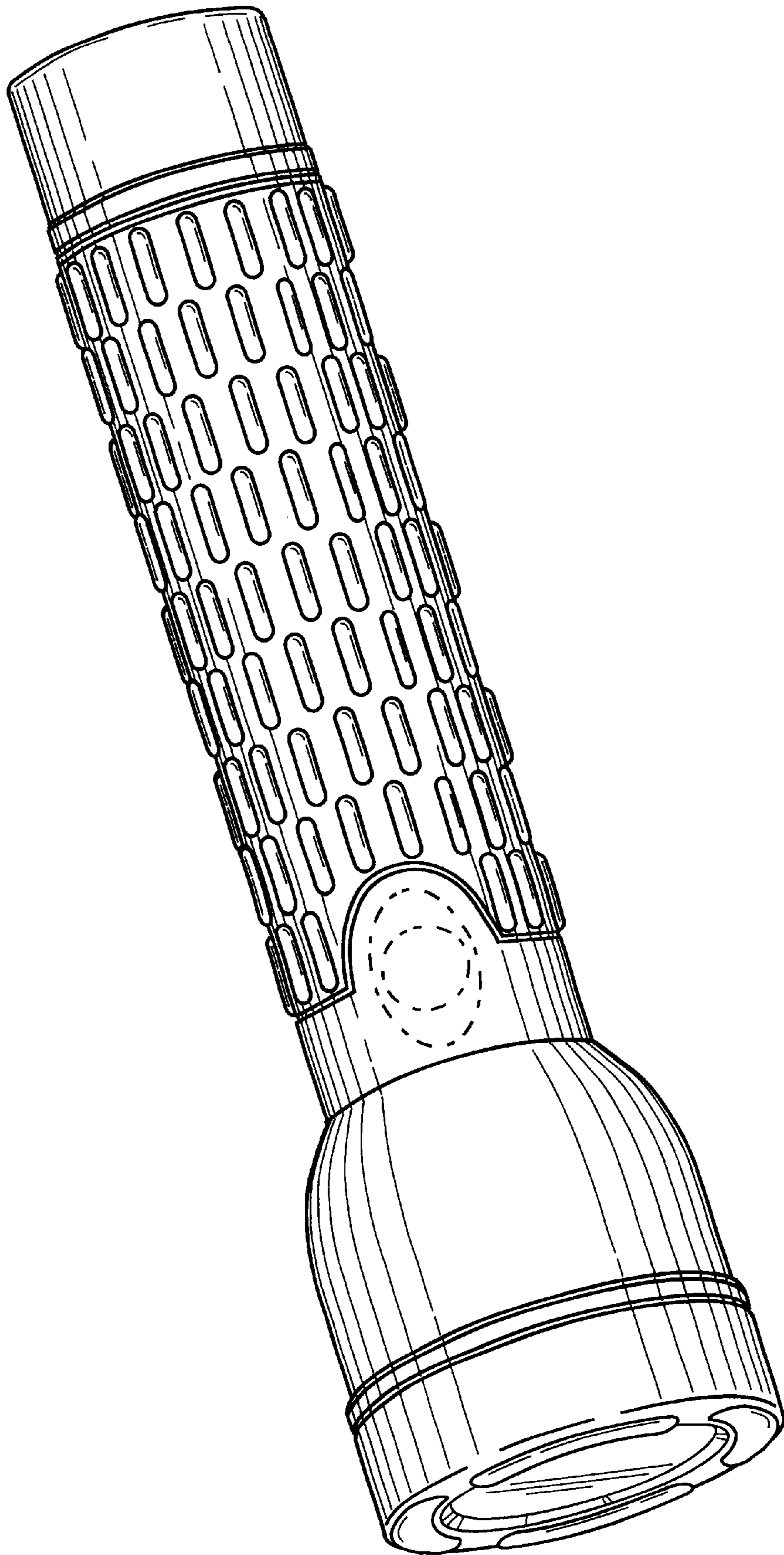


FIG. 1

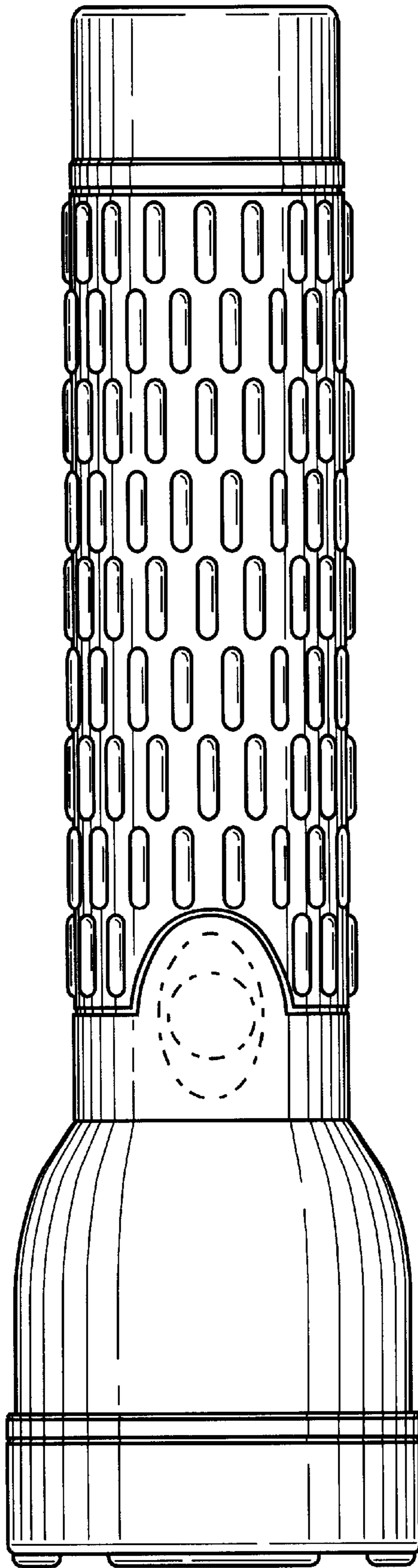


FIG. 2

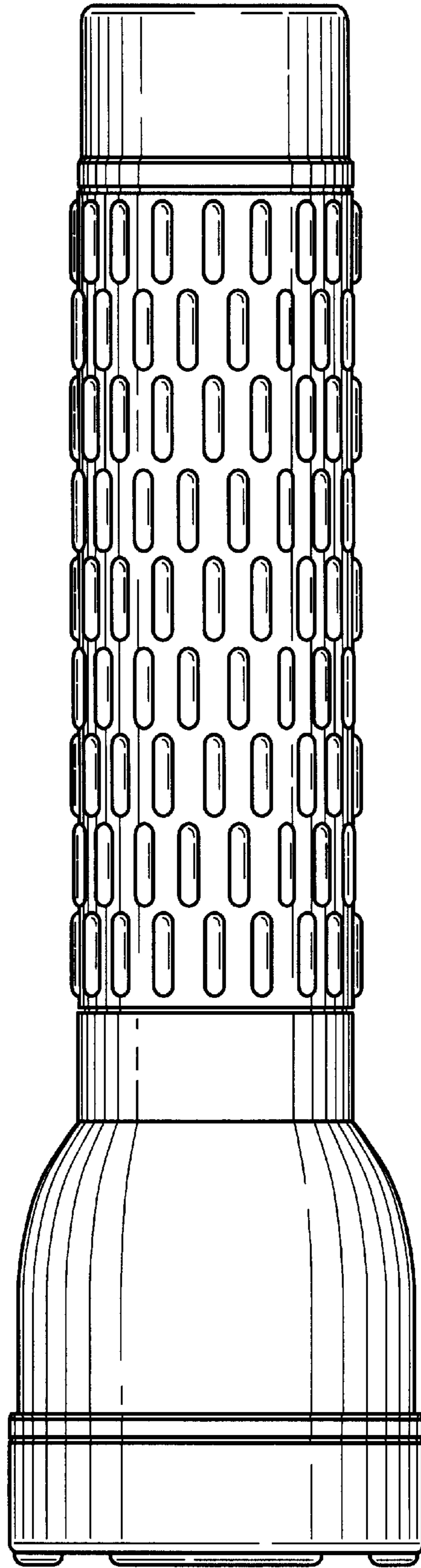


FIG. 3

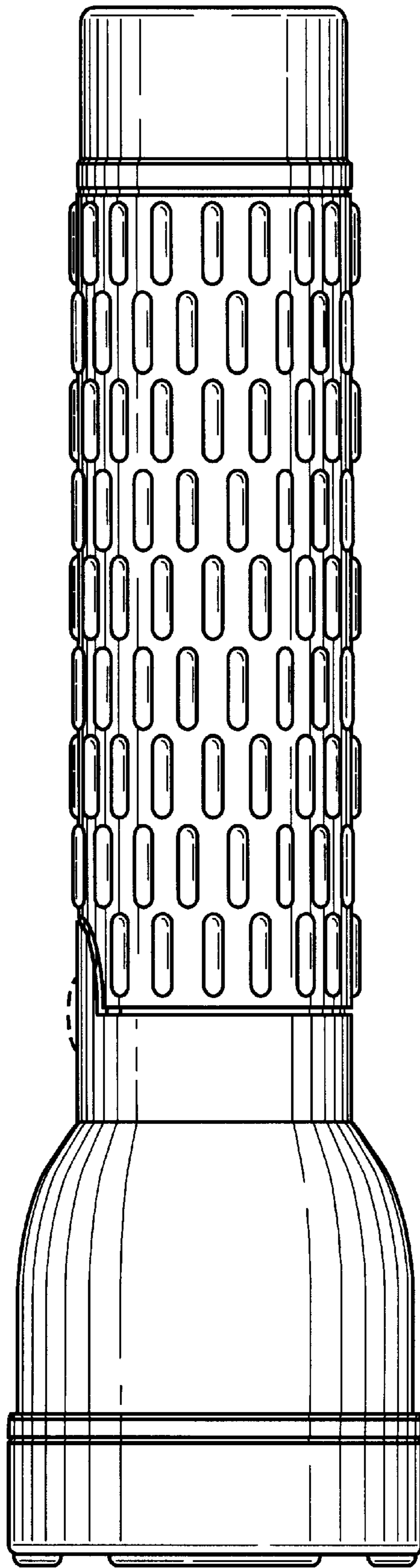


FIG. 4




FIG. 6




FIG. 5