



US00D445197S

(12) **United States Design Patent**  
**Frieze et al.**

(10) **Patent No.:** **US D445,197 S**

(45) **Date of Patent:** **\*\* Jul. 17, 2001**

(54) **MEDICAL INSTRUMENT GUIDE AND SPREADER**

5,827,487 \* 10/1998 Holmes ..... 422/297  
6,048,503 \* 4/2000 Riley et al. .... 422/298

(76) Inventors: **Marcia Frieze**, 45 Berkery Pl., Alpine, NJ (US) 07620-0472; **Ron Amster**, 169 E. 91<sup>st</sup> St. Apt. #10A, New York, NY (US) 10128

\* cited by examiner

*Primary Examiner*—Ian Simmons  
(74) *Attorney, Agent, or Firm*—Woodbridge & Associates, P.C.; Richard C. Woodbridge

(\*\*) Term: **14 Years**

(57) **CLAIM**

(21) Appl. No.: **29/124,459**

The ornamental design for a medical instrument guide and spreader, as shown and described.

(22) Filed: **Jun. 6, 2000**

**DESCRIPTION**

(51) **LOC (7) Cl.** ..... **24-01**

(52) **U.S. Cl.** ..... **D24/217; D24/128**

(58) **Field of Search** ..... D24/217, 128;  
211/85.13; 422/300, 297, 28, 298; 206/363,  
370

FIG. 1 is a perspective view of a medical instrument guide and spreader showing our new design, the broken line showing in of the sterilization tray is for illustrative purposes only and forms no part of the claimed design;

FIG. 2 is a front elevational thereof;

FIG. 3 is a rear elevational view thereof.

FIG. 4 is a top plan view thereof.

FIG. 5 is a bottom plan view thereof; and,

FIG. 6 is a side elevational view thereof.

(56) **References Cited**

**U.S. PATENT DOCUMENTS**

D. 437,060 \* 1/2001 Mayer ..... D24/217  
4,798,292 \* 1/1989 Hauze ..... 422/300  
5,424,048 \* 6/1995 Riley ..... 422/300

**1 Claim, 2 Drawing Sheets**

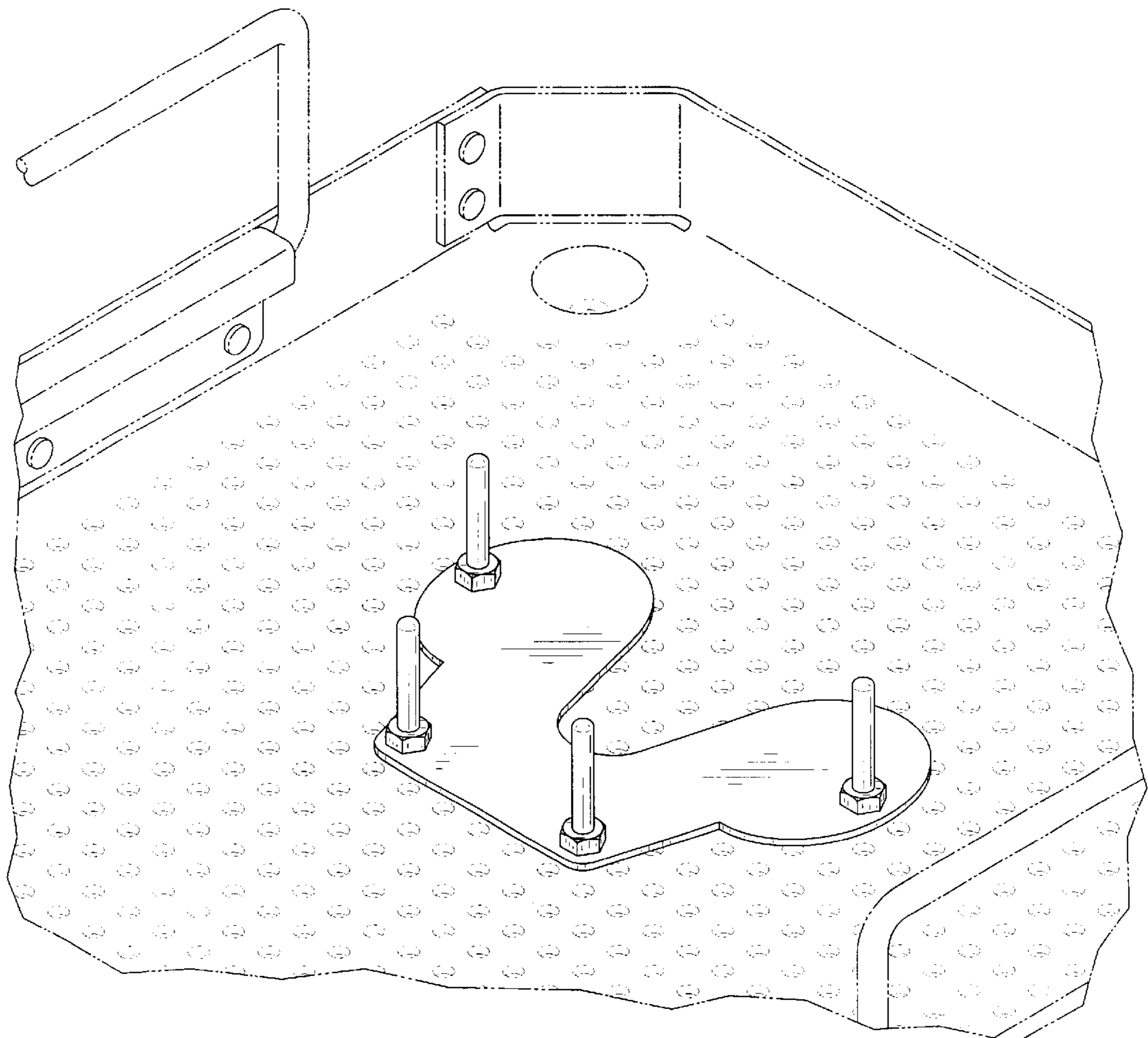


FIG. 1

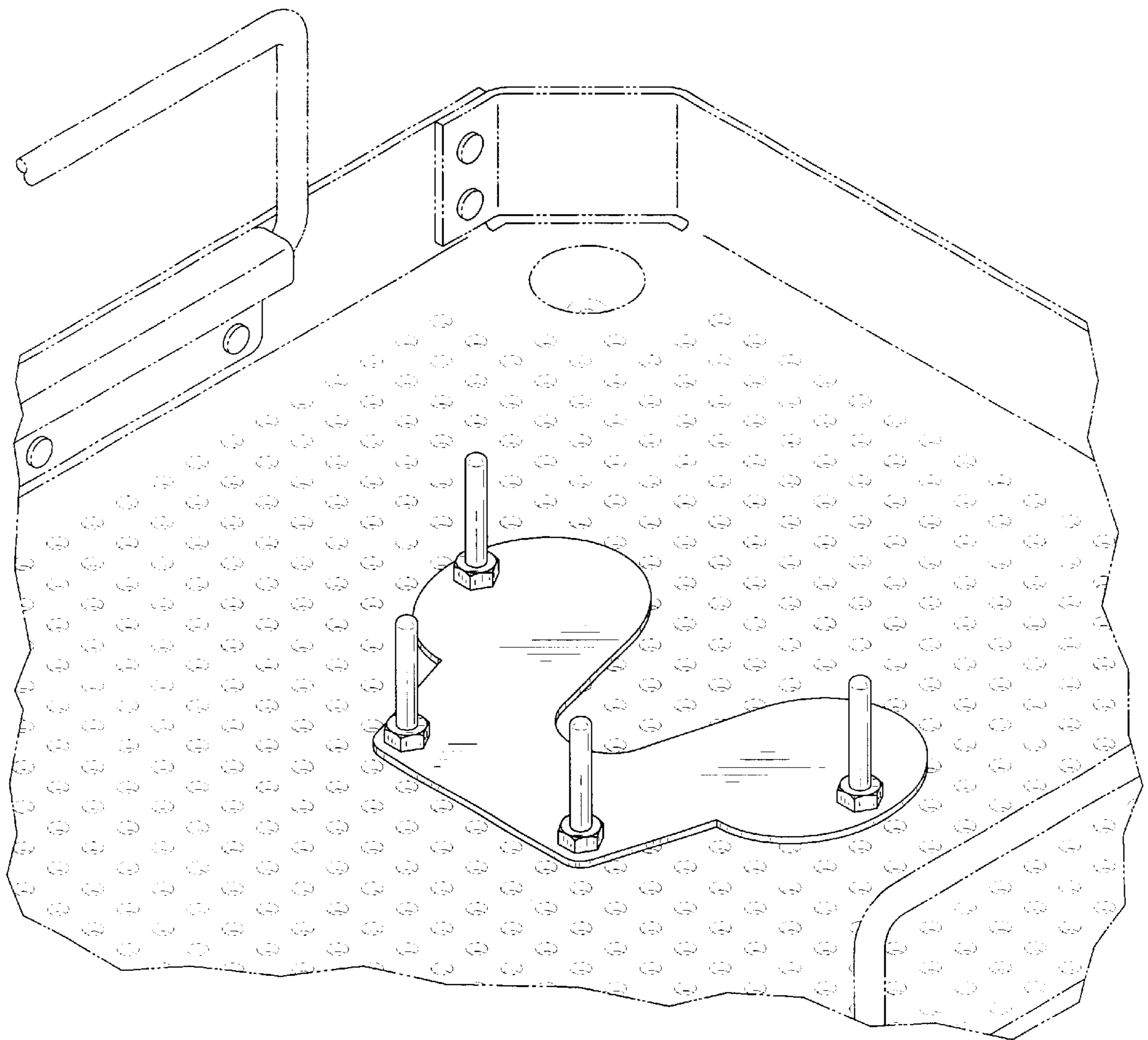


FIG. 2

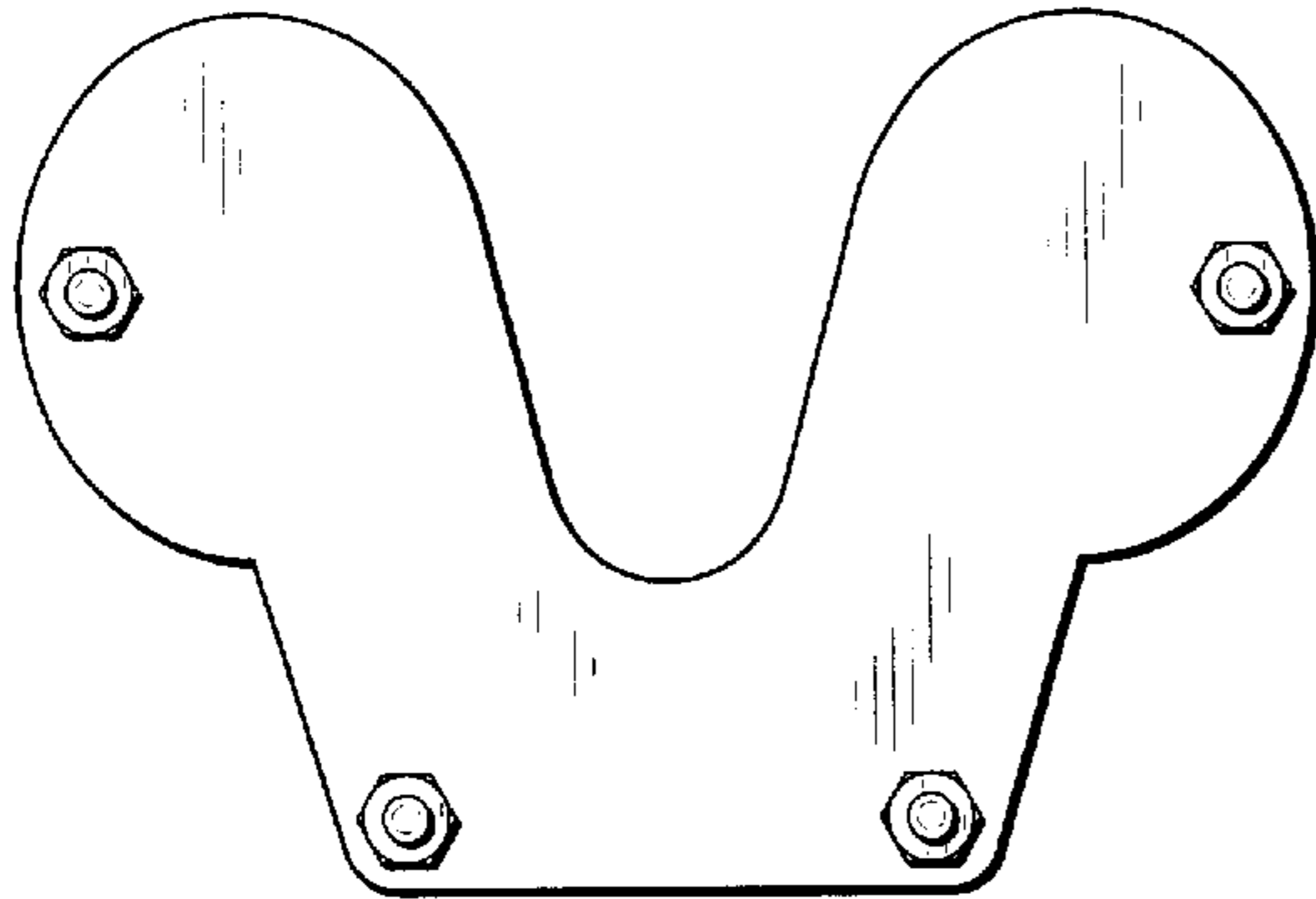


FIG. 3

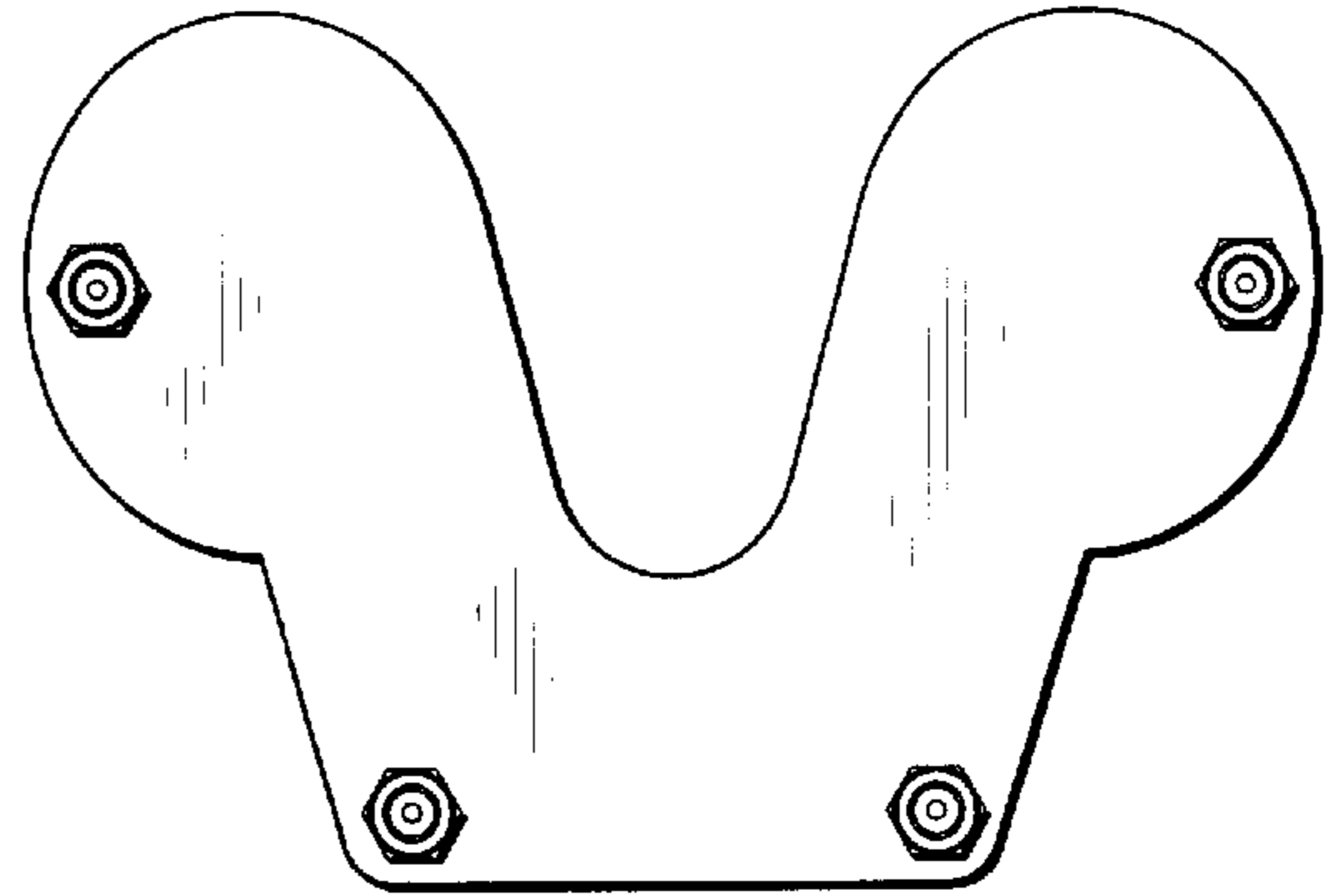


FIG. 4




FIG. 5




FIG. 6

