



US00D445196S

(12) **United States Design Patent**  
**Gladieux, III et al.**

(10) **Patent No.:** **US D445,196 S**

(45) **Date of Patent:** **\*\* Jul. 17, 2001**

(54) **MASSAGER**

(75) **Inventors:** **Bernard L. Gladieux, III**, Boyertown;  
**Bernard L. Gladieux, Jr.**, Gilbertsville,  
both of PA (US)

(73) **Assignee:** **The Pressure Positive Company**,  
Gilbertsville, PA (US)

(\*\*) **Term:** **14 Years**

(21) **Appl. No.:** **29/132,936**

(22) **Filed:** **Nov. 20, 2000**

(51) **LOC (7) Cl.** ..... **24-04**

(52) **U.S. Cl.** ..... **D24/211; D24/214**

(58) **Field of Search** ..... D24/211, 214,  
D24/200; 601/67-69, 118, 119, 122, 123,  
126, 128, 131, 134, 136

(56) **References Cited**

**U.S. PATENT DOCUMENTS**

- D. 185,246 \* 5/1959 Taran ..... D24/211
- D. 272,090 \* 1/1984 Hosid ..... D24/211

- D. 279,126 \* 6/1985 Kaeser ..... D24/211
- D. 281,815 \* 12/1985 Conn, Sr. et al. .... D24/211
- D. 285,723 \* 9/1986 Taylor ..... D24/211
- D. 396,296 \* 7/1998 Breznik ..... D24/211
- 4,622,956 \* 11/1986 Nesheim ..... 601/119

\* cited by examiner

*Primary Examiner*—Stella Reid

(74) *Attorney, Agent, or Firm*—Clark & Brody

(57) **CLAIM**

The ornamental design for a massager, as shown and described.

**DESCRIPTION**

FIG. 1 is a perspective view of a massager showing my new design.

FIG. 2 is a front elevation view thereof.

FIG. 3 is a rear elevation view thereof.

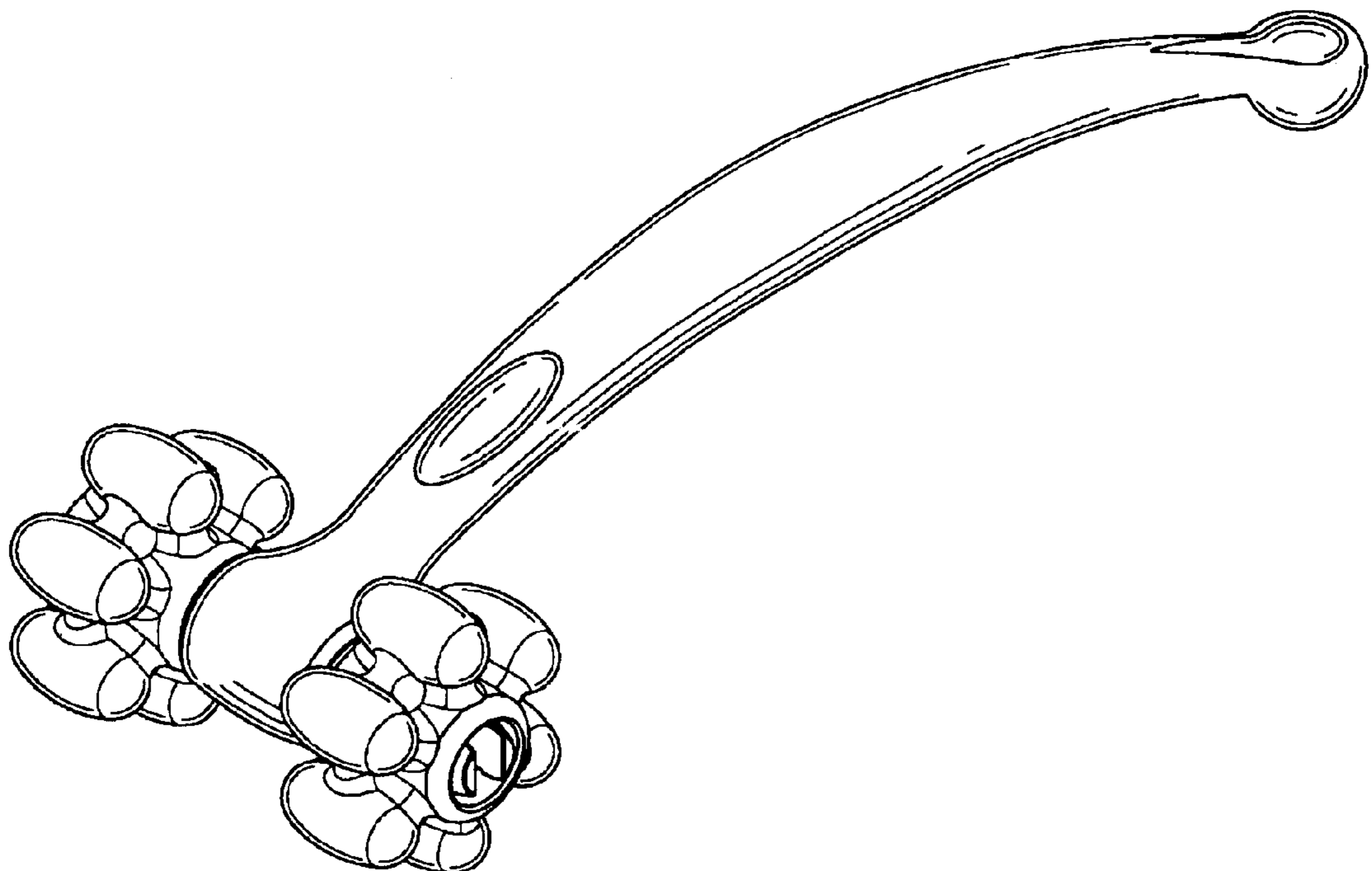
FIG. 4 is a top plan view thereof.

FIG. 5 is a bottom plan view thereof.

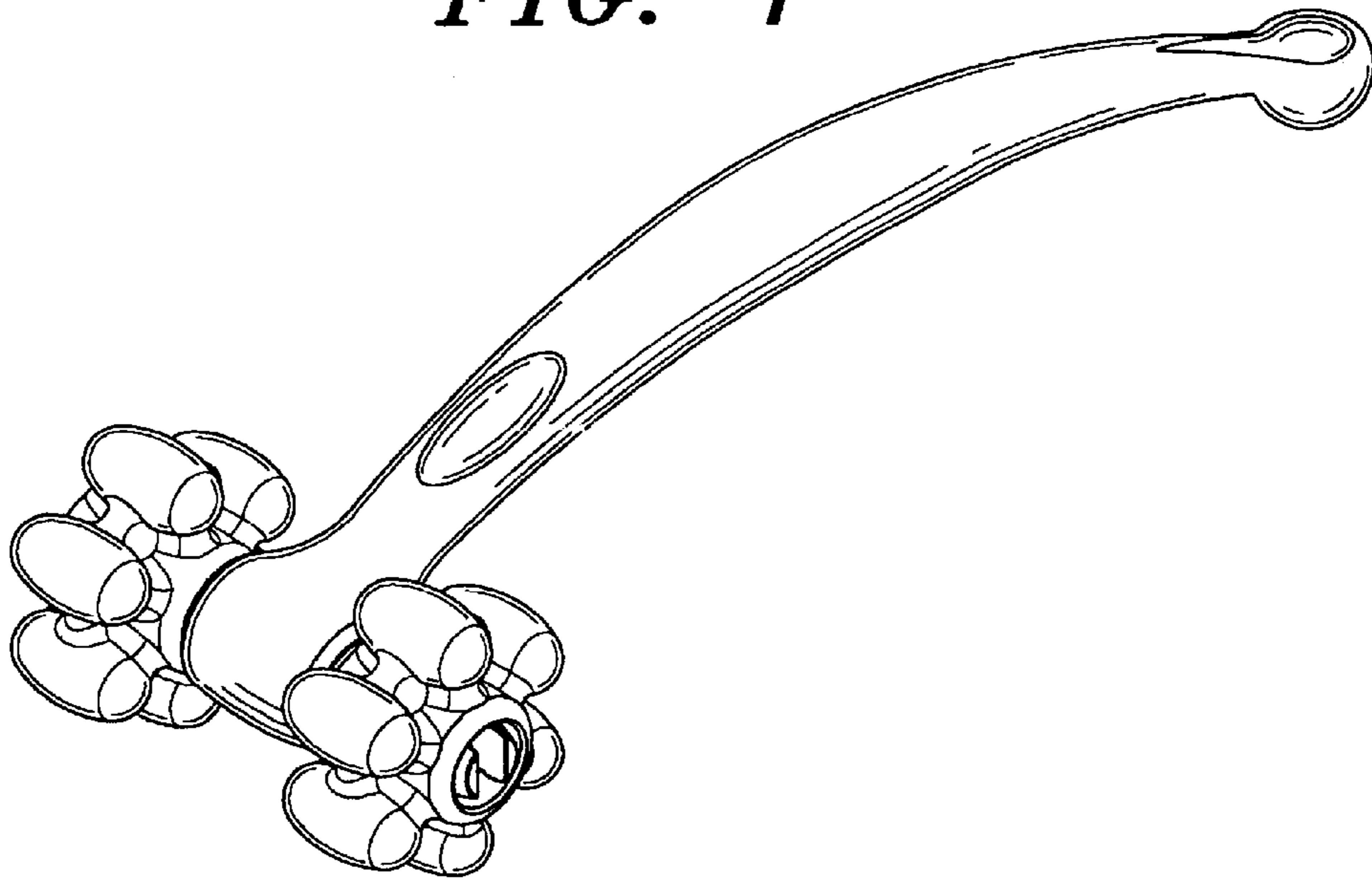
FIG. 6 is a left side elevation view thereof; and,

FIG. 7 is a right side elevation view thereof.


**1 Claim, 3 Drawing Sheets**




*FIG. 1*



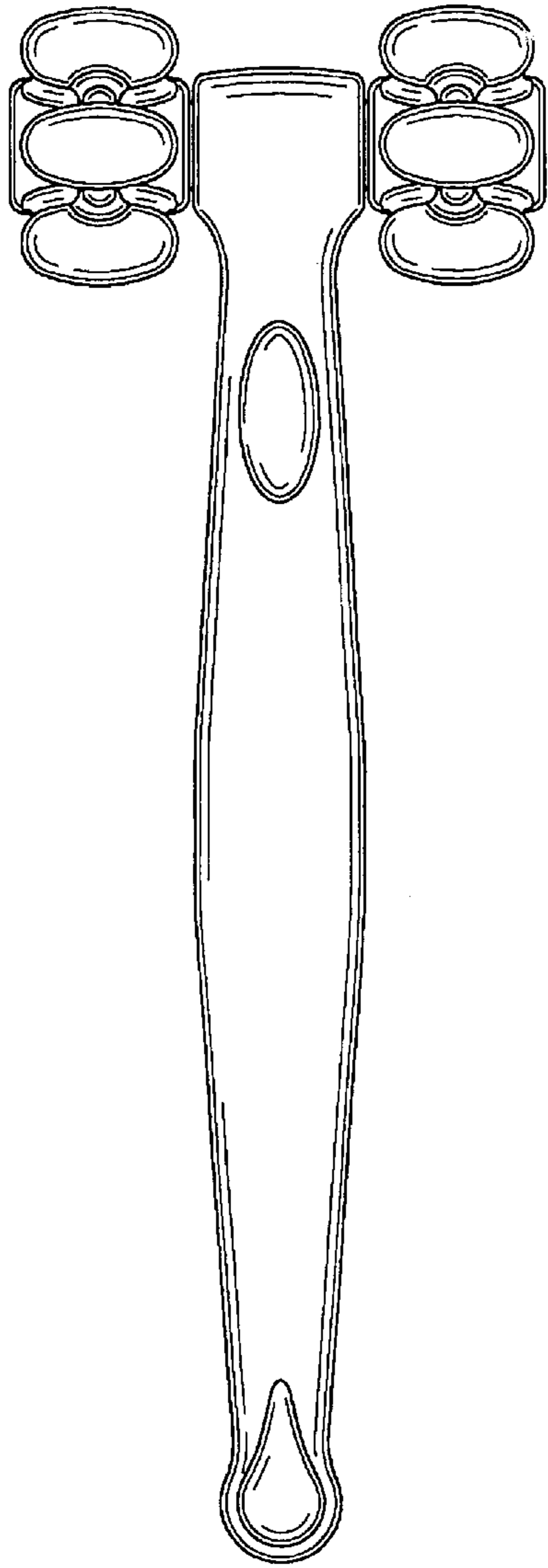
*FIG. 2*



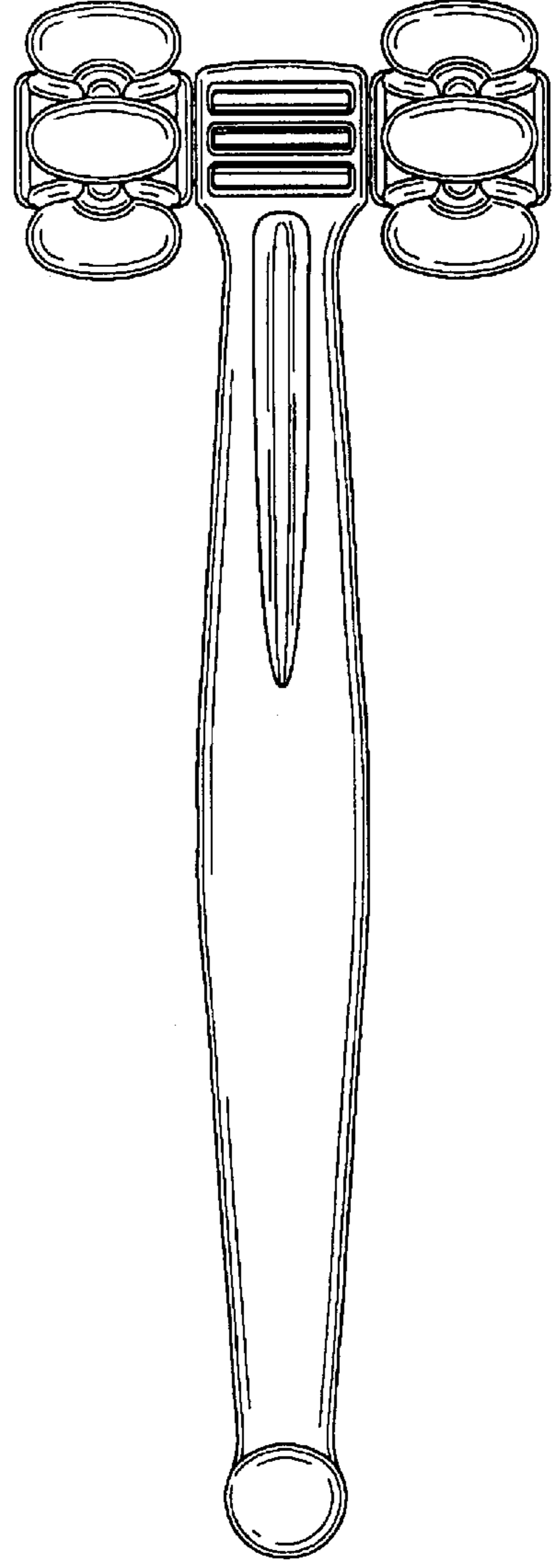
*FIG. 3*




*FIG. 4*



*FIG. 5*



*FIG. 6*



*FIG. 7*

