



US00D445187S

(12) **United States Design Patent**
Mangione

(10) **Patent No.:** **US D445,187 S**

(45) **Date of Patent:** **** Jul. 17, 2001**

(54) **ANSATED DENTAL TOOL**

(75) Inventor: **Paul Mangione**, Yorktown Heights, NY
(US)

(73) Assignee: **Dental Concepts LLC**, Paramus, NJ
(US)

(**) Term: **14 Years**

(21) Appl. No.: **29/134,178**

(22) Filed: **Dec. 18, 2000**

(51) **LOC (7) Cl.** **24-02**

(52) **U.S. Cl.** **D24/152**

(58) **Field of Search** D24/119, 152,
D24/176; 433/88-126, 141-143; 15/244.1

(56) **References Cited**

U.S. PATENT DOCUMENTS

D. 378,235 * 2/1997 Mark D24/152

* cited by examiner

Primary Examiner—Antoine Duval Davis

(74) *Attorney, Agent, or Firm*—Natter & Natter

(57) **CLAIM**

The ornamental design for an ansated dental tool, as shown and described.

DESCRIPTION

FIG. 1 is a front elevational view of an ansated dental tool showing my new design;

FIG. 2 is a rear elevational view thereof;

FIG. 3 is a top plan view thereof;

FIG. 4 is a front elevational view thereof with a tip portion of a dental implement seated in the handle and a base portion projecting from the handle;

FIG. 5 is a right side view thereof;

FIG. 6 is a left side view thereof; and,

FIG. 7 is a right side view of the configuration illustrated in FIG. 4.

The bottom view thereof is identical to the top view illustrated in FIG. 3. The dental tip shown in dashed lines and the ribs shown in dashed lines do not form part of the design.

1 Claim, 1 Drawing Sheet



Fig. 1




Fig. 2




Fig. 3




Fig. 4

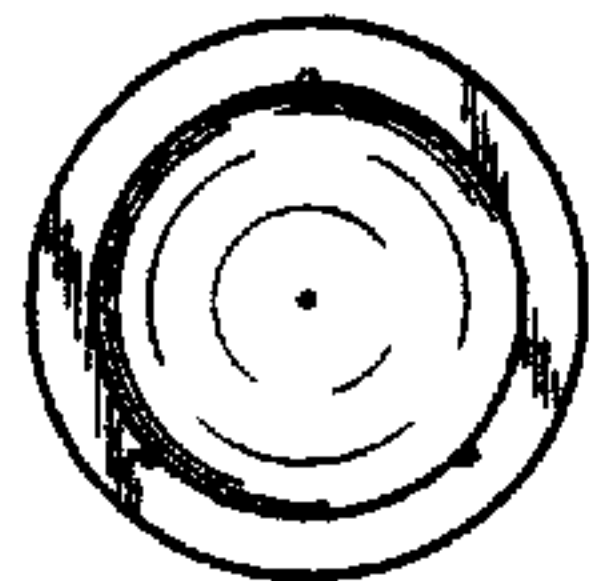


Fig. 7

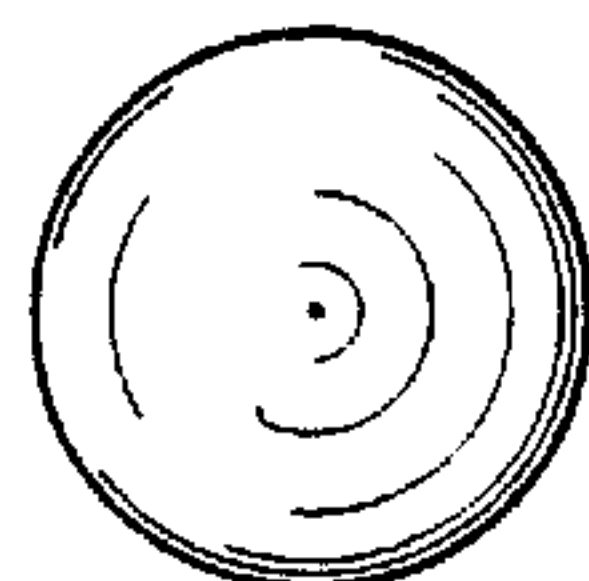


Fig. 6

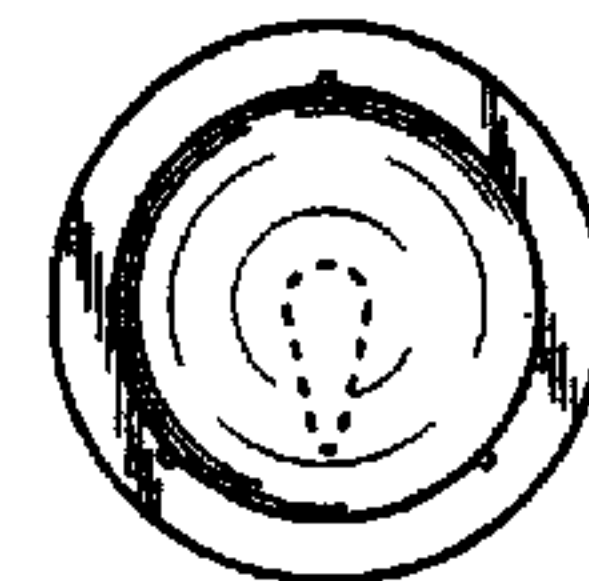


Fig. 5