



US00D445161S

(12) **United States Design Patent**  
**Sims**

(10) **Patent No.:** **US D445,161 S**

(45) **Date of Patent:** **\*\* Jul. 17, 2001**

(54) **ARCHERY BOW WITH A VIBRATION DAMPER**

(75) Inventor: **Steven C. Sims**, Shelton, WA (US)

(73) Assignee: **Sims, Inc.**, Shelton, WA (US)

(\*\*) Term: **14 Years**

(21) Appl. No.: **29/116,348**

(22) Filed: **Dec. 30, 1999**

(51) **LOC (7) Cl.** ..... **22-01**

(52) **U.S. Cl.** ..... **D22/107**

(58) **Field of Search** ..... D22/100, 107,  
D22/199; 124/23.1, 25.6, 86, 89

(56) **References Cited**

**U.S. PATENT DOCUMENTS**

D. 354,109	*	1/1995	Martin	.....	D22/107
3,486,495	*	12/1969	Allen	.....	124/25.6
4,644,929	*	2/1987	Peck	.....	124/23.1
4,669,445	*	6/1987	Schaar	.....	124/25.6
4,671,249	*	6/1987	Troncoso	.....	124/25.6 X
4,762,112	*	8/1988	Johnston	.....	124/25.6 X
5,377,658	*	1/1995	Shepley, Jr.	.....	124/23.1

5,718,212 \* 2/1998 Allshouse et al. .... 124/23.1 X

\* cited by examiner

*Primary Examiner*—Louis S. Zarfaz

*Assistant Examiner*—Monica A. Weingart

(74) *Attorney, Agent, or Firm*—Richard D. Multer

(57) **CLAIM**

The ornamental design for an archery bow with a vibration damper, as shown and described.

**DESCRIPTION**

FIG. 1 is a front right perspective view of one embodiment of the archery bow with a vibration damper on the outer surface showing my new design;

FIG. 2 is a right side elevational view, the left side being a mirror image thereof;

FIG. 3 is a rear side perspective view of a second embodiment on the inner surface thereof; and,

FIG. 4 is a right side elevational view, the right side being a mirror image thereof.

The bow is shown broken away in the views to indicate indeterminate length.

**1 Claim, 1 Drawing Sheet**

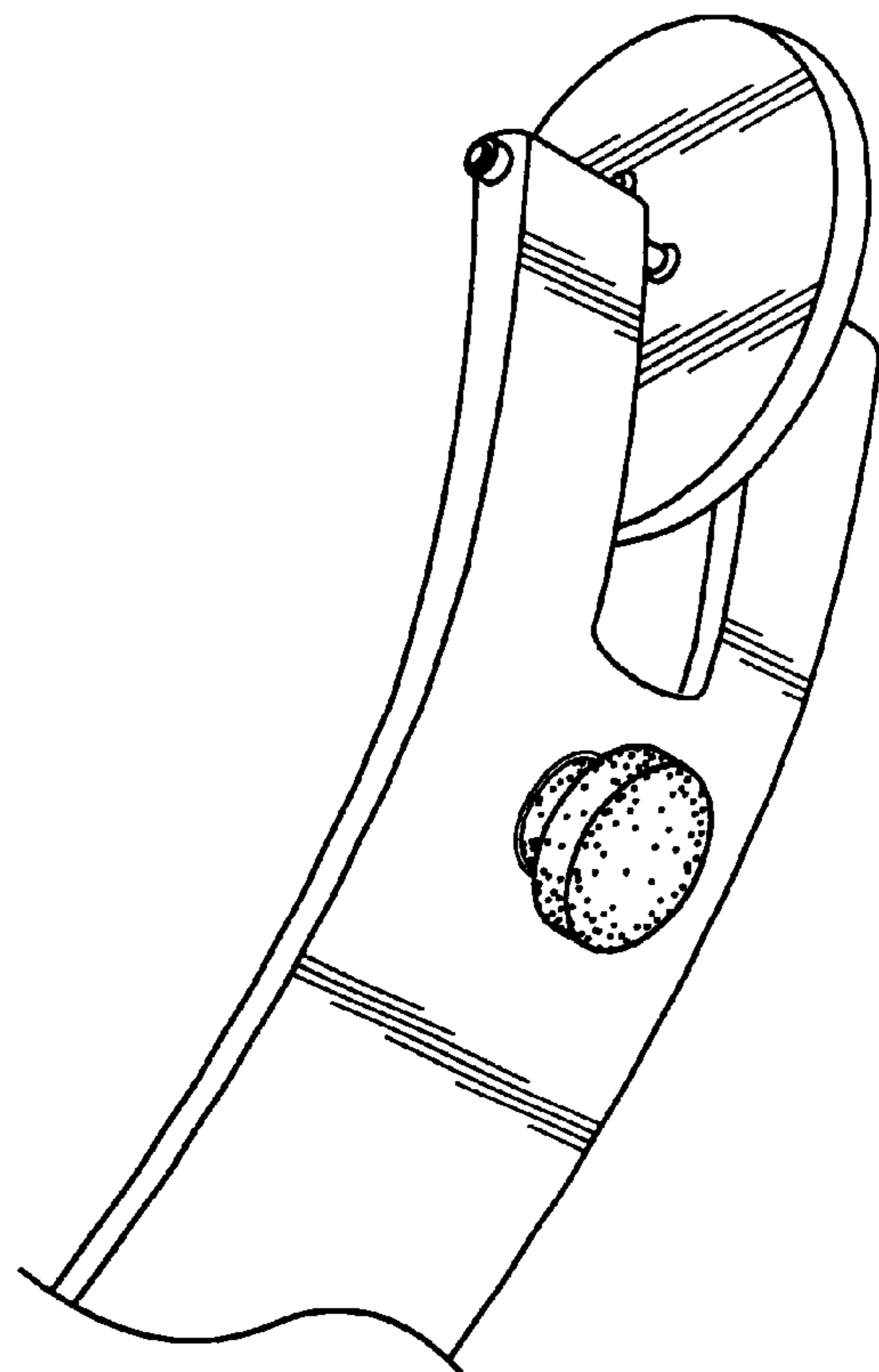
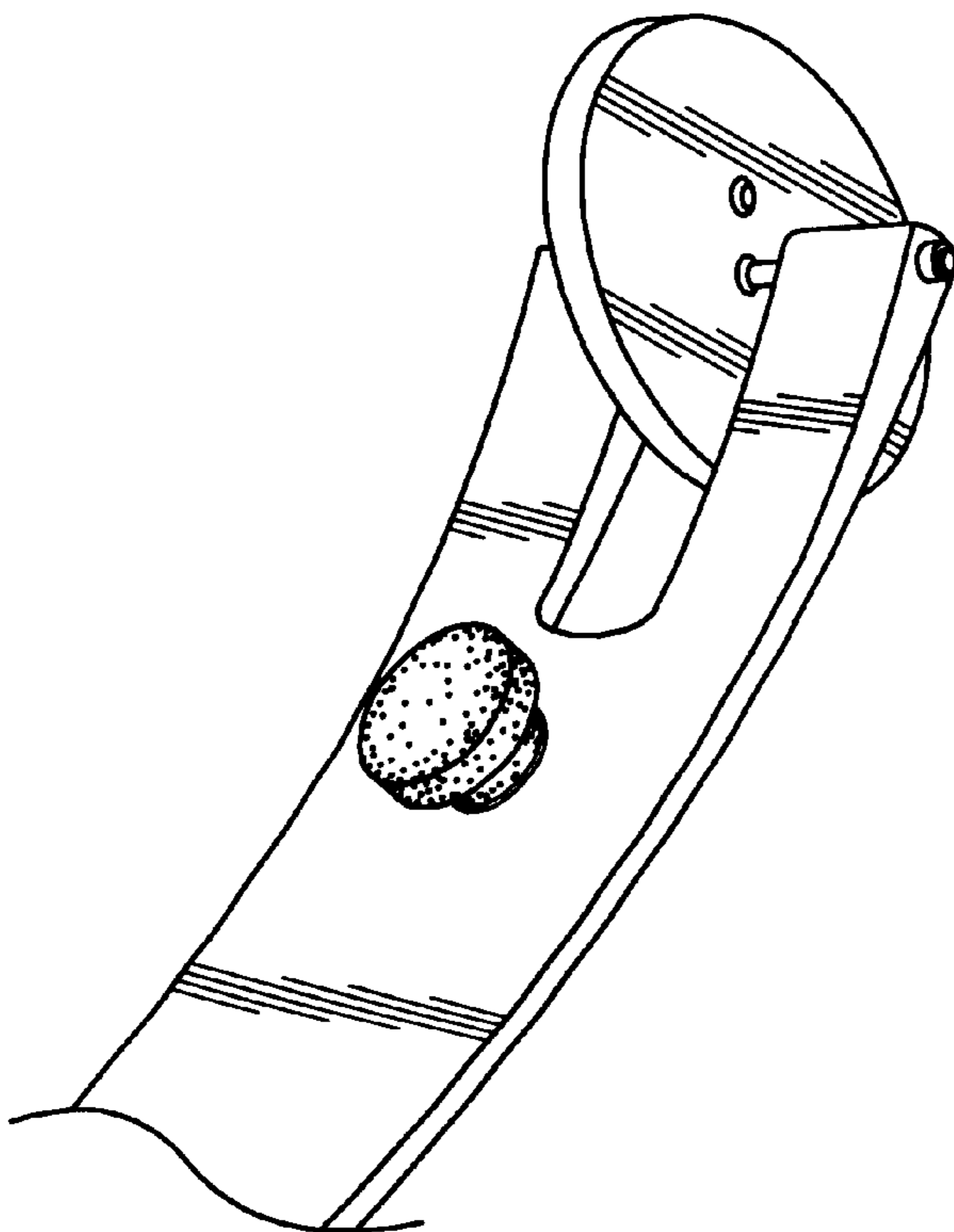


FIG. 1

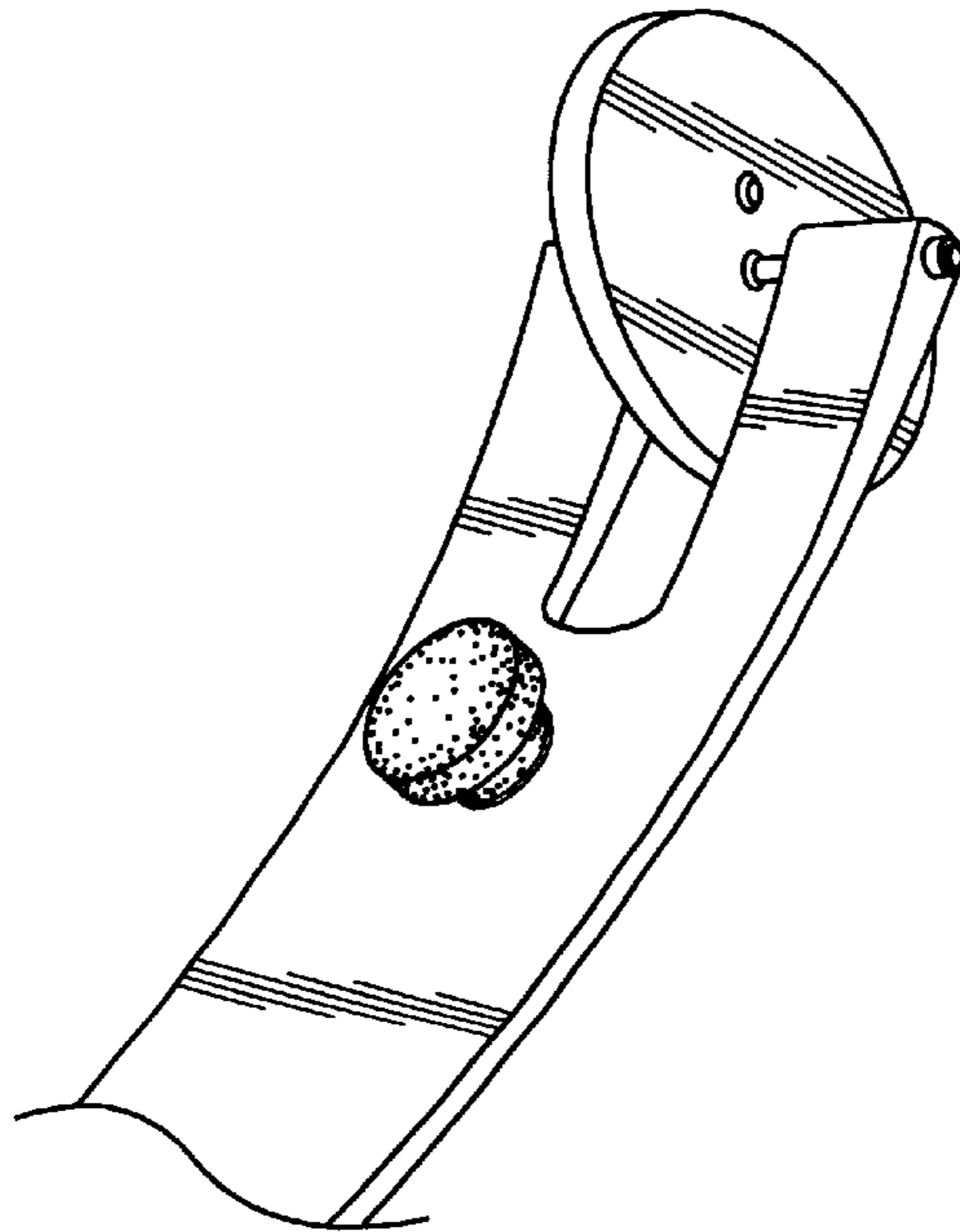


FIG. 3

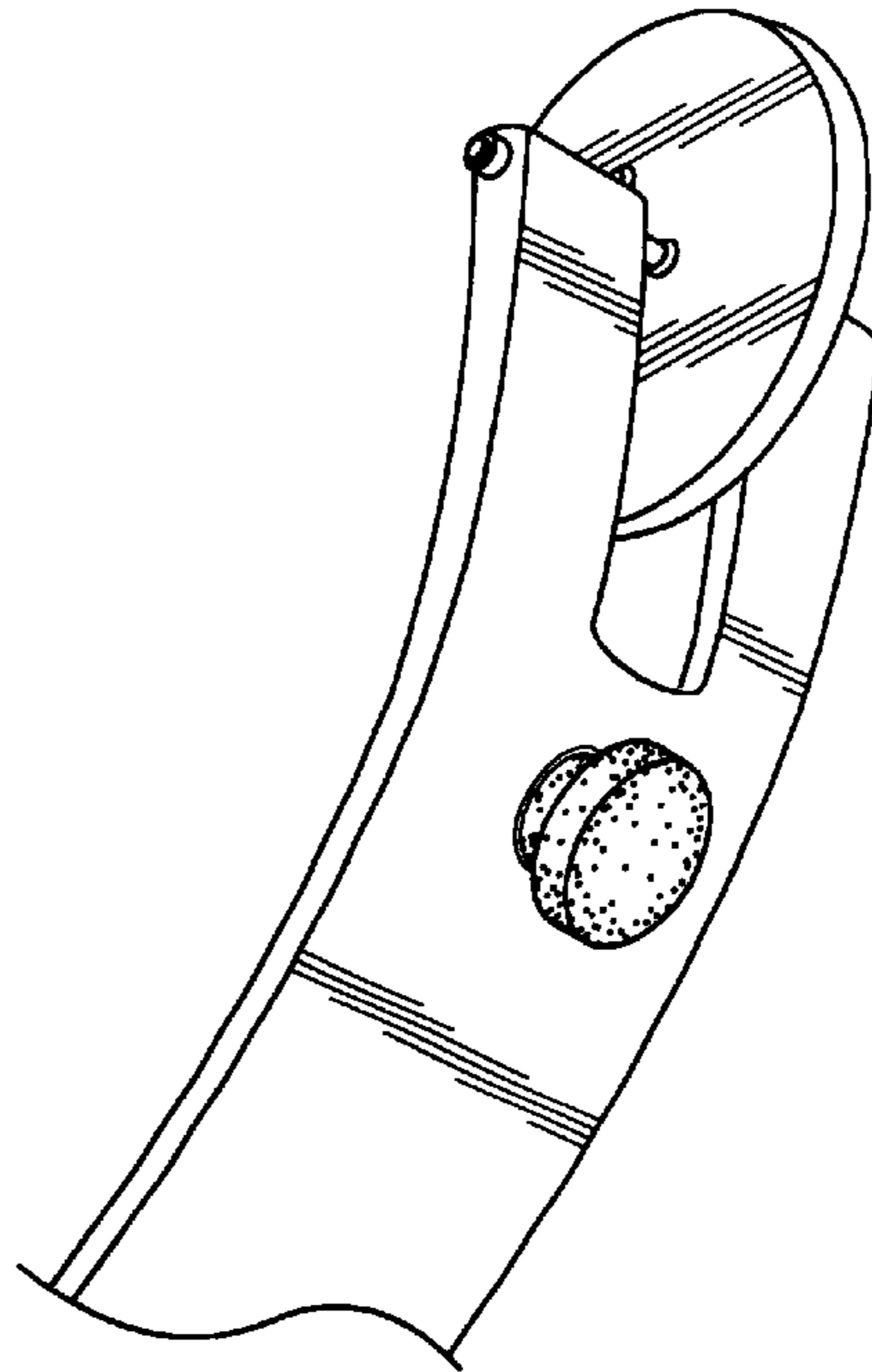


FIG. 2

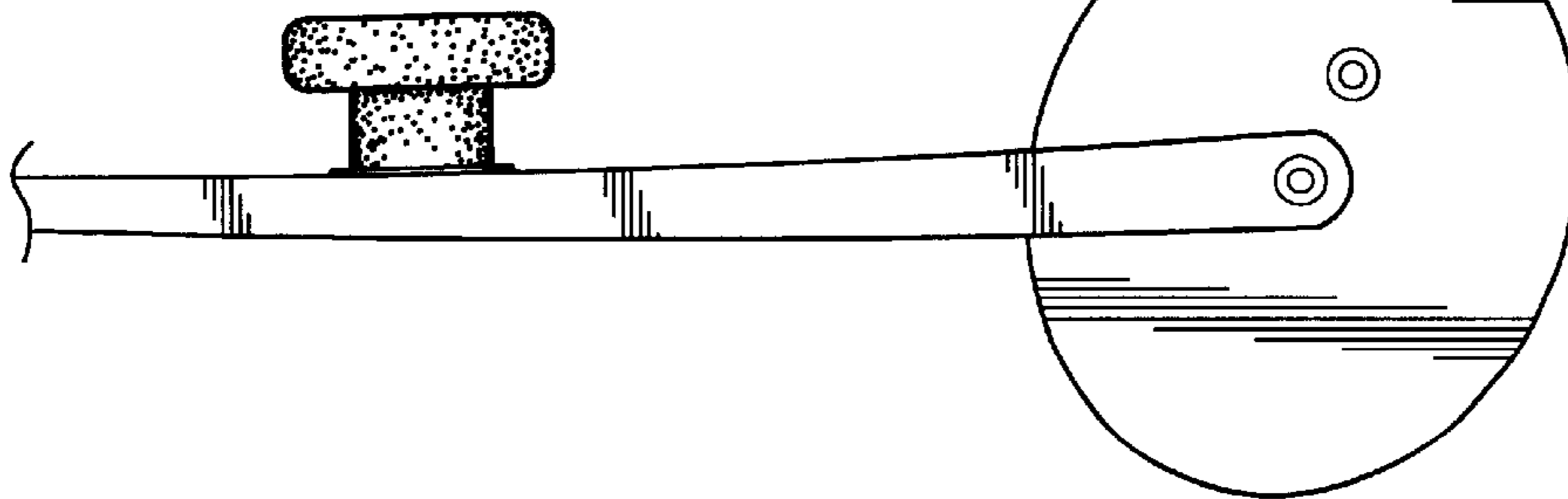


FIG. 4

