



US00D445142S

(12) **United States Design Patent**
Dupont

(10) **Patent No.:** **US D445,142 S**

(45) **Date of Patent:** **** Jul. 17, 2001**

(54) **GAME PIECE**

(76) **Inventor:** **Karen Dupont**, 25403 Chapel Ridge
La., Spring, TX (US) 77373

(**) **Term:** **14 Years**

(21) **Appl. No.:** **29/126,030**

(22) **Filed:** **Jul. 7, 2000**

(51) **LOC (7) Cl.** **21-01**

(52) **U.S. Cl.** **D21/386**

(58) **Field of Search** D21/334-368,
D21/385, 386, 388-391, 484, 486, 487,
503; 273/236-285, 288-291

(56) **References Cited**

U.S. PATENT DOCUMENTS

- D. 199,909 * 12/1964 Bodard, Jr. D21/376
- D. 212,542 * 10/1968 McCarthy D21/386
- D. 324,888 * 3/1992 Chin et al. D21/345
- D. 392,691 * 3/1998 Winder D21/391

- D. 393,667 * 4/1998 Perry D21/386
- D. 410,457 * 6/1999 Eyley D14/117
- D. 426,857 * 6/2000 Savage D21/301

* cited by examiner

Primary Examiner—Sandra L. Morris

(74) *Attorney, Agent, or Firm*—Kenneth A. Roddy

(57) **CLAIM**

The ornamental design for a game piece, as shown and described.

DESCRIPTION

FIG. 1 is a perspective view of a game piece showing my new design from the top, one end, and one side;

FIG. 2 is top plan view thereof, the bottom plan view being a mirror image of that shown;

FIG. 3 is a side elevation thereof, the opposite side being a mirror image of that shown; and,

FIG. 4 is an end elevation thereof, the opposite end being a mirror image of that shown.

1 Claim, 1 Drawing Sheet

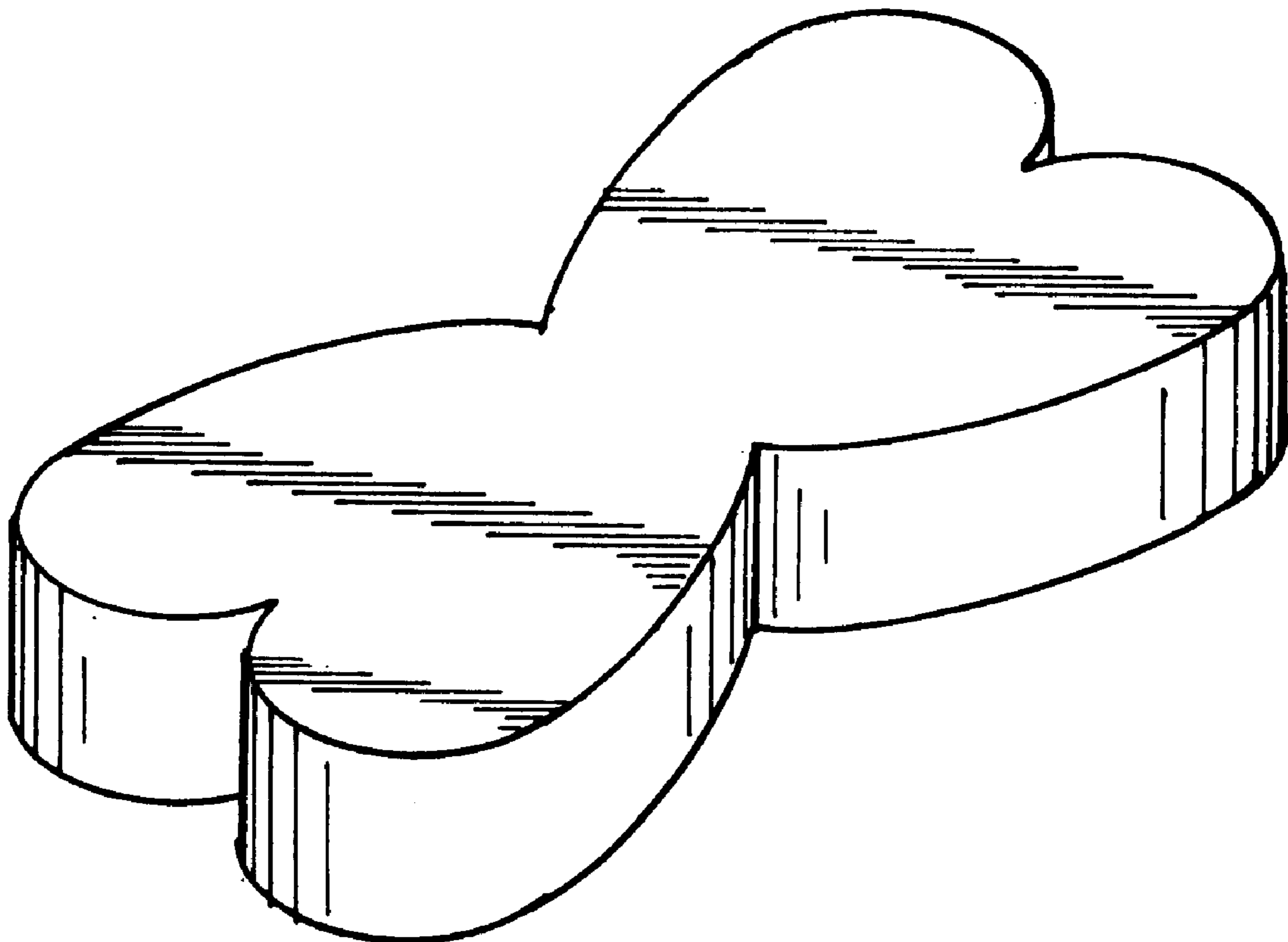


Fig. 2

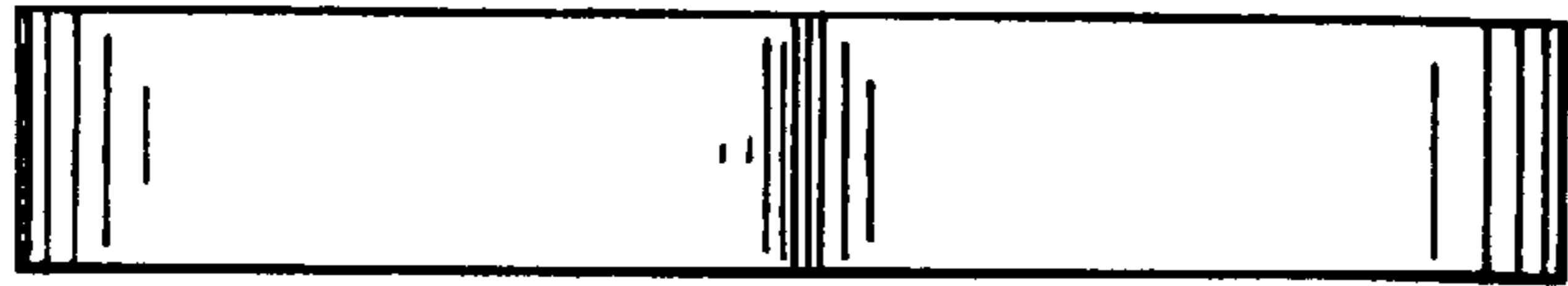
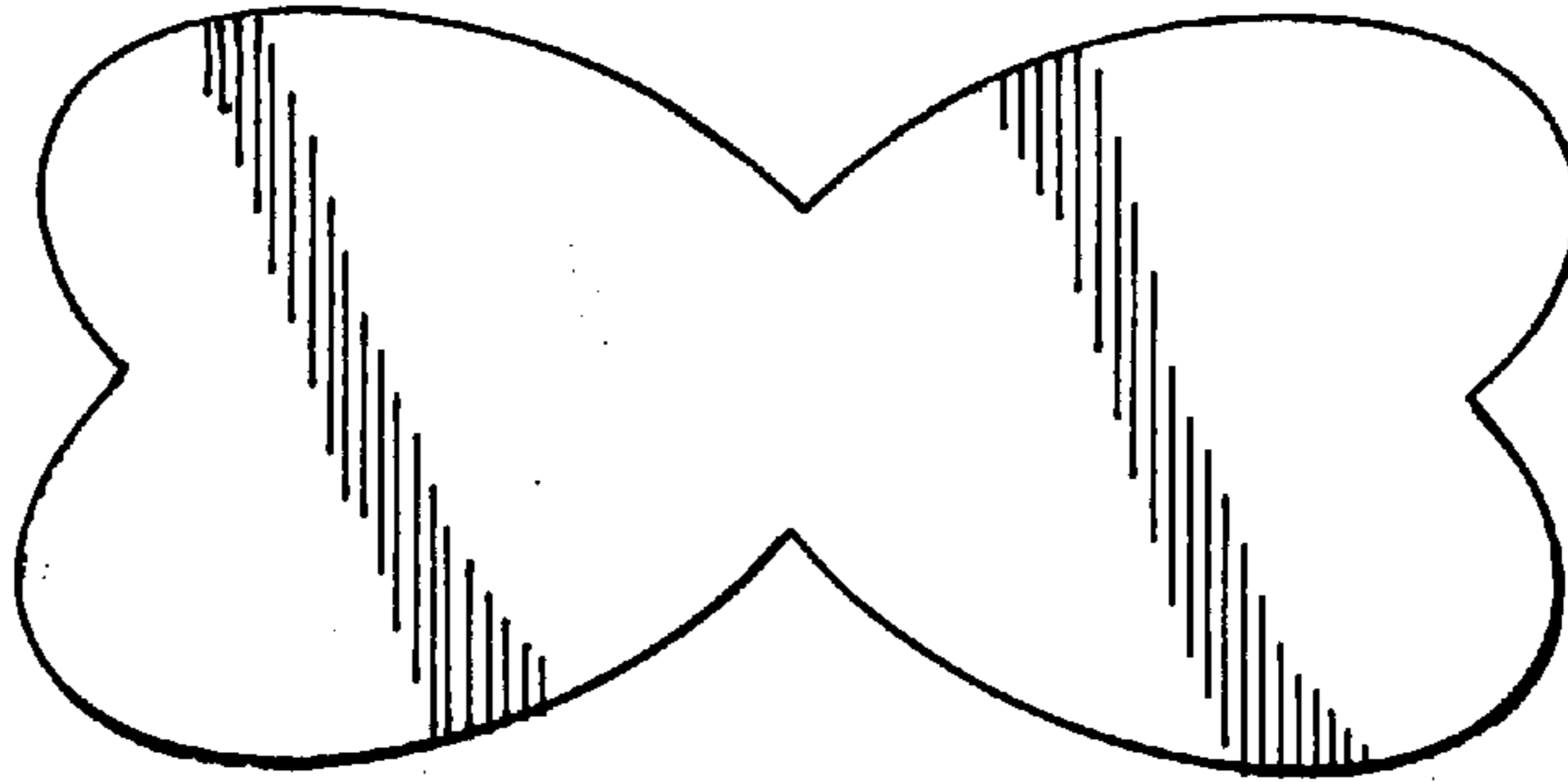


Fig. 3

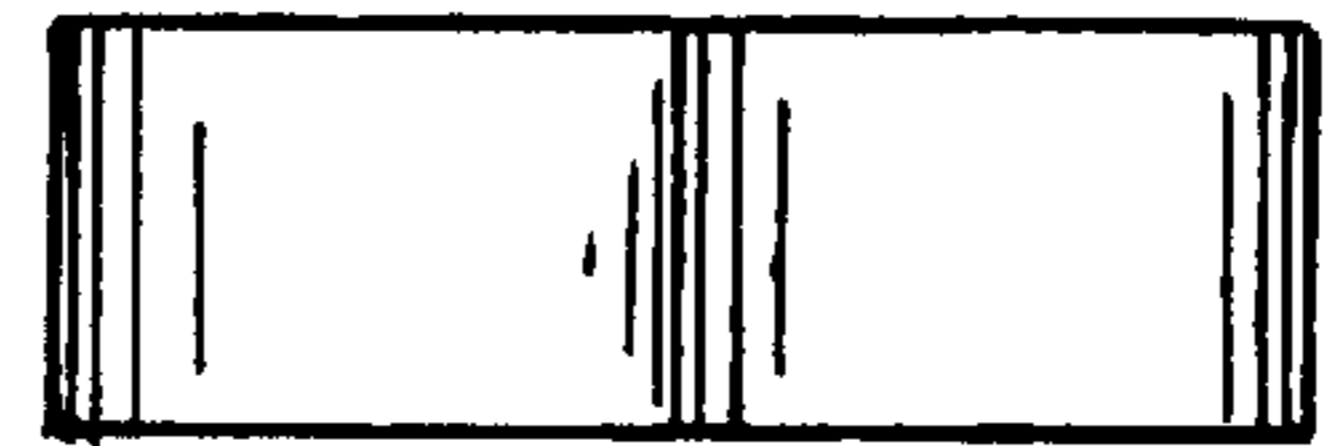


Fig. 4

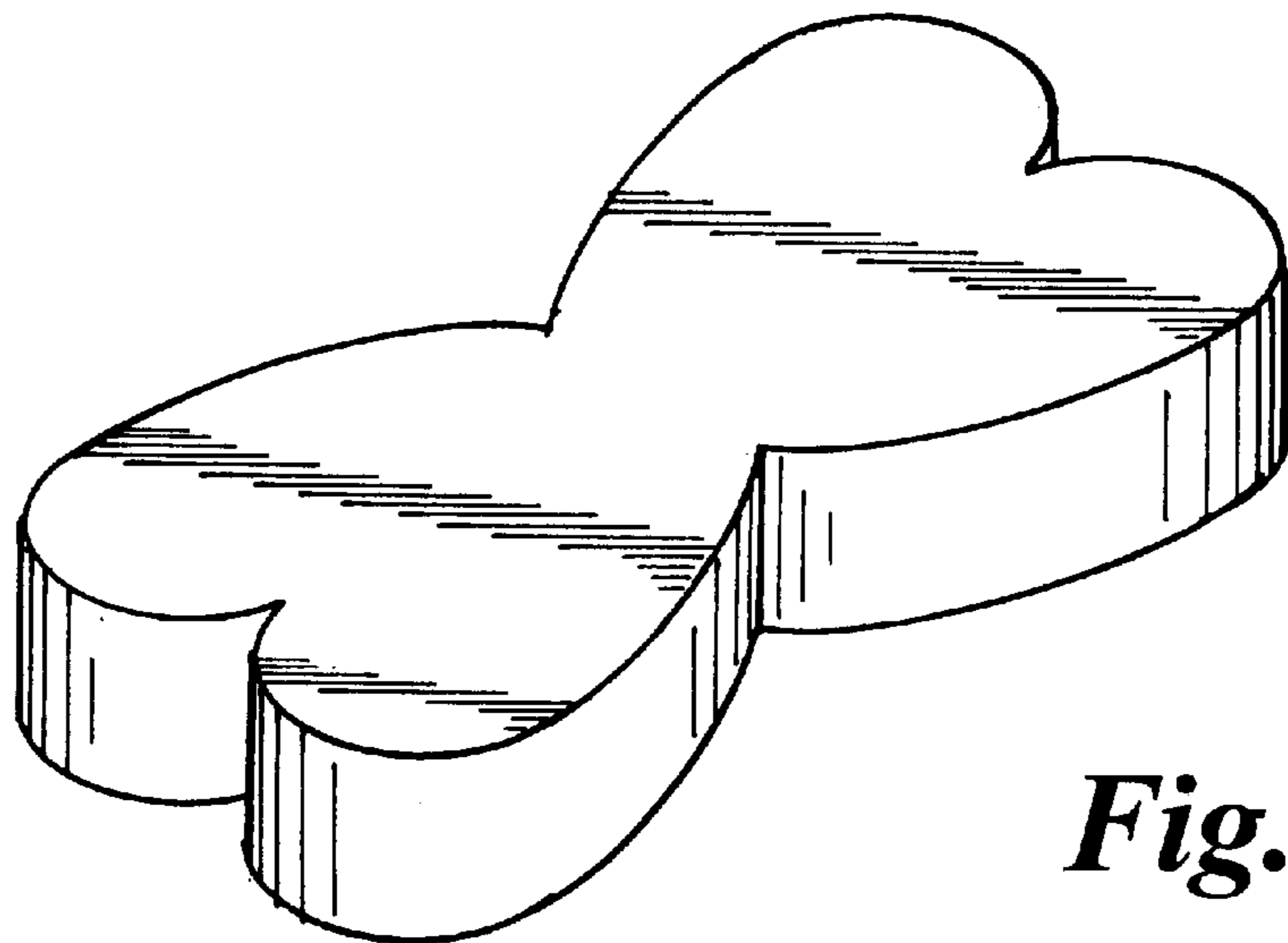


Fig. 1