



US00D445131S

(12) **United States Design Patent**  
**Keda**

(10) **Patent No.:** **US D445,131 S**

(45) **Date of Patent:** **\*\* Jul. 17, 2001**

(54) **WRITING INSTRUMENT**

2,468,258 \* 4/1949 Fahringer et al. .... 401/31  
3,356,440 \* 12/1967 Darst ..... 401/118

(75) Inventor: **Tadashi Keda**, Kawagoe (JP)

\* cited by examiner

(73) Assignee: **Kotobuki & Co., Ltd.**, Kyoto (JP)

*Primary Examiner*—Martie K. Holtje

(\*\*) Term: **14 Years**

(74) *Attorney, Agent, or Firm*—McGinn & Gibb, PLLC

(21) Appl. No.: **29/126,821**

(57) **CLAIM**

(22) Filed: **Jul. 26, 2000**

The ornamental design for a writing instrument, as shown and described.

(30) **Foreign Application Priority Data**

**DESCRIPTION**

Jan. 26, 2000 (JP) ..... 12-004349

(51) **LOC (7) Cl.** ..... **19-06**

(52) **U.S. Cl.** ..... **D19/51; D19/56**

(58) **Field of Search** ..... D19/35, 36, 41-51,  
D19/53-58, 81-85; 401/99, 100, 103, 104,  
109, 110, 115, 116, 209, 31, 118

FIG. 1 is a front elevational view of the writing instrument according to the present invention;  
FIG. 2 is a right side elevational view of the writing instrument of FIG. 1, the left side being a mirror image of the right side;  
FIG. 3 is a rear elevational view of the writing instrument of FIG. 1;  
FIG. 4 is a top plan view of the writing instrument of FIG. 1;  
FIG. 5 is a bottom plan view of the writing instrument of FIG. 1; and,  
FIG. 6 is a perspective view of the writing instrument of FIG. 1, with the writing tip of the writing instrument being projected.

(56) **References Cited**

**U.S. PATENT DOCUMENTS**

- D. 318,879 \* 8/1991 Porsche ..... D19/51
- D. 336,491 \* 6/1993 Vitrac ..... D19/43
- D. 366,062 \* 1/1996 Takahashi ..... D19/51
- D. 377,664 \* 1/1997 Izushima ..... D19/51
- D. 404,765 \* 1/1999 Izushima et al. .... D19/51
- D. 421,053 \* 2/2000 Izushima ..... D19/51

**1 Claim, 2 Drawing Sheets**



FIG. 2

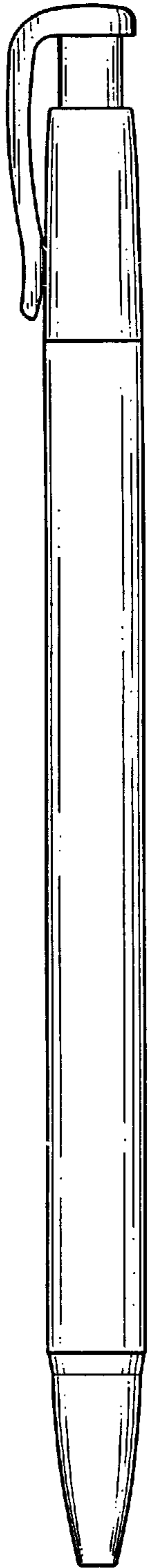


FIG. 1




FIG. 3




FIG. 6



FIG. 4



FIG. 5

