



US00D445130S

(12) **United States Design Patent**
Ginelli

(10) **Patent No.:** **US D445,130 S**

(45) **Date of Patent:** **** Jul. 17, 2001**

(54) **TRIM DOUBLE ENDED MARKER PEN**

4,600,327 * 7/1986 Guzman 401/18
5,174,672 * 12/1992 Townsend 401/6

(76) Inventor: **Richard Ginelli**, 111 Page Dr.,
Oakland, NJ (US) 04736

* cited by examiner

(**) Term: **14 Years**

Primary Examiner—Martie K. Holtje
(74) *Attorney, Agent, or Firm*—Sperry, Zoda & Kane

(21) Appl. No.: **29/135,221**

(57) **CLAIM**

(22) Filed: **Jan. 8, 2001**

The ornamental design for a trim double ended marker pen,
as shown and described.

(51) **LOC (7) Cl.** **19-06**

(52) **U.S. Cl.** **D19/36; D19/43; D19/57**

(58) **Field of Search** **D19/35, 36, 41-51,**
D19/53-58, 81-85; 401/209, 29, 34, 202,
262, 243-247, 17, 18

DESCRIPTION

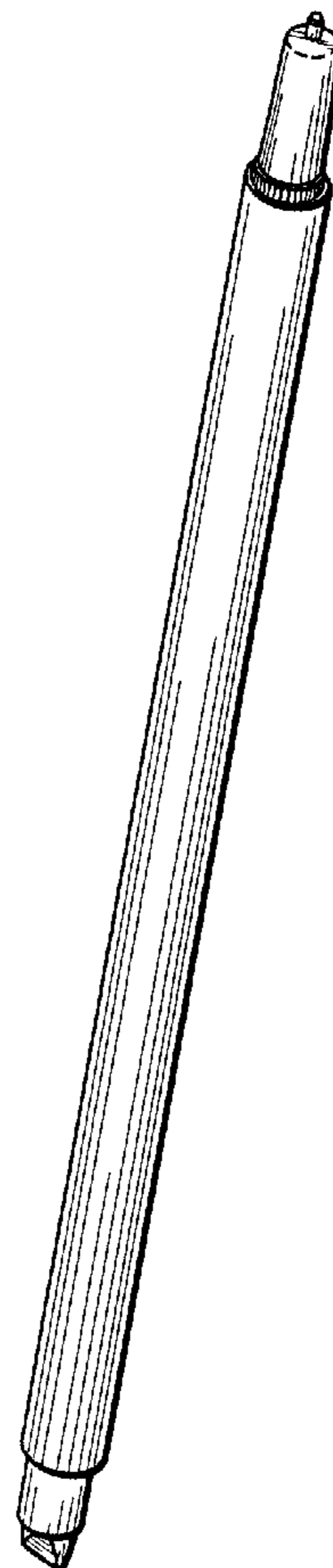
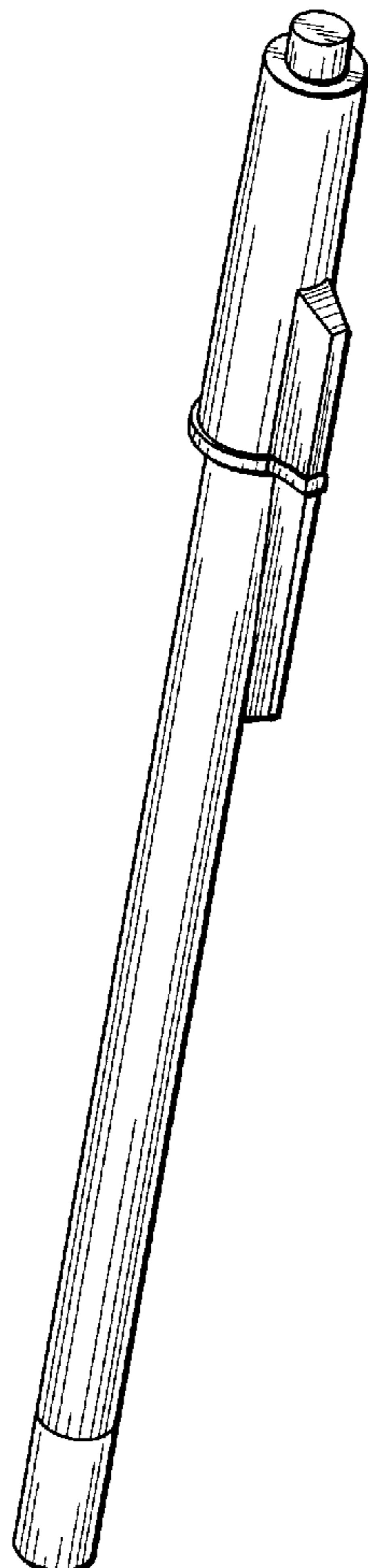
(56) **References Cited**

U.S. PATENT DOCUMENTS

D. 284,676	*	7/1986	Malm	D19/51
D. 310,542	*	9/1990	Regnault	D19/43
D. 328,917	*	8/1992	Shike et al.	D19/36
D. 383,780	*	9/1997	Young	D19/49
D. 412,531	*	8/1999	Blair	D19/36
2,571,620	*	10/1951	Sala	401/34 X
3,077,184	*	2/1963	Vogel	401/34

FIG. 1 is a left front perspective view of a trim double ended marker pen showing my new design;
FIG. 2 is a perspective view of the design of FIG. 1 with the cap members removed for ease of illustration;
FIG. 3 is a top plan view of FIG. 1;
FIG. 4 is a front elevational view of FIG. 1;
FIG. 5 is a left side elevational view of FIG. 1, the right side being a mirror image thereof;
FIG. 6 is a rear elevational view of FIG. 1; and,
FIG. 7 is a bottom plan view of FIG. 1.

1 Claim, 2 Drawing Sheets



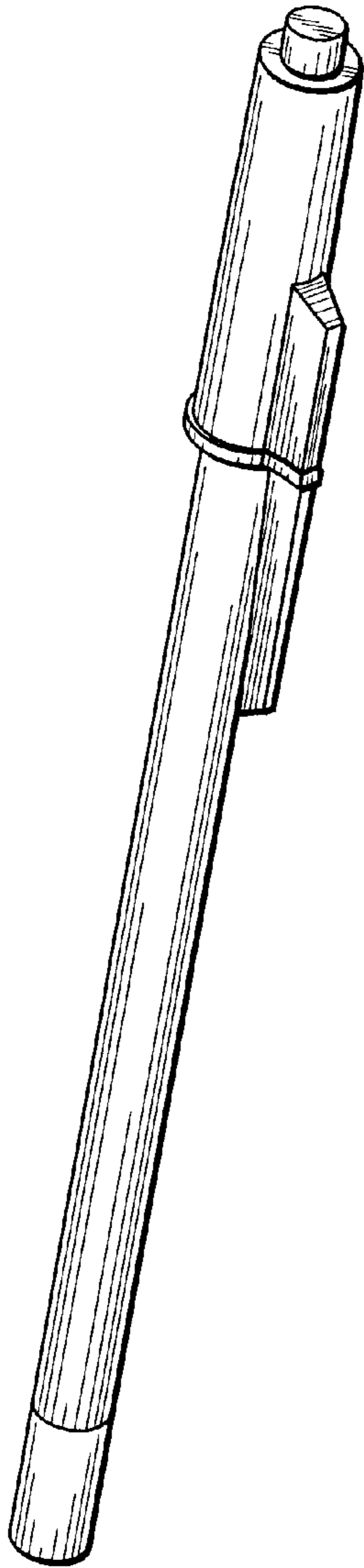


FIG. 1

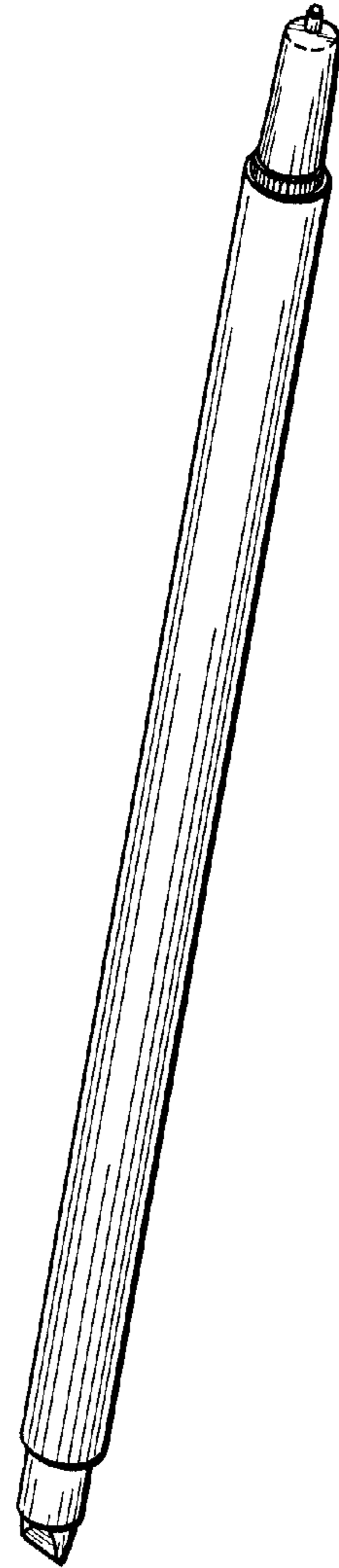


FIG. 2



FIG. 3

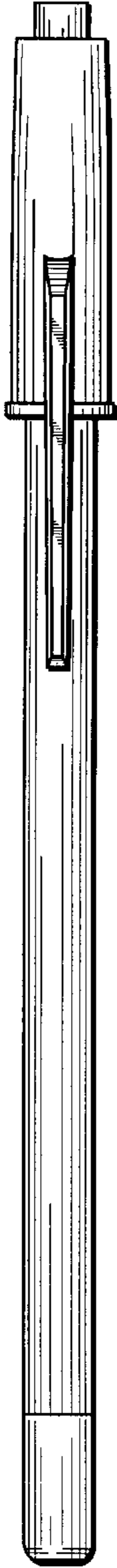


FIG. 4



FIG. 5

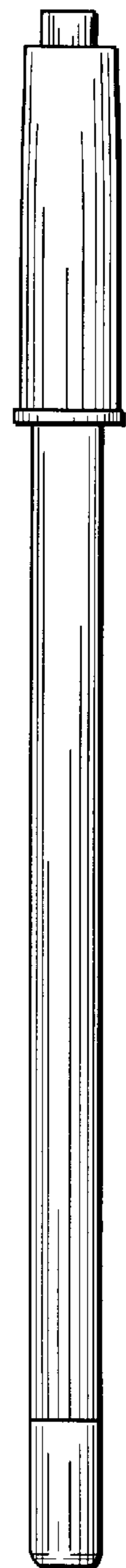


FIG. 6

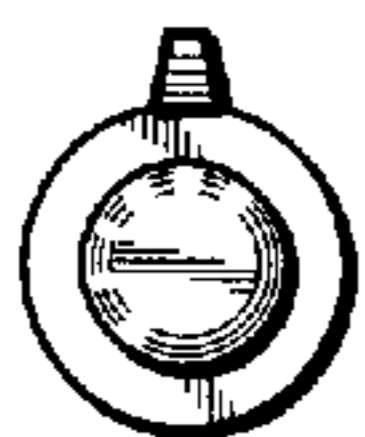


FIG. 7