



US00D445126S

(12) **United States Design Patent**
Shimizu

(10) **Patent No.:** **US D445,126 S**

(45) **Date of Patent:** **** Jul. 17, 2001**

(54) **COMPUTER PRINTER**

(75) Inventor: **Hisakazu Shimizu**, Tokyo (JP)

(73) Assignee: **Canon Kabushiki Kaisha**, Tokyo (JP)

(**) Term: **14 Years**

(21) Appl. No.: **29/127,094**

(22) Filed: **Aug. 1, 2000**

(30) **Foreign Application Priority Data**

Feb. 18, 2000 (JP) 12-008190

(51) **LOC (7) Cl.** **14-02**

(52) **U.S. Cl.** **D18/53; D10/46**

(58) **Field of Search** **D18/36-39, 53;**
346/134, 136, 145, 29; D10/63, 46

(56) **References Cited**

U.S. PATENT DOCUMENTS

- D. 228,152 * 8/1973 Matwey D18/39
- D. 295,613 * 5/1988 Tanner D10/46
- D. 302,551 * 8/1989 Leong et al. D10/46
- D. 305,208 * 12/1989 Ross et al. D10/46
- D. 306,157 * 2/1990 Davis et al. D18/53
- D. 307,725 * 5/1990 Paik D10/46
- D. 332,623 * 1/1993 Iwanaga D18/53
- D. 339,374 * 9/1993 Chow et al. D18/53
- D. 340,066 * 10/1993 Iwanaga D18/53

- D. 342,907 * 1/1994 Kamatsuda D10/63
- D. 347,239 * 5/1994 Okamoto et al. D18/53
- D. 350,973 * 9/1994 Lucker D18/39
- D. 362,457 9/1995 Shimizu D18/39
- D. 400,571 11/1998 Shimizu D18/54
- D. 400,917 * 11/1998 Kajikawa et al. D18/53
- D. 407,740 * 4/1999 Ina et al. D18/53
- D. 408,848 * 4/1999 Flores et al. D18/53
- 5,810,494 * 9/1998 Menard et al. 346/136

* cited by examiner

Primary Examiner—Cathy Anne MacCormac
(74) *Attorney, Agent, or Firm*—Fitzpatrick, Cella, Harper & Scinto

(57) **CLAIM**

The ornamental design for a computer printer, as shown and described.

DESCRIPTION

FIG. 1 is a front view of a computer printer, showing my new design;
FIG. 2 is a rear view thereof;
FIG. 3 is a top plan view thereof;
FIG. 4 is a bottom plan view thereof;
FIG. 5 is a left side view thereof;
FIG. 6 is a right side view thereof; and,
FIG. 7 is a perspective view thereof.

1 Claim, 6 Drawing Sheets




FIG. 1

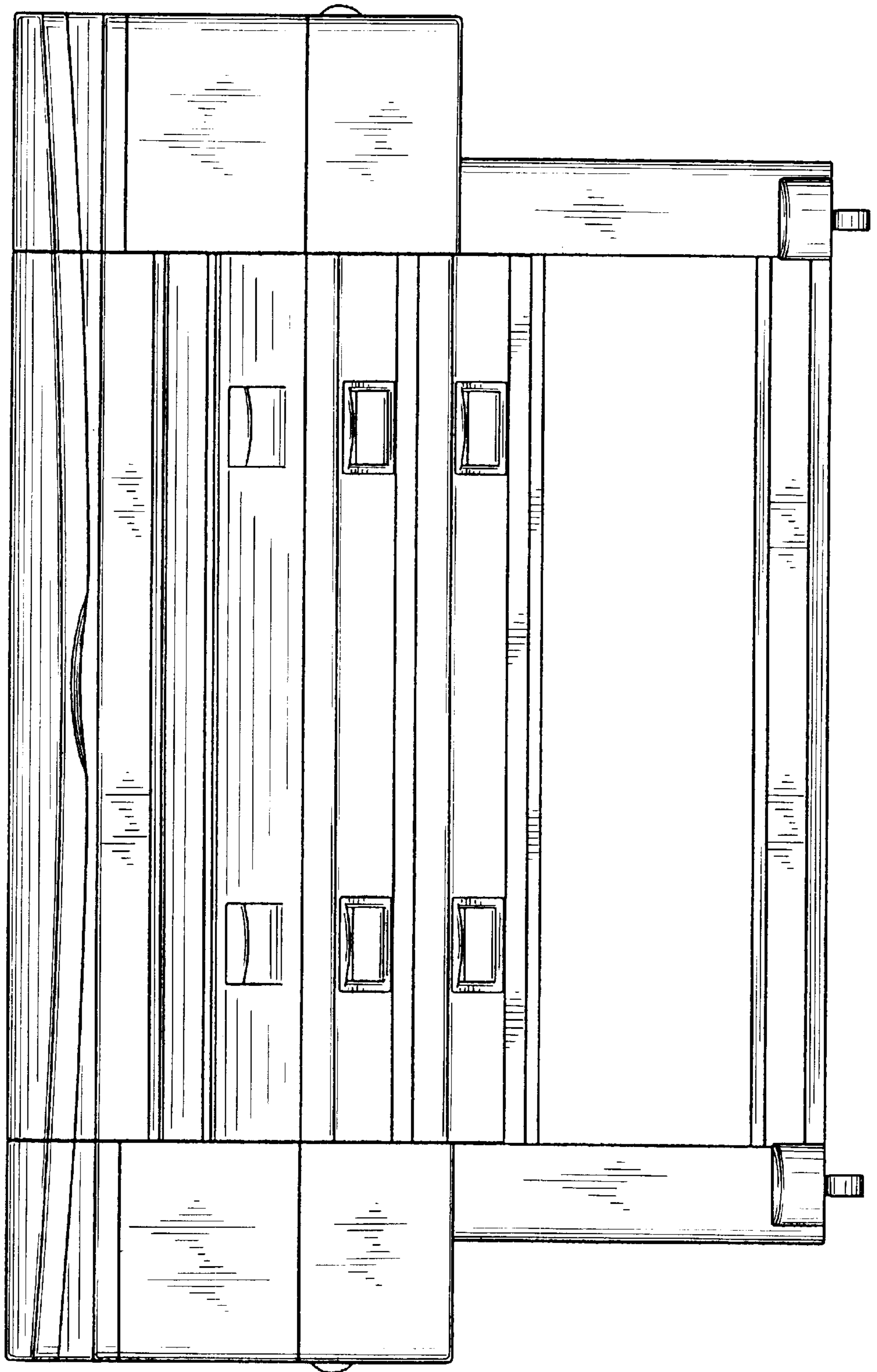


FIG. 2

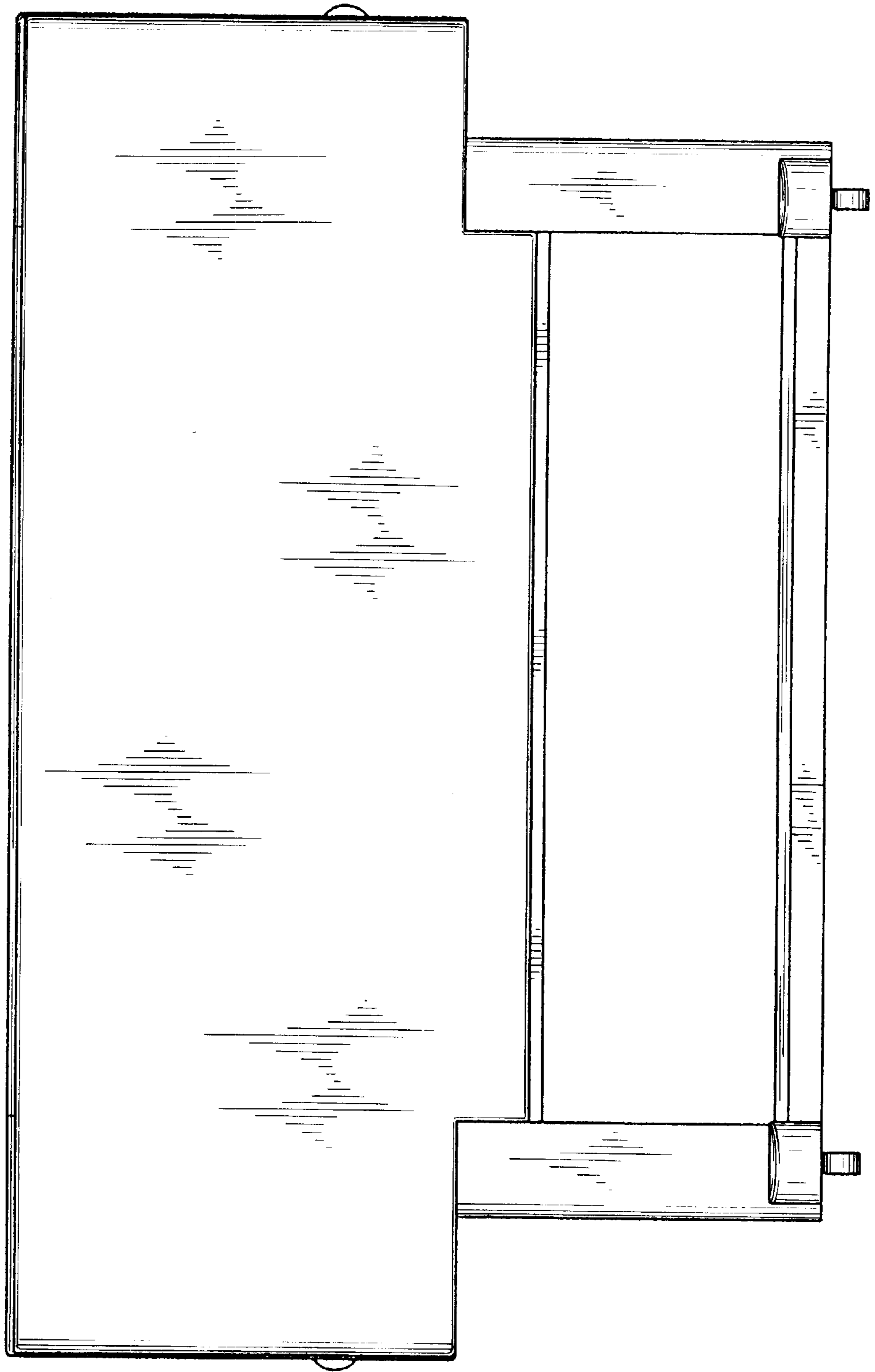


FIG. 3

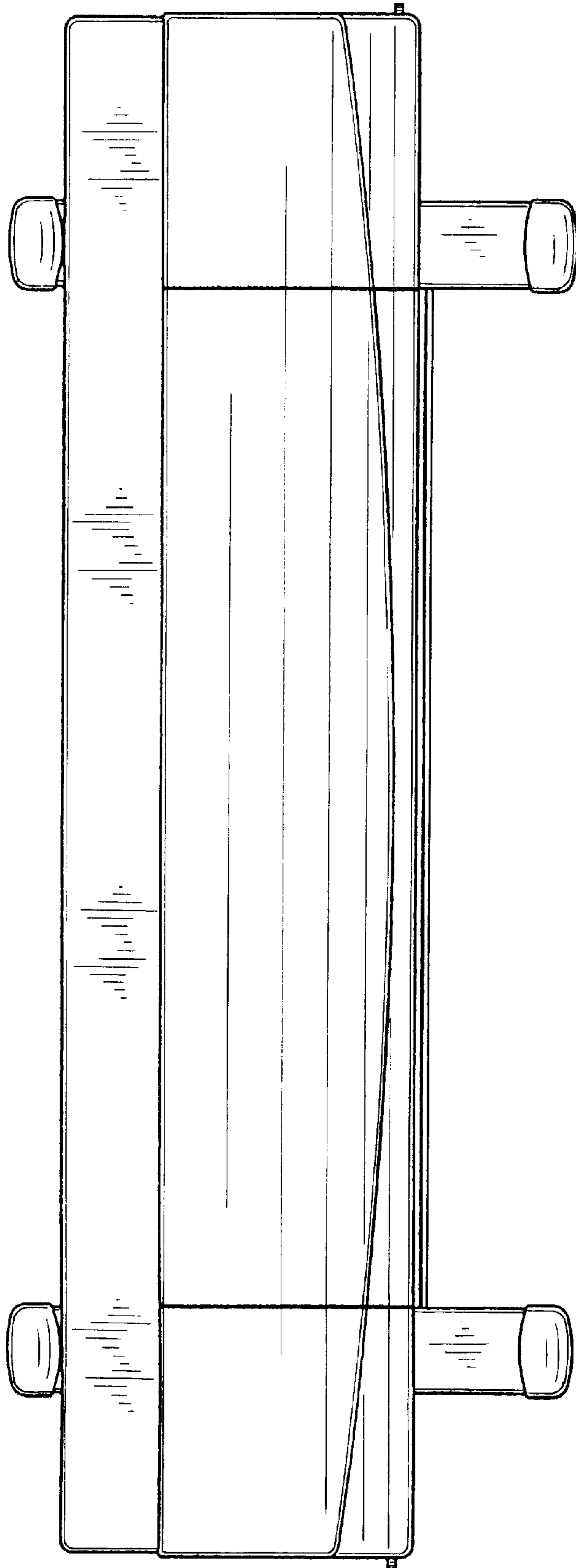


FIG. 4

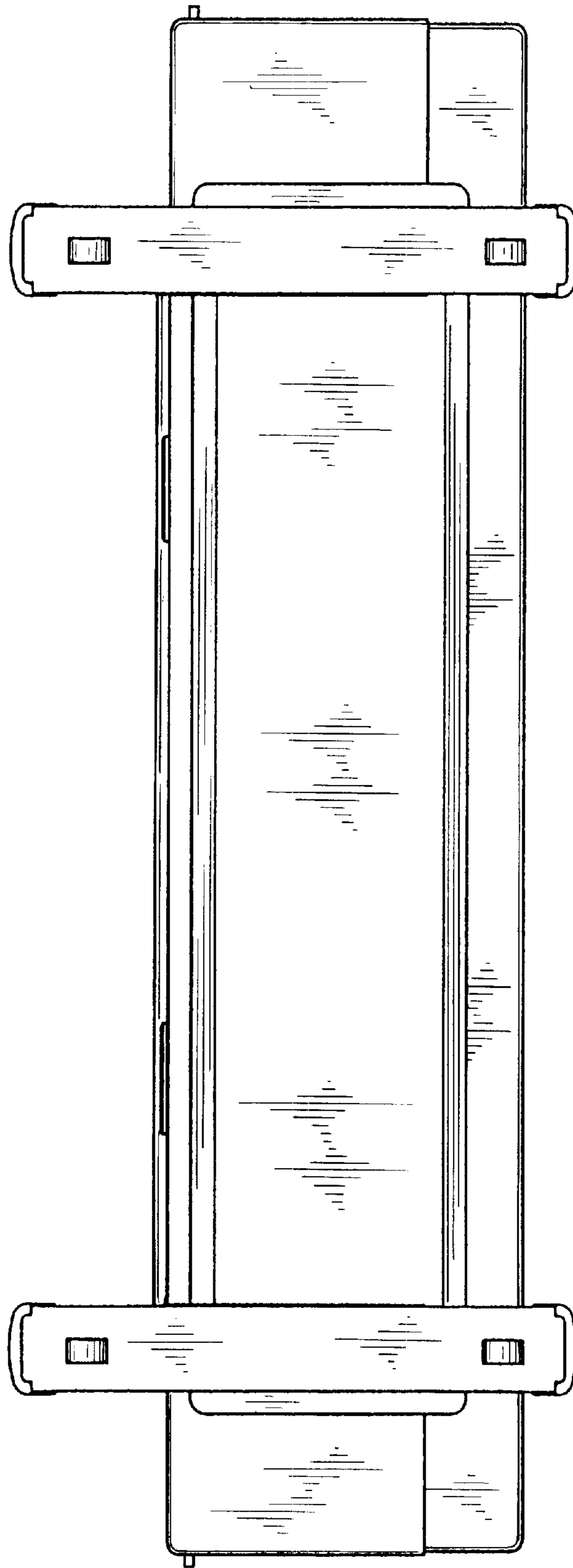


FIG. 6

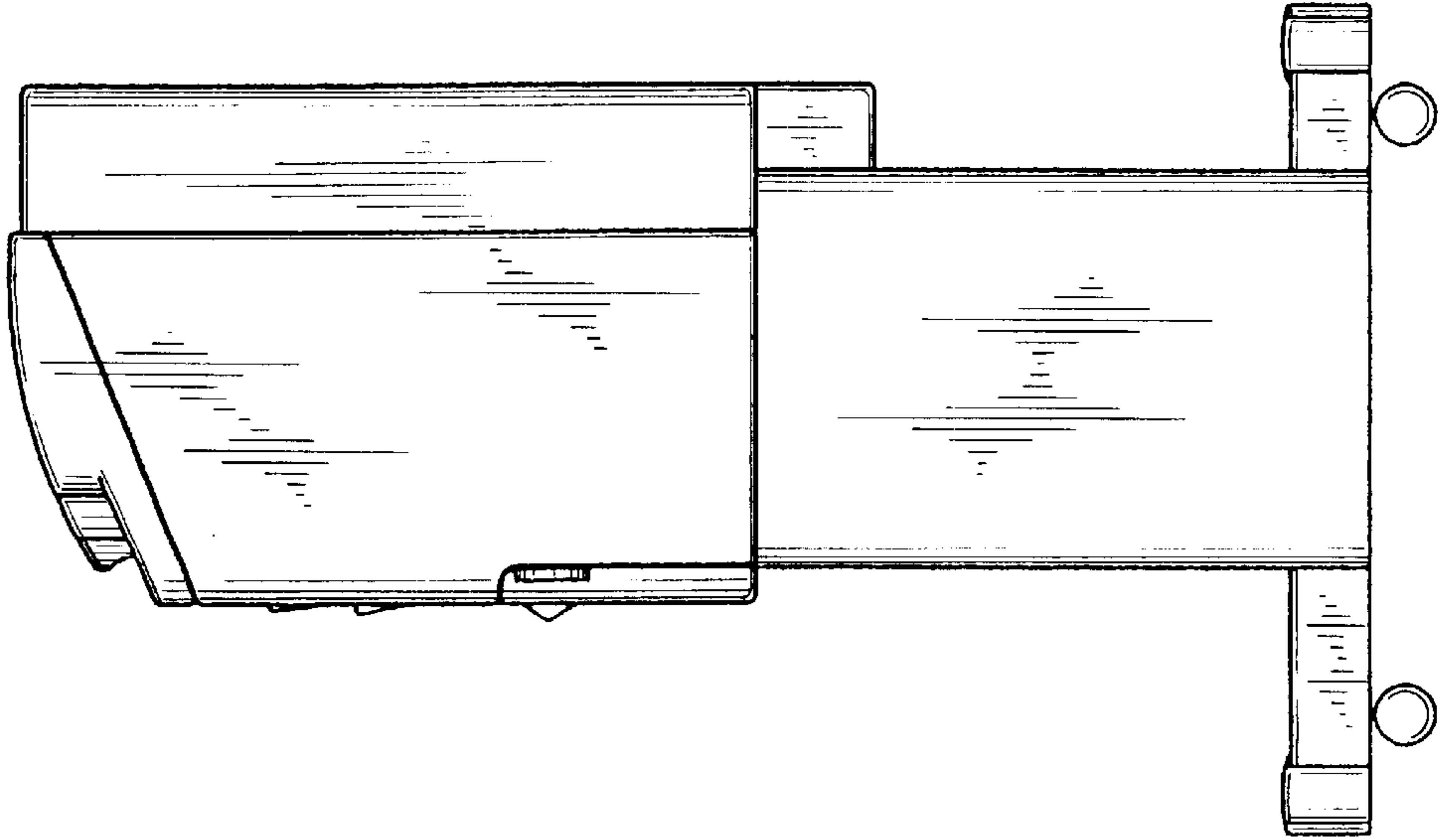


FIG. 5

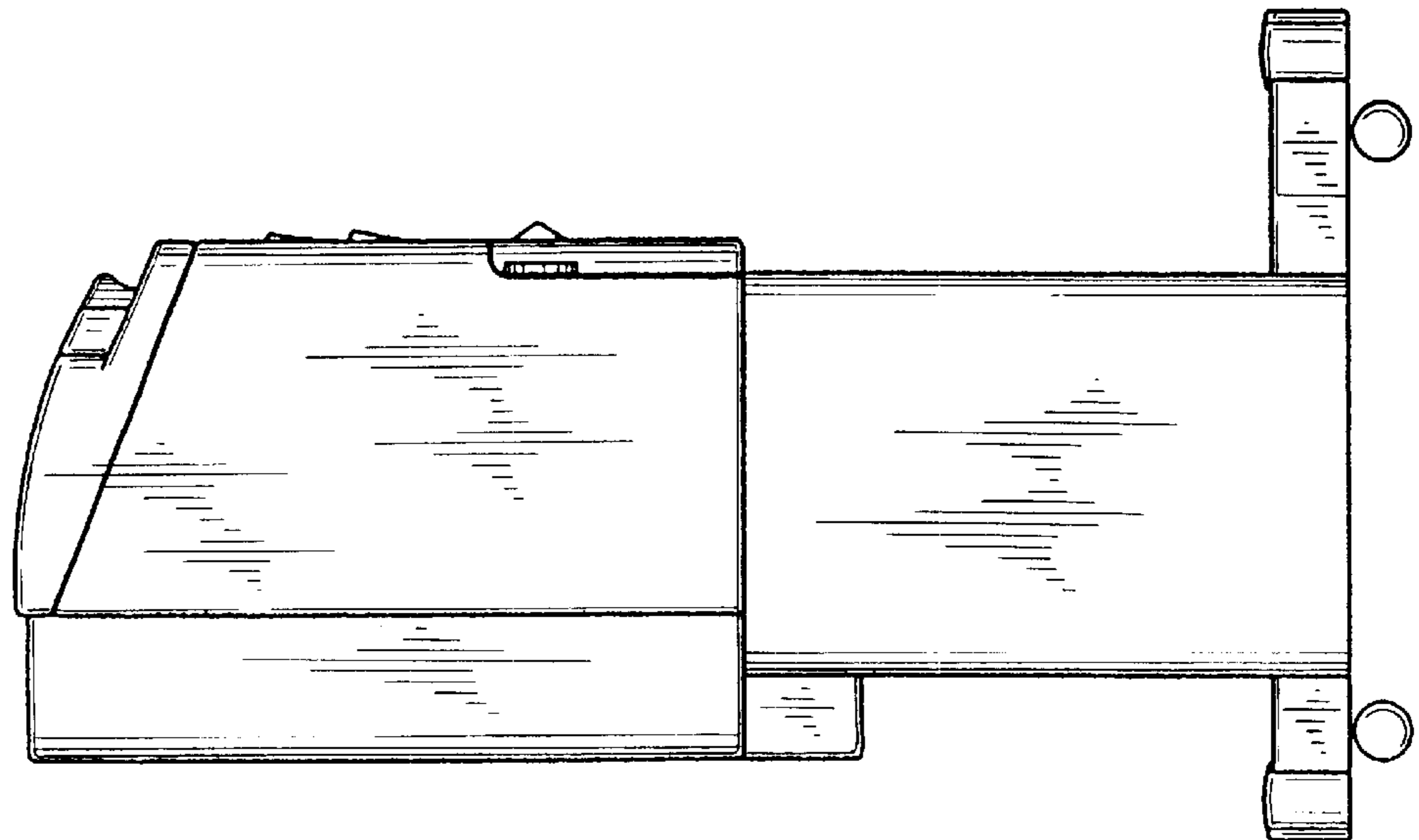


FIG. 7

