



US00D445114S

(12) **United States Design Patent**
Burmeister et al.

(10) **Patent No.:** **US D445,114 S**

(45) **Date of Patent:** **** Jul. 17, 2001**

(54) **OUTBOARD COWLING**

(75) Inventors: **Scott N. Burmeister**, Libertyville;
Robert B. Gowens, Lake Bluff, both of
IL (US); **Peter J. Van Lancker**, Palm
City; **Robert Brady**, Sarasota, both of
FL (US)

(73) Assignee: **Bombardier Inc.**, Valcourt (CA)

(**) Term: **14 Years**

(21) Appl. No.: **29/130,296**

(22) Filed: **Sep. 29, 2000**

(51) **LOC (7) Cl.** **15-01**

(52) **U.S. Cl.** **D15/4**

(58) **Field of Search** D15/1-5; 440/52,
440/84, 88, 3, 4, 6, 900; 123/495; 290/43,
46, 54

(56) **References Cited**

U.S. PATENT DOCUMENTS

D. 257,353	10/1980	Fogolin .
D. 272,357	1/1984	Hall et al. .
D. 272,358	1/1984	Hall et al. .
D. 274,909	7/1984	Ferguson et al. .
D. 275,394	9/1984	Ferguson et al. .
D. 275,487	9/1984	Ferguson et al. .
D. 286,157	10/1986	Mikado et al. .
D. 289,169	4/1987	Mikado et al. .
D. 289,170	4/1987	Mikado et al. .
D. 318,474	7/1991	Reynolds .
D. 323,508	1/1992	Hirshberg et al. .
D. 332,265	1/1993	Osumi .
D. 358,076	5/1995	Woller et al. .
D. 359,290	6/1995	Takeuchi .
D. 387,775	12/1997	Tekura .
D. 403,684	1/1999	Oishi .

D. 409,205	5/1999	Ohsumi et al. .
D. 412,911	8/1999	Iekura .
D. 418,519	1/2000	Iekura .
D. 421,444	3/2000	Hatch et al. .
D. 422,599	4/2000	Iekura .
D. 428,616 *	7/2000	Iekura D15/4
5,830,021 *	11/1998	Takahashi et al. 440/88

OTHER PUBLICATIONS

Advertising of Honda marine outboards at web address
www.honda-marine.com on Aug. 28, 2000.

Advertising of Mercury Marine outboards at web address
www.mercurymarine.com on Aug. 28, 2000.

Advertising of Suzuki marine outboards at web address
www.suzukimarine.com on Aug. 28, 2000.

Advertising of Yamaha marine outboards at web address
www.yamaha-motor.com on Aug. 28, 2000.

* cited by examiner

Primary Examiner—Melody N. Brown

(74) *Attorney, Agent, or Firm*—Pillsbury Winthrop LLP

(57) **CLAIM**

The ornamental design for an outboard cowling, as shown
and described.

DESCRIPTION

FIG. 1 is a perspective view of an outboard cowling in
accordance with the present invention.

FIG. 2 is a left side view of the outboard cowling shown in
FIG. 1, the right side view being a mirror image thereof.

FIG. 3 is a rear view of the outboard cowling shown in FIG.
1.

FIG. 4 is a front view of the outboard cowling shown in FIG.
1; and,

FIG. 5 is a top view of the outboard cowling shown in FIG.
1.

1 Claim, 3 Drawing Sheets

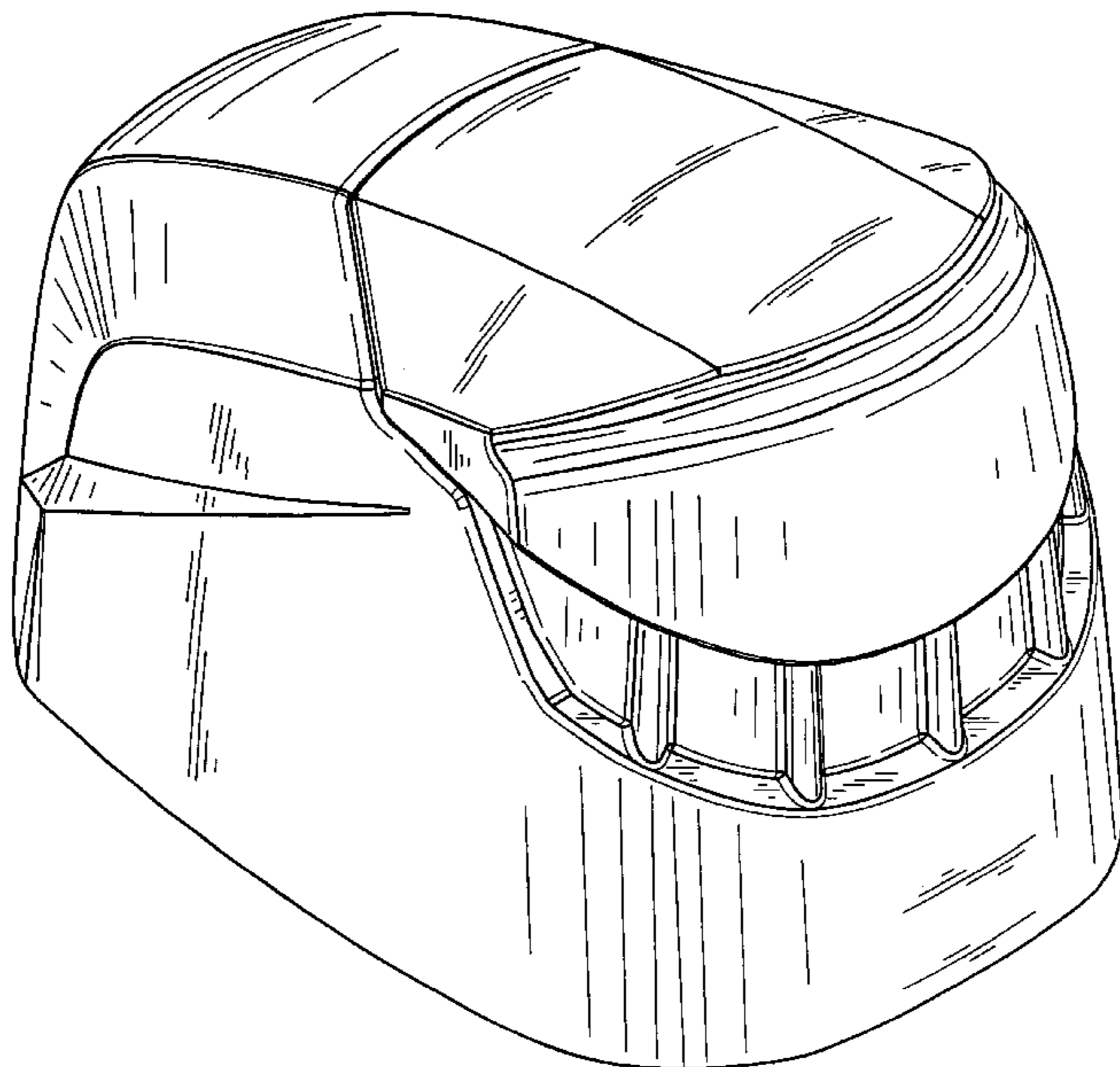


FIG. 1

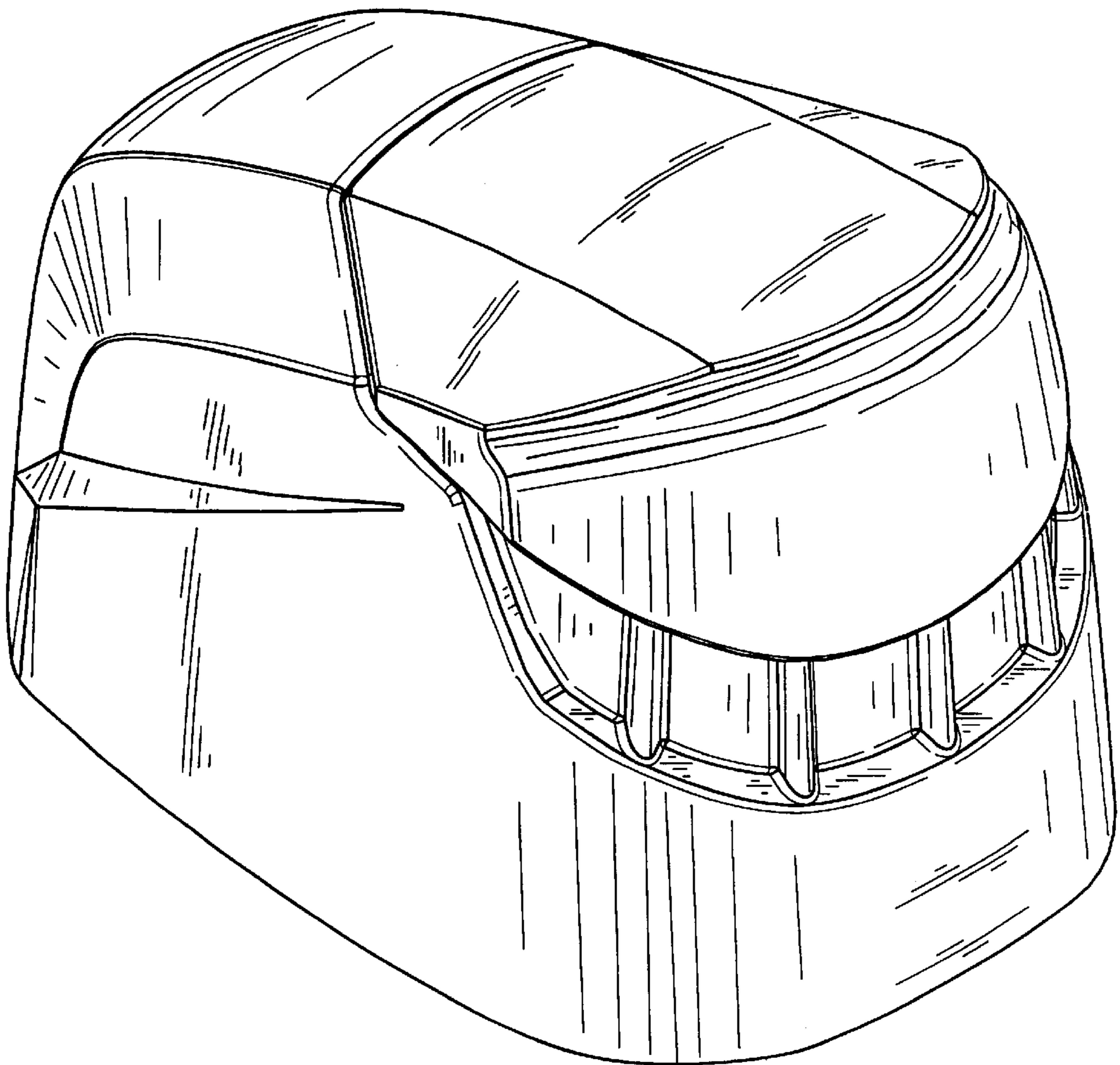


FIG. 2

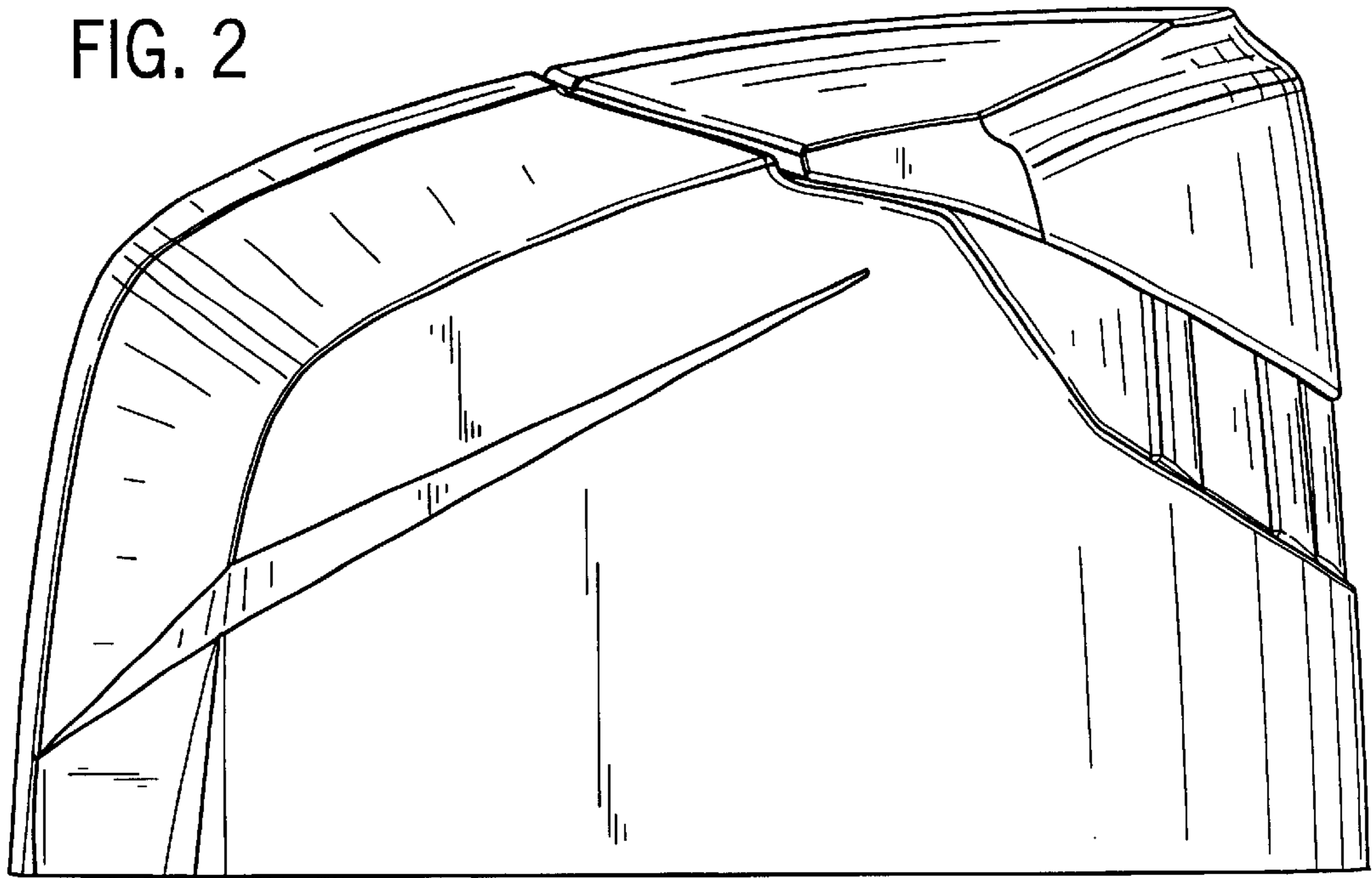


FIG. 3

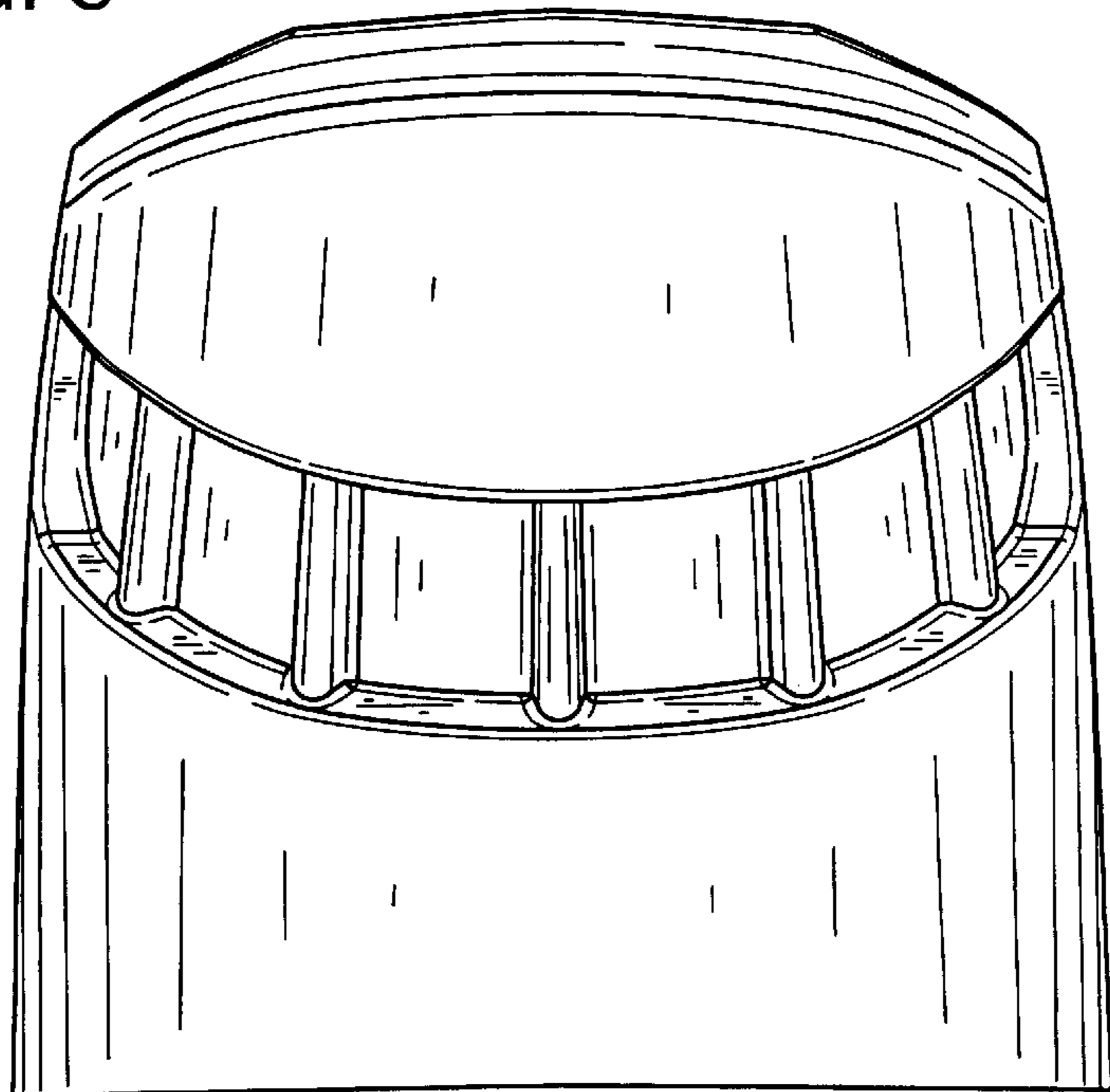


FIG. 4

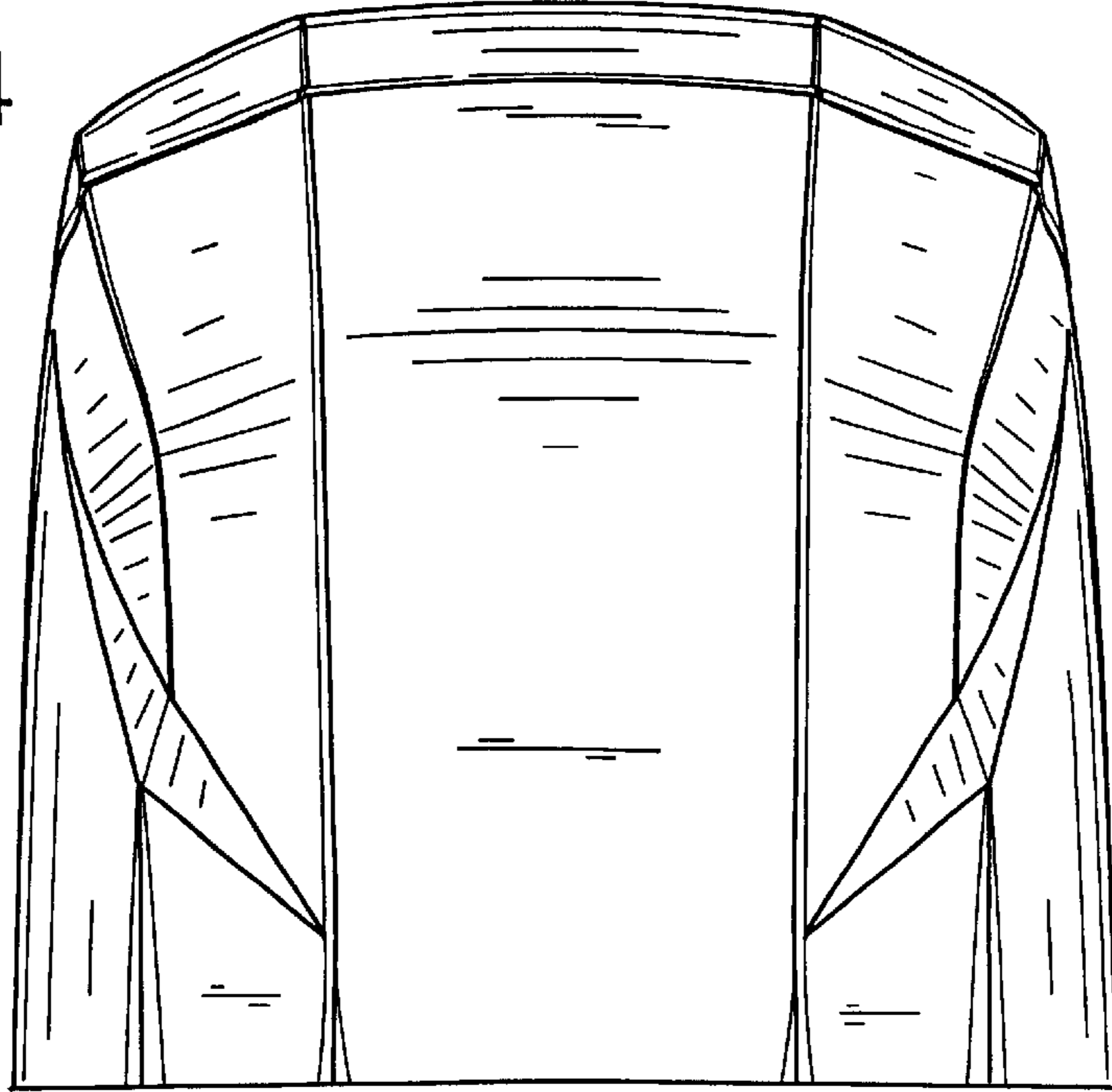


FIG. 5

