



US00D445113S

(12) **United States Design Patent**
Siegel

(10) **Patent No.:** **US D445,113 S**

(45) **Date of Patent:** **** Jul. 17, 2001**

(54) **COMPACT DISC**

5,882,555 * 3/1999 Rohde et al. 369/280 X

(75) Inventor: **Alan A. Siegel**, Orlando, FL (US)

FOREIGN PATENT DOCUMENTS

(73) Assignee: **Shape CD, Inc.**, Orlando, FL (US)

M9702996 9/1997 (DE) .

M9704019 9/1997 (DE) .

(**) Term: **14 Years**

29709648 1/1998 (DE) .

19824059 5/1998 (DE) .

29823716 2/2000 (DE) .

(21) Appl. No.: **29/080,046**

* cited by examiner

(22) Filed: **Nov. 26, 1997**

Primary Examiner—Prabhakar Deshmukh

(51) **LOC (7) Cl.** **14-99**

(74) *Attorney, Agent, or Firm*—Lackenbach Siegel

(52) **U.S. Cl.** **D14/474**

(58) **Field of Search** D14/120, 121,
D14/136, 156, 164, 114; D21/324, 332;
242/348-348.4, 335; 360/132, 133, 135,
900; 206/307, 308.1, 308.2, 308.3; 369/275.1-275.4,
280, 281, 287, 288, 292, 277

(57) **CLAIM**

The ornamental design for a compact disc, as shown and described.

DESCRIPTION

(56) **References Cited**

U.S. PATENT DOCUMENTS

- D. 193,785 * 10/1962 Campbell et al. D14/121
- D. 231,470 * 4/1974 Klepa et al. D14/114
- D. 394,648 * 5/1998 Rohde D14/121
- 3,495,839 * 2/1970 Kelly 369/280 X
- 4,091,454 * 5/1978 Kauffman 360/135
- 4,486,496 * 12/1984 Dezawa et al. 360/135 X
- 5,043,974 * 8/1991 Nakagawa 369/291
- 5,717,682 * 2/1998 Nomoto 369/275.4
- 5,852,598 * 12/1998 Wiest 369/291 X

FIG. 1 is a top plan view of my compact disc;
 FIG. 2 is a left side view thereof;
 FIG. 3 is a right side view thereof;
 FIG. 4 is a rear side view thereof;
 FIG. 5 is a bottom view thereof;
 FIG. 6 is a front view thereof;
 FIG. 7 is a sectional view thereof, taken along line 7—7 of FIG. 1; and,
 FIG. 8 is an enlarged fragmentary view thereof; taken along line 8—8 of FIG. 3.

1 Claim, 2 Drawing Sheets

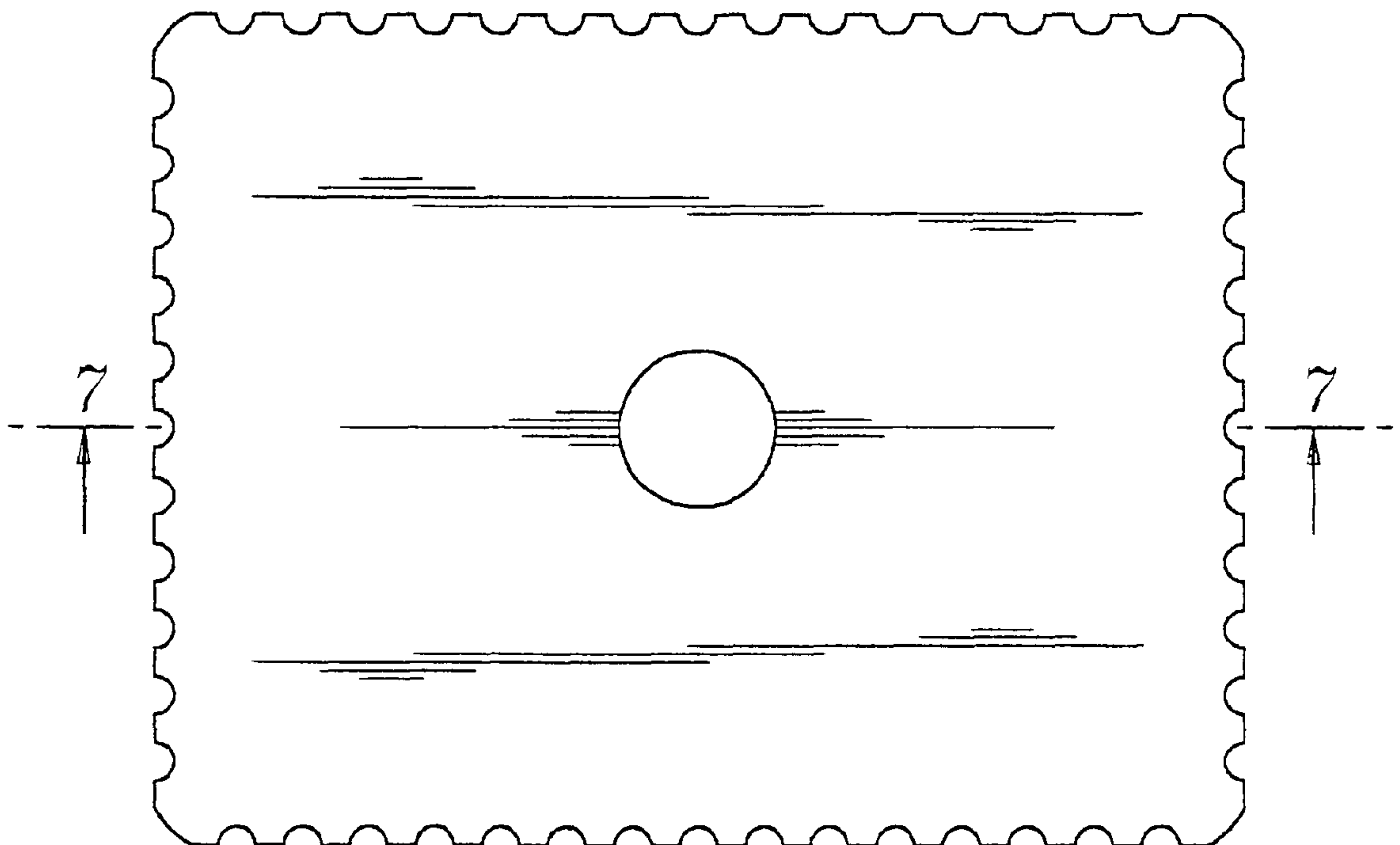




FIG. 2

FIG. 8

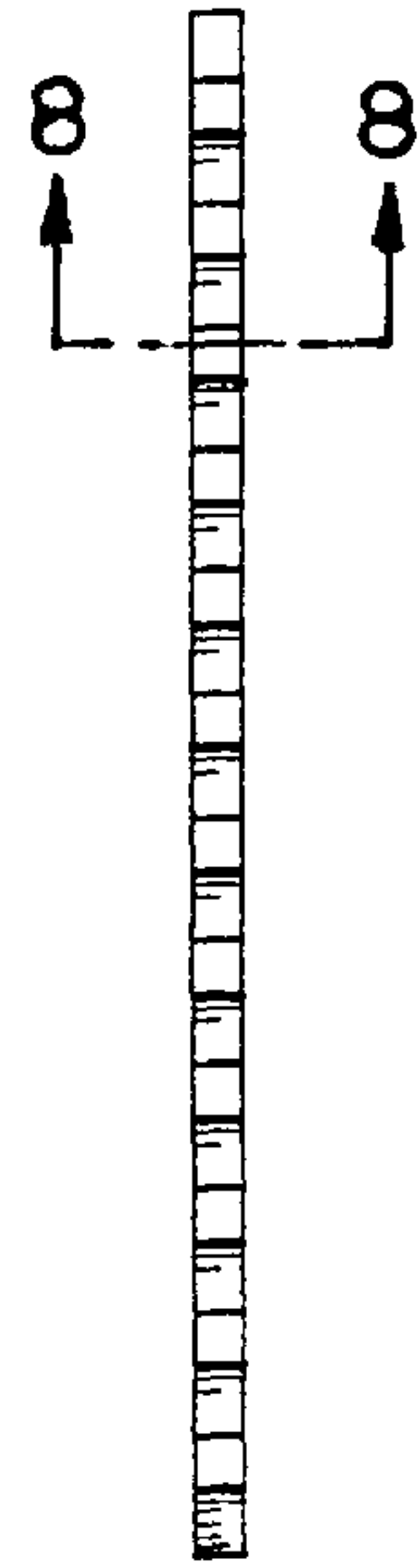


FIG. 3

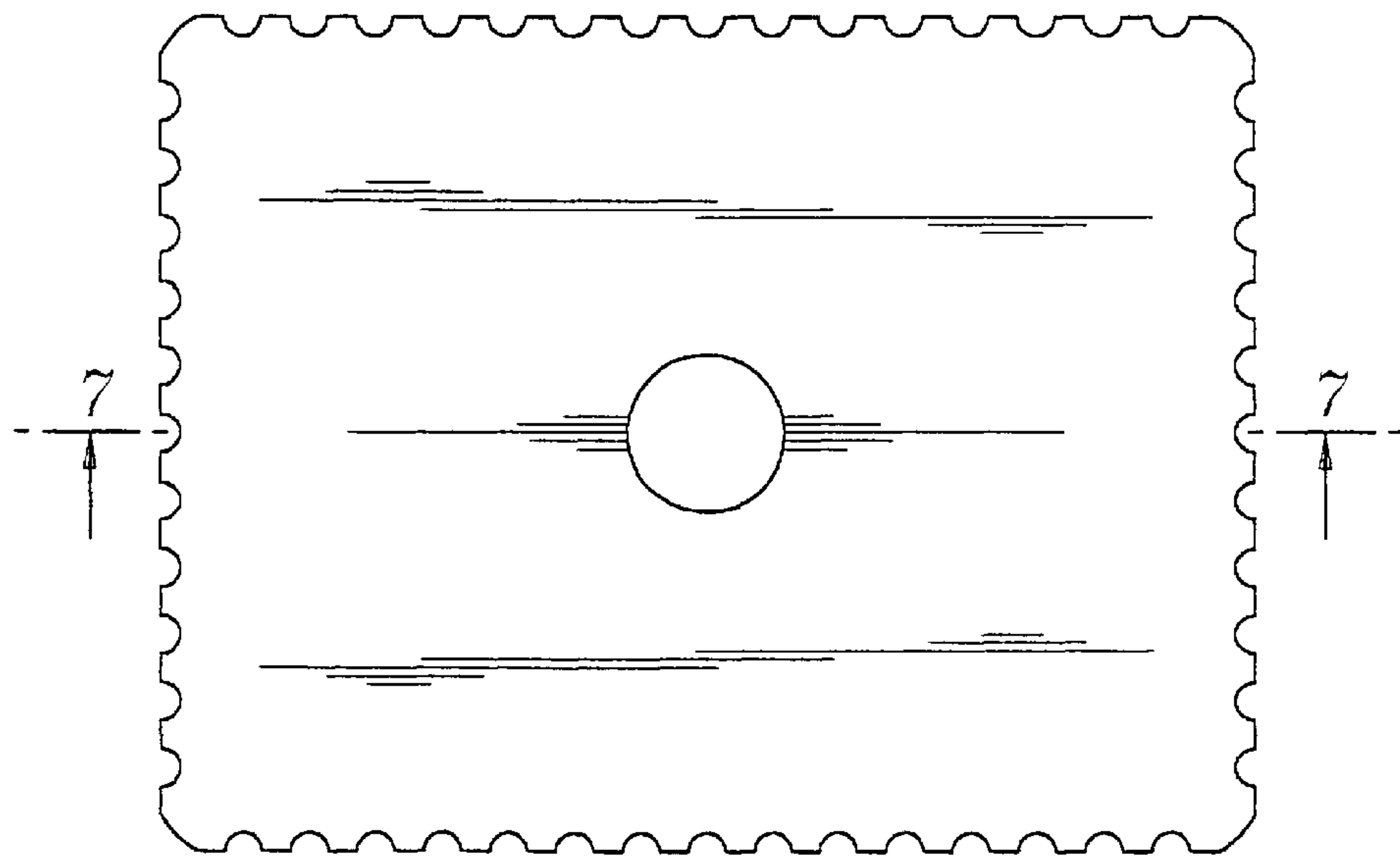


FIG. 1



FIG. 4

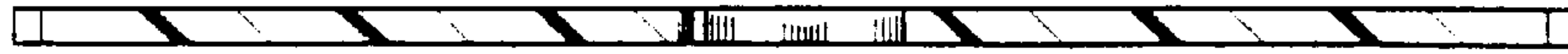


FIG. 7



FIG. 6

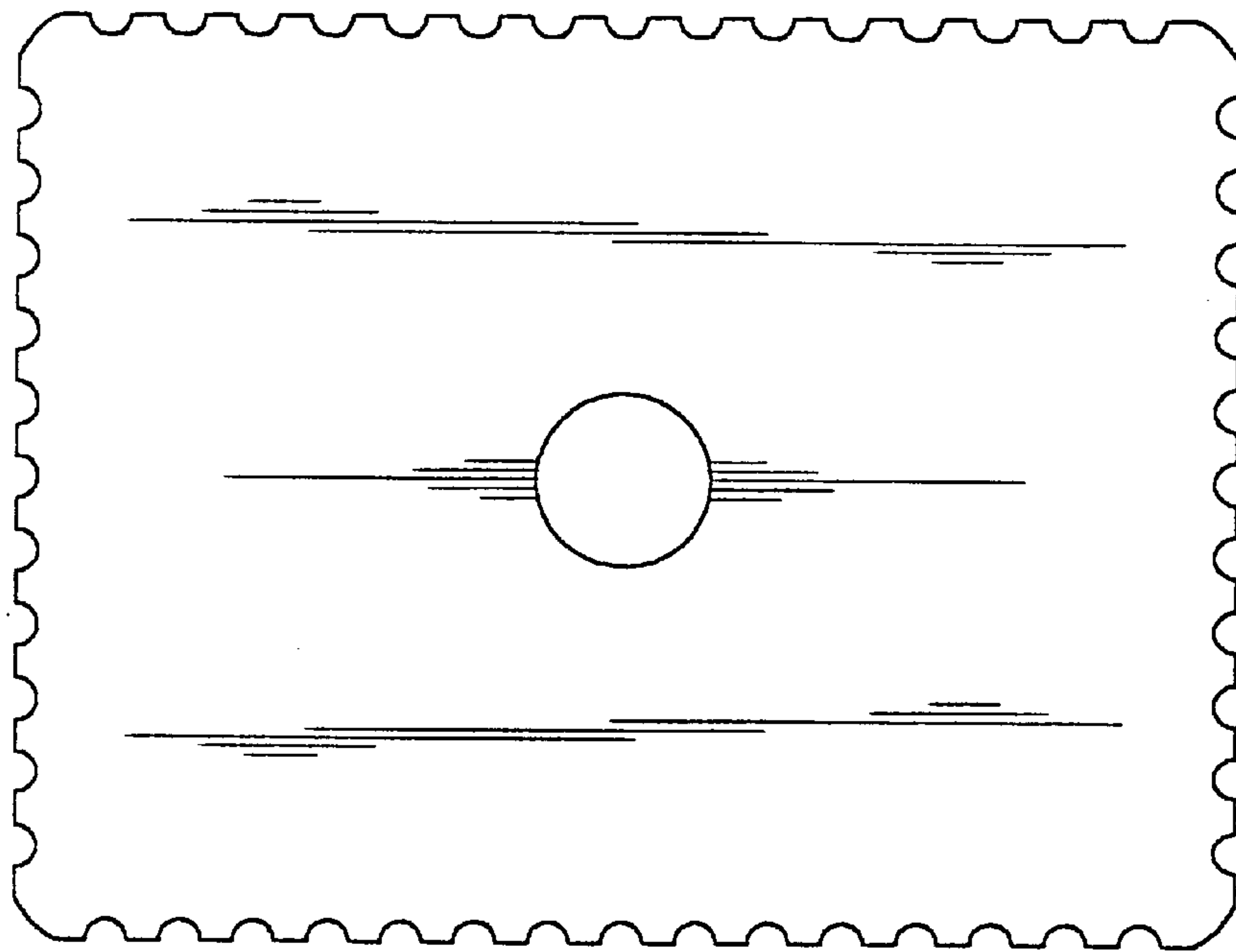


FIG. 5