



US00D445106S

(12) **United States Design Patent**
Mosgrove et al.

(10) **Patent No.:** **US D445,106 S**

(45) **Date of Patent:** **** Jul. 17, 2001**

(54) **CASE FOR A PERSONAL DIGITAL ASSISTANT**

(75) Inventors: **Isaac J. Mosgrove**, Salem; **Matthew S. Hill**, Sublimity, both of OR (US)

(73) Assignee: **Interlogix, Inc.**, Salem, OR (US)

(**) Term: **14 Years**

(21) Appl. No.: **29/113,768**

(22) Filed: **Nov. 9, 1999**

(51) **LOC (7) Cl.** **14-02**

(52) **U.S. Cl.** **D14/341**

(58) **Field of Search** D14/338, 341,
D14/399, 346, 241; D18/7, 1; 235/145 A,
145 R; 341/22, 23; 345/156, 168, 169;
364/708.1

(56) **References Cited**

U.S. PATENT DOCUMENTS

- D. 237,195 * 10/1975 Kitai D18/7
- D. 282,745 * 2/1986 Brown D14/241
- D. 325,728 * 4/1992 Mayo et al. D14/338
- D. 327,881 * 7/1992 McFarlane D14/399

OTHER PUBLICATIONS

Herrington Catalog, Christmas Eve 1999.

* cited by examiner

Primary Examiner—Freda Nunn

(74) *Attorney, Agent, or Firm*—Klarquist Sparkman
Campbell Leigh & Whinston, LLP

(57) **CLAIM**

The ornamental design for a case for a personal digital assistant, as shown and described.

DESCRIPTION

FIG. 1 is an oblique view of a case for a personal digital assistant showing our new design;
 FIG. 2 is a left side elevational view thereof, the right side being a mirror image of the left side;
 FIG. 3 is a top plan view thereof;
 FIG. 4 is a front elevational view thereof;
 FIG. 5 is a rear elevational view thereof; and,
 FIG. 6 is a bottom plan view thereof.

The broken lines are shown in the views for illustrative purposes only and form no part of the claimed design.

1 Claim, 3 Drawing Sheets




FIG. 1




FIG. 2

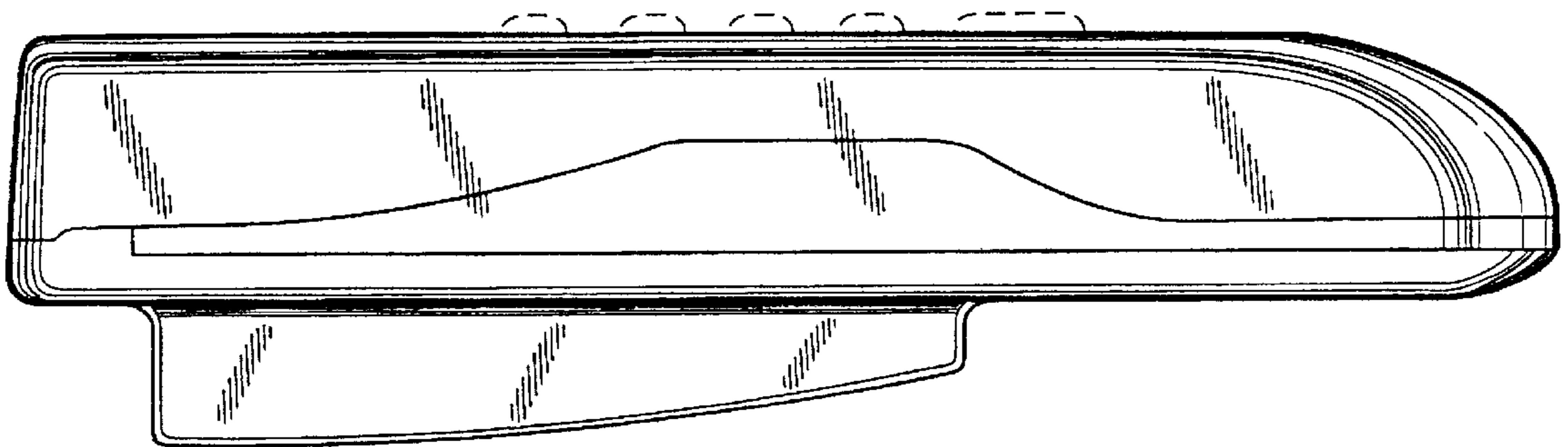


FIG. 3

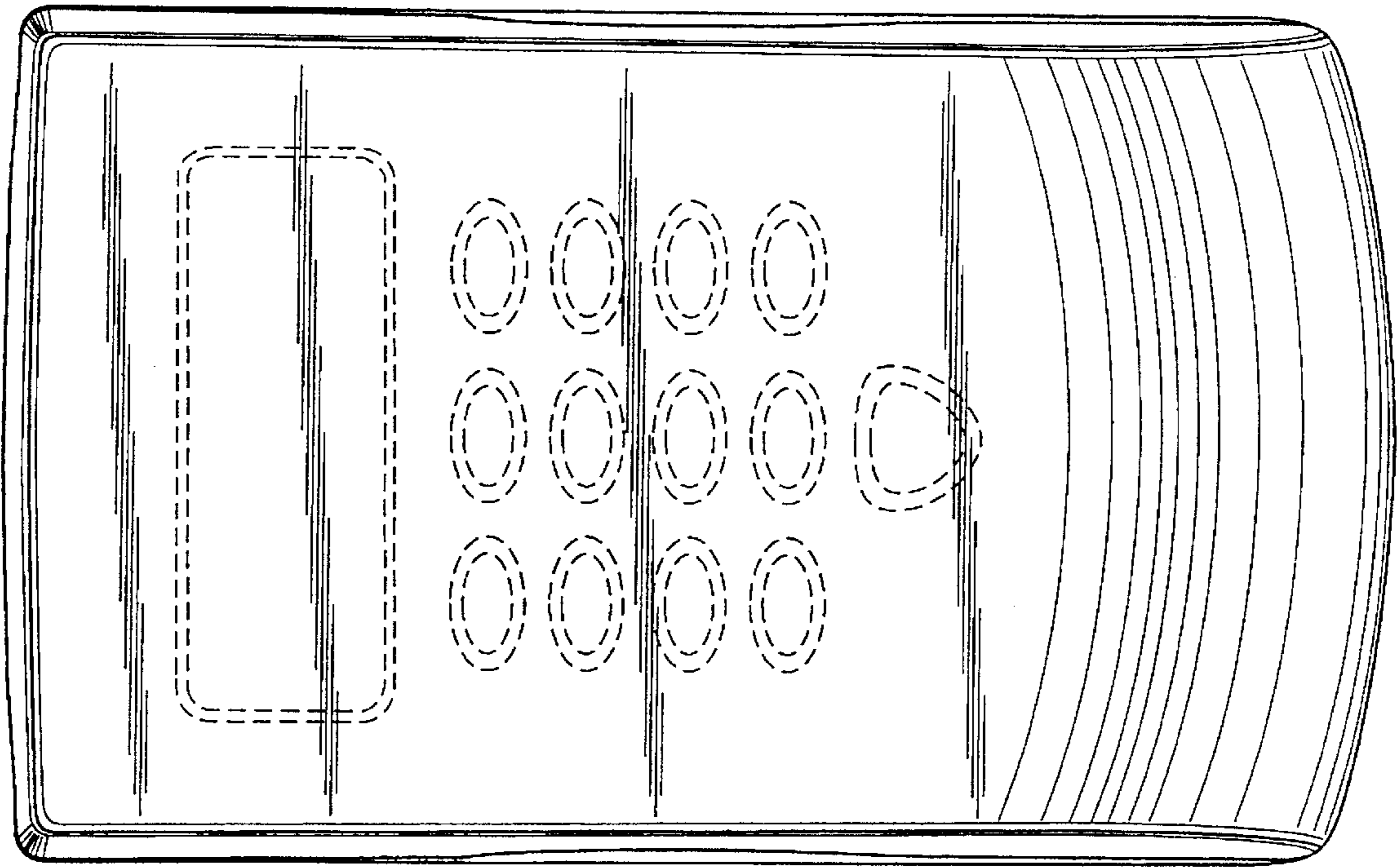


FIG. 4




FIG. 5

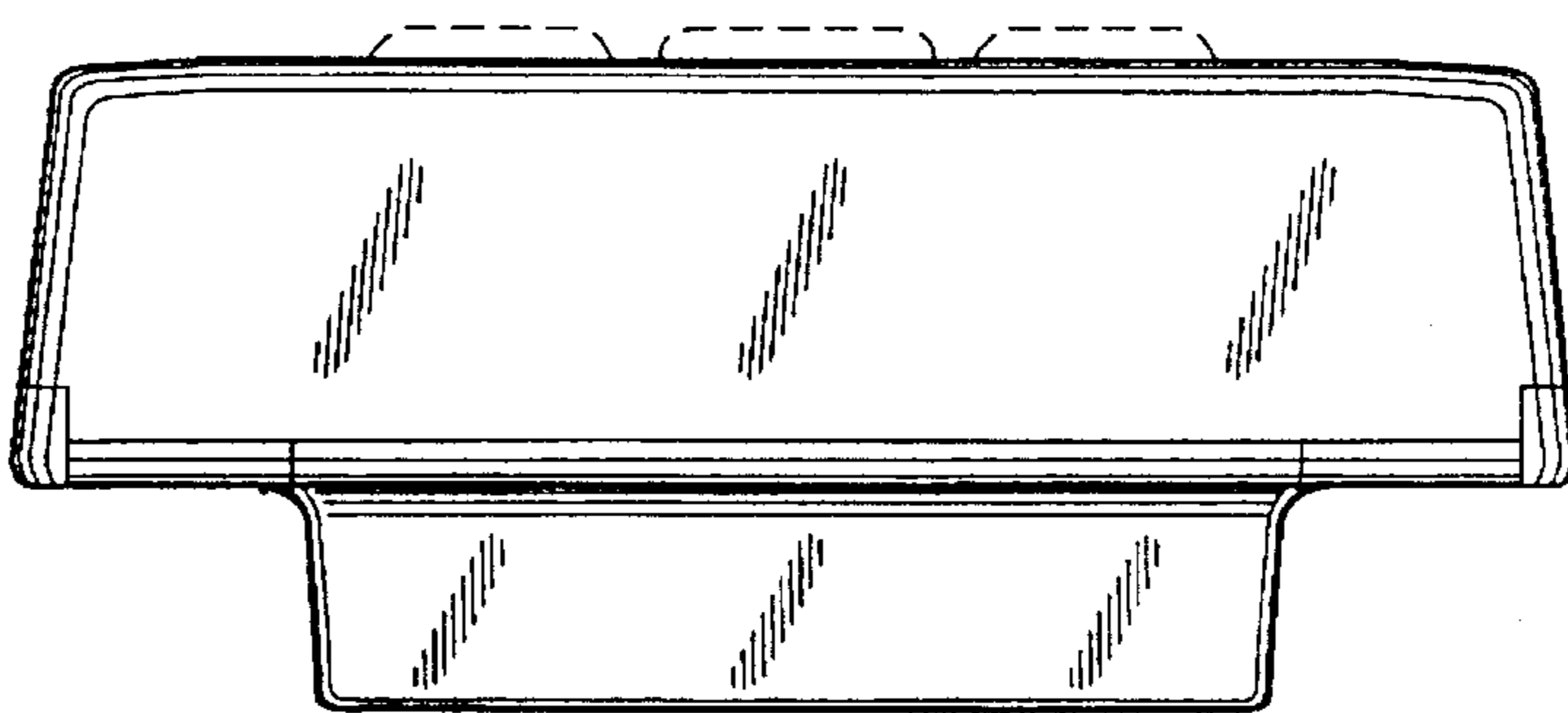


FIG. 6

