



US00D445093S

(12) **United States Design Patent**
Staskey

(10) **Patent No.:** **US D445,093 S**

(45) **Date of Patent:** **** Jul. 17, 2001**

(54) **DECORATIVE ELECTRIC CORD COVER**

Primary Examiner—Susan J. Lucas
Assistant Examiner—Jennifer Rivard

(76) Inventor: **Amy E Staskey**, 3861 Kehoe Dr., Ada,
MI (US) 49301

(57) **CLAIM**

(**) Term: **14 Years**

The ornamental design for a decorative electric cord cover,
as shown and described.

(21) Appl. No.: **29/126,036**

(22) Filed: **Jul. 7, 2000**

DESCRIPTION

(51) **LOC (7) Cl.** **13-03**

FIG. 1 is a front, left side perspective in an alternate position
(cover folded around cord) view of the decorative electric
cord cover of the present invention;

(52) **U.S. Cl.** **D13/156**

FIG. 2 is a front elevational view of the decorative electric
cord cover of FIG. 1;

(58) **Field of Search** D13/154, 156;
379/438; 439/136, 367, 501; 174/36, 66,
68.3, 135, 110 R

FIG. 3 is a rear elevational view of the decorative electric
cord cover of FIG. 1;

(56) **References Cited**

U.S. PATENT DOCUMENTS

D. 296,322	6/1988	Collins .	
D. 406,428	3/1999	Pyle .	
4,281,211 *	7/1981	Tatum et al.	174/36
4,454,374	6/1984	Pollack .	
4,563,542	1/1986	Pollack .	
4,939,778	7/1990	Tomberlin .	
5,095,576	3/1992	Galigan .	
5,397,243 *	3/1995	MacMurdo	439/367
5,895,288 *	4/1999	Nelson	174/135 X


FIG. 4 is a left side elevational view of the decorative
electric cord cover of FIG. 1, the right view being a mirror
image thereof; and,

FIG. 5 is a top plan view of the decorative electric cord cover
of FIG. 1, the bottom view being a mirror image thereof.

The broken lines showing of an electrical cord in FIG. 1 are
for illustrative purposes only and form no part of the claimed
design.

* cited by examiner

1 Claim, 2 Drawing Sheets



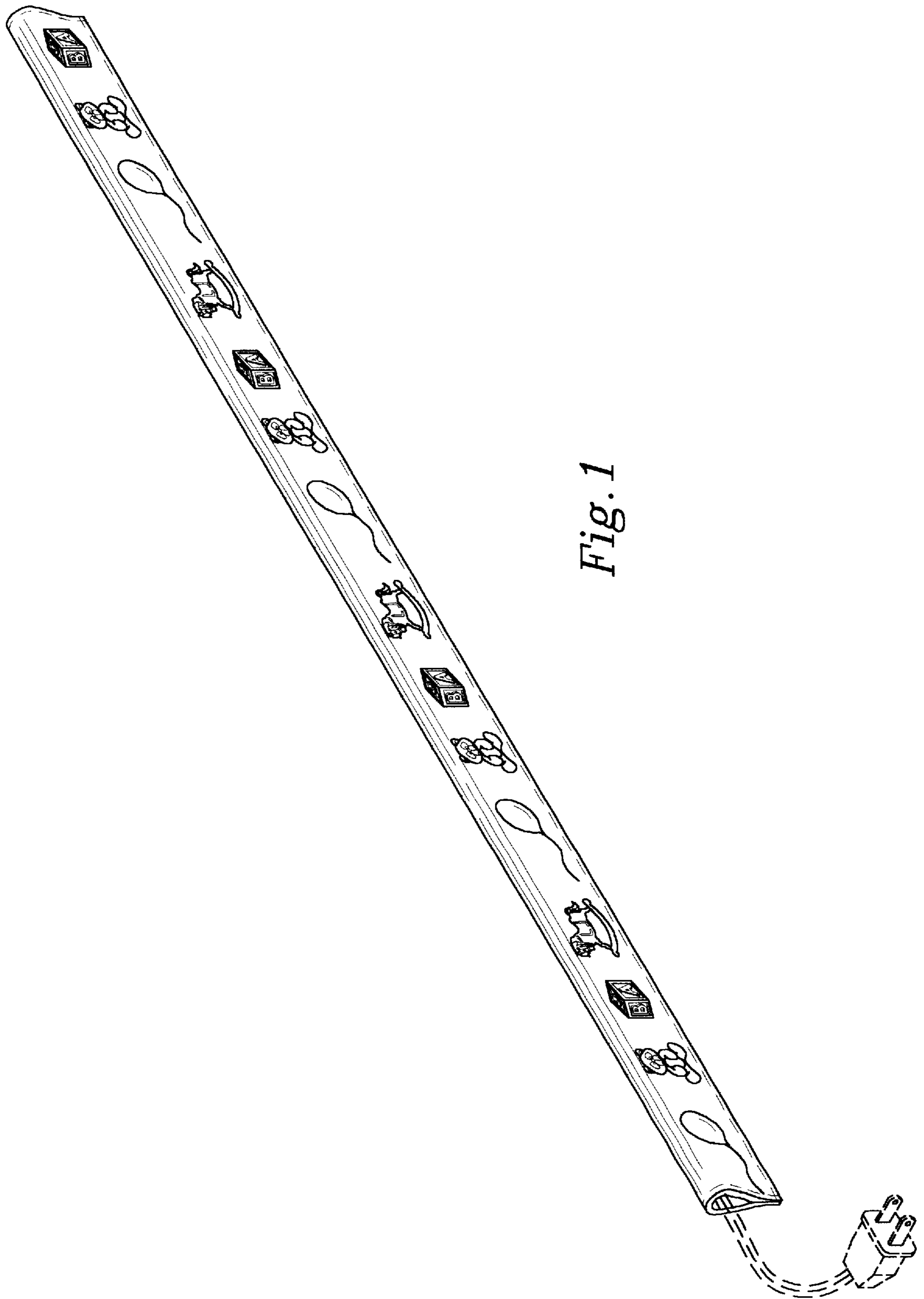


Fig. 1

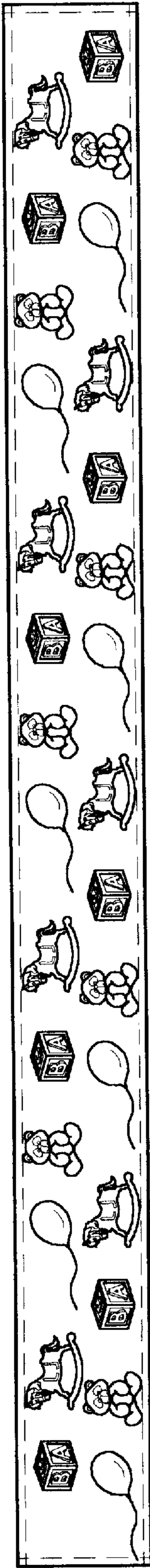


Fig. 2

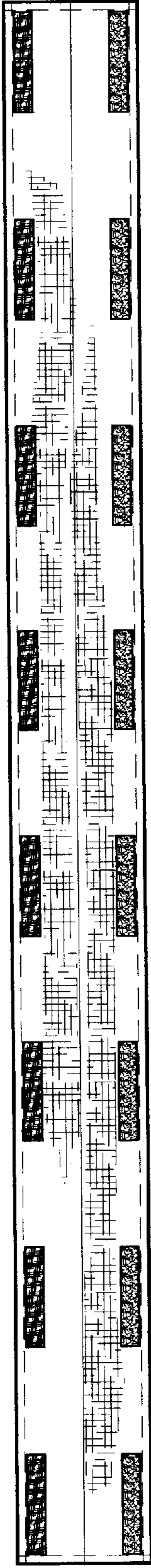


Fig. 3

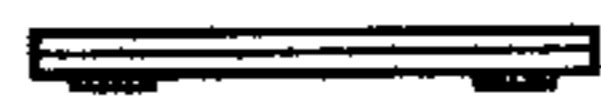


Fig. 4



Fig. 5