



US00D445091S

(12) **United States Design Patent**
Tong et al.

(10) **Patent No.:** **US D445,091 S**

(45) **Date of Patent:** **** Jul. 17, 2001**

(54) **MULTIPLE OUTLET SURGE STRIP**

(75) Inventors: **Eric Tong; Kannyn MacRae**, both of
Los Angeles, CA (US)

(73) Assignee: **Belkin Components**, Compton, CA
(US)

(**) Term: **14 Years**

(21) Appl. No.: **29/124,395**

(22) Filed: **Jun. 6, 2000**

(51) **LOC (7) Cl.** **13-03**

(52) **U.S. Cl.** **D13/139.8**

(58) **Field of Search** 439/501, 650-653,
439/638, 682; 174/67; D13/139.1, 139.2,
139.6-139.8

(56) **References Cited**

U.S. PATENT DOCUMENTS

D. 350,940 * 9/1994 Rossman et al. D13/139.8
5,071,367 * 12/1991 Luu 439/501

* cited by examiner

Primary Examiner—Susan J. Lucas

Assistant Examiner—Jennifer Rivard

(74) *Attorney, Agent, or Firm*—Bryan Cave LLP

(57) **CLAIM**

We claim the ornamental design for the multiple outlet surge strip, as shown and described.

DESCRIPTION

FIG. 1 is a top view of a multiple outlet surge strip design showing our new design;

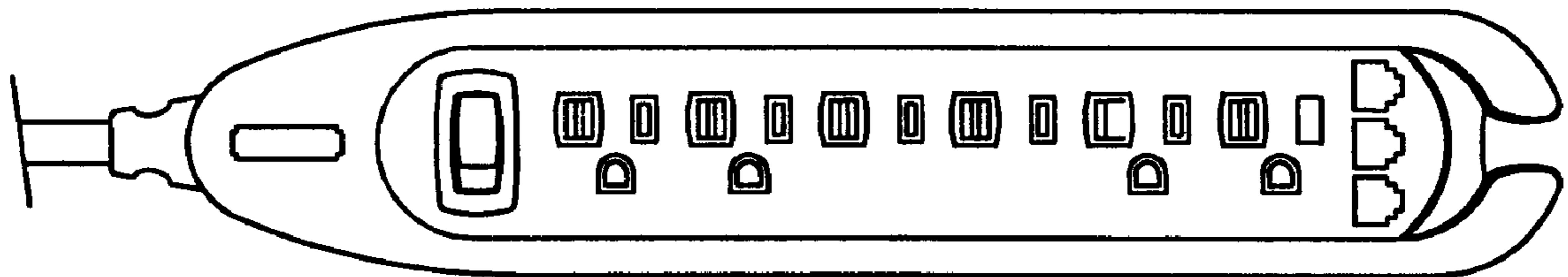
FIG. 2 is a bottom view of the multiple outlet surge strip design of FIG. 1;

FIG. 3 is a left side view of the multiple outlet surge strip design of FIG. 1; where the right side view is identical to that of the left side view;

FIG. 4 is a front view of the multiple outlet surge strip design of FIG. 1; and,

FIG. 5 is a back view of the multiple outlet surge strip design of FIG. 1.

1 Claim, 1 Drawing Sheet



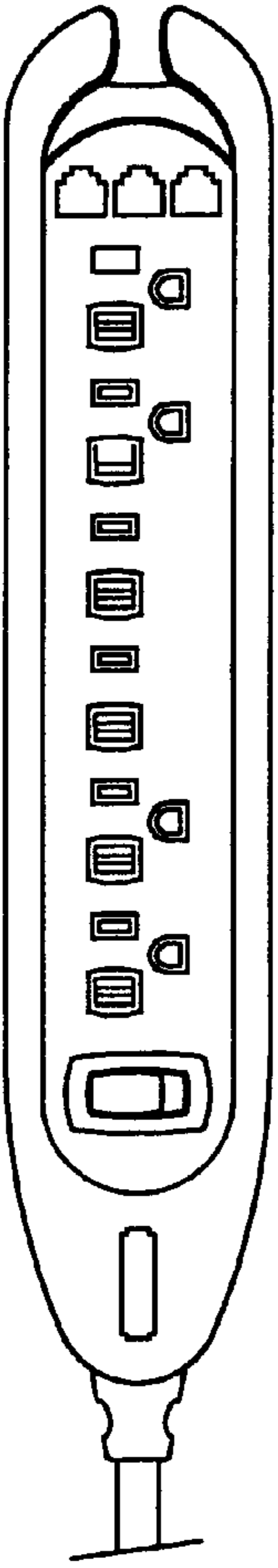


FIG. 1




FIG. 5

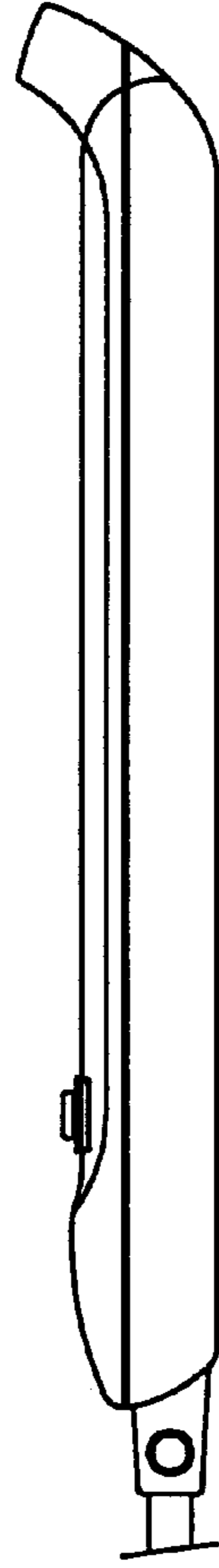


FIG. 3




FIG. 4




FIG. 2