



US00D445073S

(12) **United States Design Patent**
Tirey et al.

(10) **Patent No.:** **US D445,073 S**

(45) **Date of Patent:** **** Jul. 17, 2001**

- (54) **BUMPER FOR A TRUCK VEHICLE**
- (75) Inventors: **Robert S. Tirey; Franz Mueller**, both of Fort Wayne, IN (US)
- (73) Assignee: **International Truck and Engine Corporation**, Chicago, IL (US)
- (**) Term: **14 Years**
- (21) Appl. No.: **29/130,832**
- (22) Filed: **Oct. 5, 2000**
- (51) **LOC (7) Cl.** **12-16**
- (52) **U.S. Cl.** **D12/169**
- (58) **Field of Search** D12/169, 196, D12/96, 93; 293/102, 113, 115, 117, 120

- D. 400,144 * 10/1998 Hellhake et al. D12/169
- D. 401,198 11/1998 Mueller et al. .
- D. 403,285 12/1998 Abalos et al. .
- D. 403,620 1/1999 Abalos et al. .
- D. 403,637 1/1999 Abalos et al. .
- D. 419,506 * 1/2000 Texier et al. D12/169
- D. 429,669 * 8/2000 Cook et al. D12/169

* cited by examiner

Primary Examiner—Melody N. Brown

(74) *Attorney, Agent, or Firm*—Jeffrey P. Calfa; Dennis Kelly Sullivan; Gilberto Hernandez

(57) **CLAIM**

The ornamental design for a bumper for a truck vehicle, as shown and described.

DESCRIPTION

FIG. 1 is a left, front perspective view of a bumper of a truck vehicle showing our new design; it may be understood that the broken lines on all figures are for illustrative purposes only and form no part of the claimed design;

FIG. 2 is a right side view of the invention shown in FIG. 1; FIG. 3 is a left side view of the invention shown in FIG. 1; FIG. 4 is a front view of the invention shown in FIG. 1; and, FIG. 5 is a top view of the invention shown in FIG. 1.

1 Claim, 2 Drawing Sheets

- (56) **References Cited**
- U.S. PATENT DOCUMENTS**
- D. 306,421 3/1990 Allendorph et al. .
- D. 306,714 3/1990 Allendorph .
- D. 307,126 4/1990 Allendorph et al. .
- D. 328,273 7/1992 McGrew, Jr. et al. .
- D. 335,272 5/1993 Allendorph et al. .
- D. 391,908 3/1998 Allendorph et al. .
- D. 394,624 5/1998 Allendorph et al. .

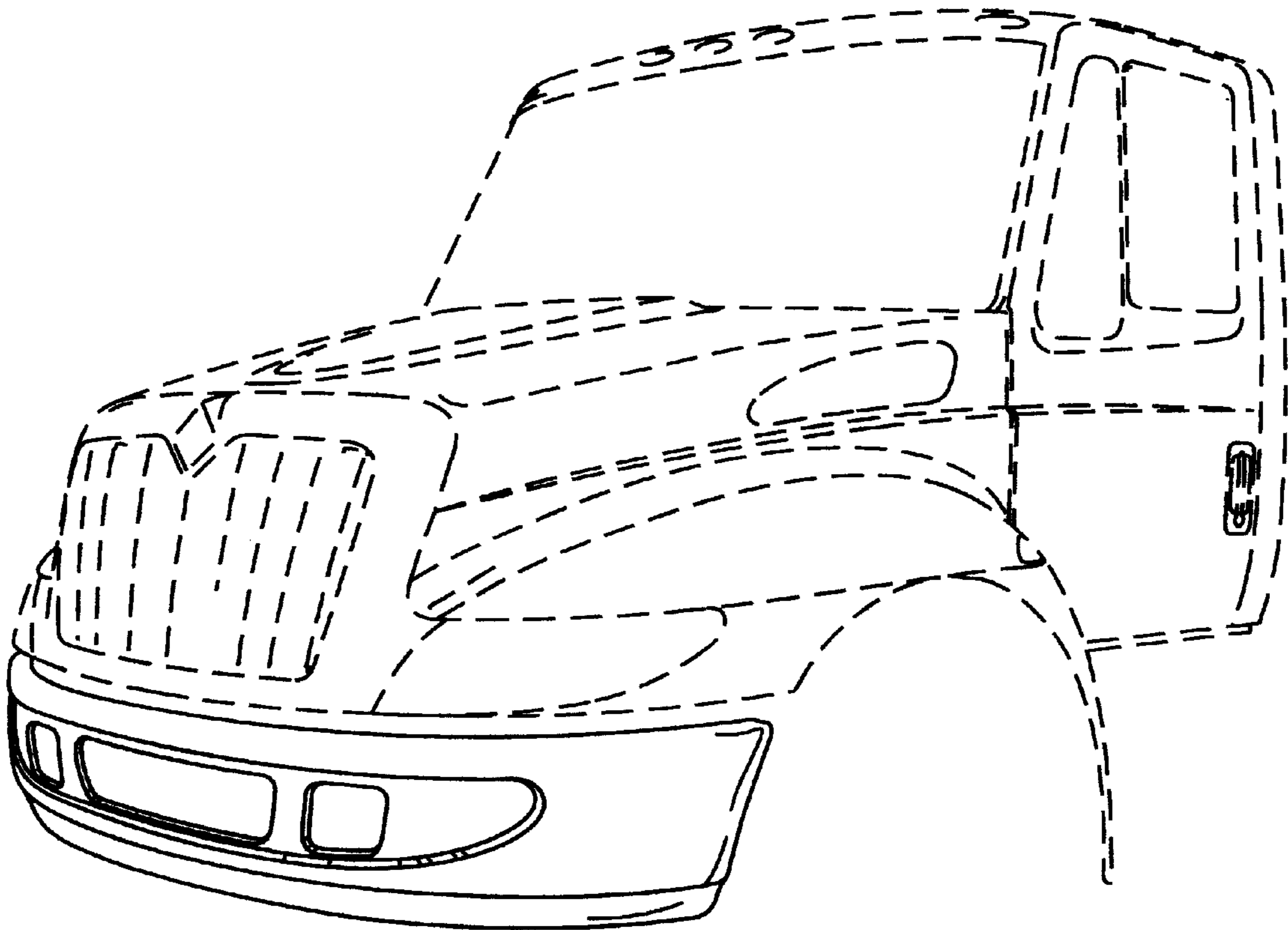


Fig. 1

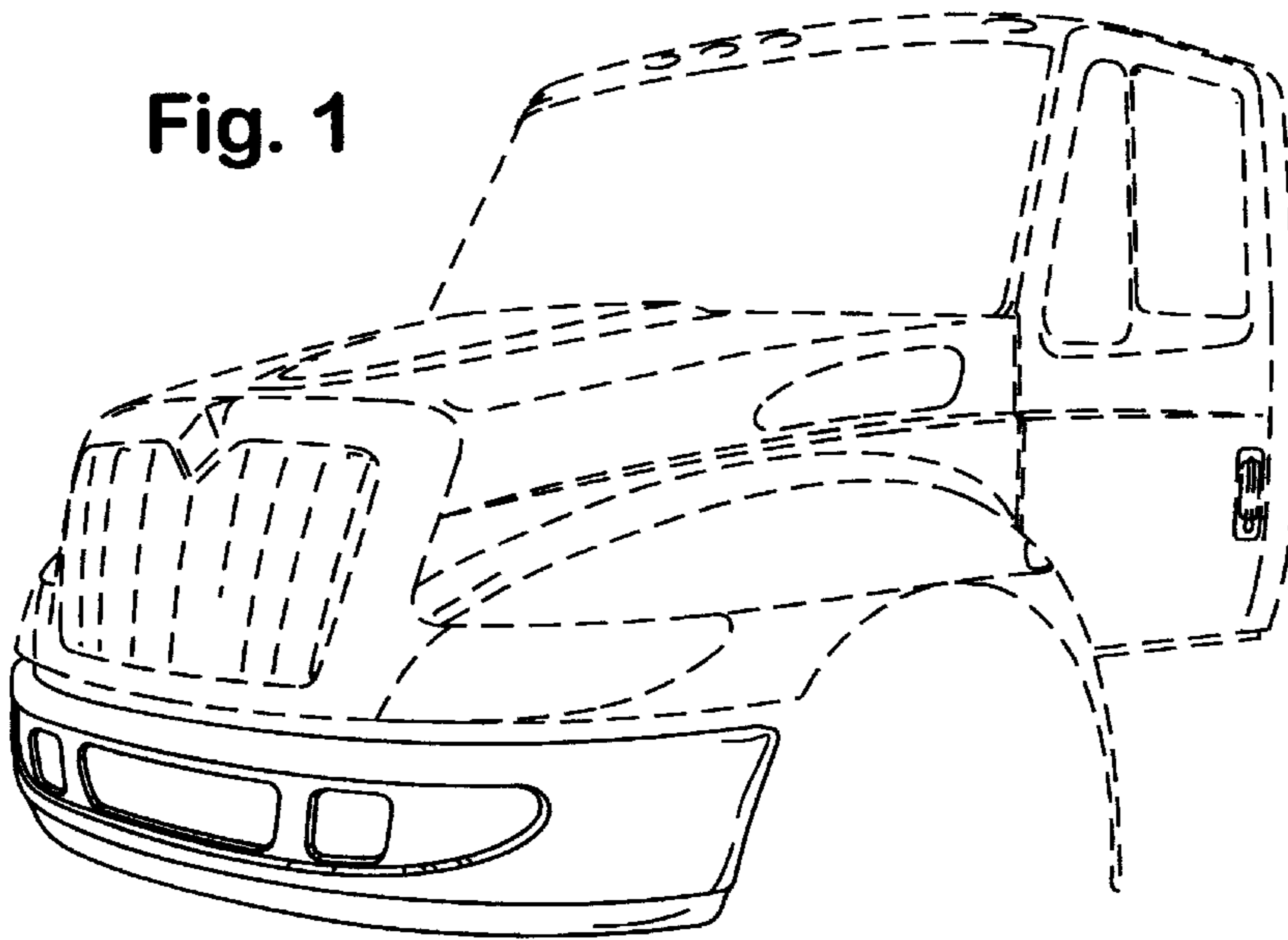
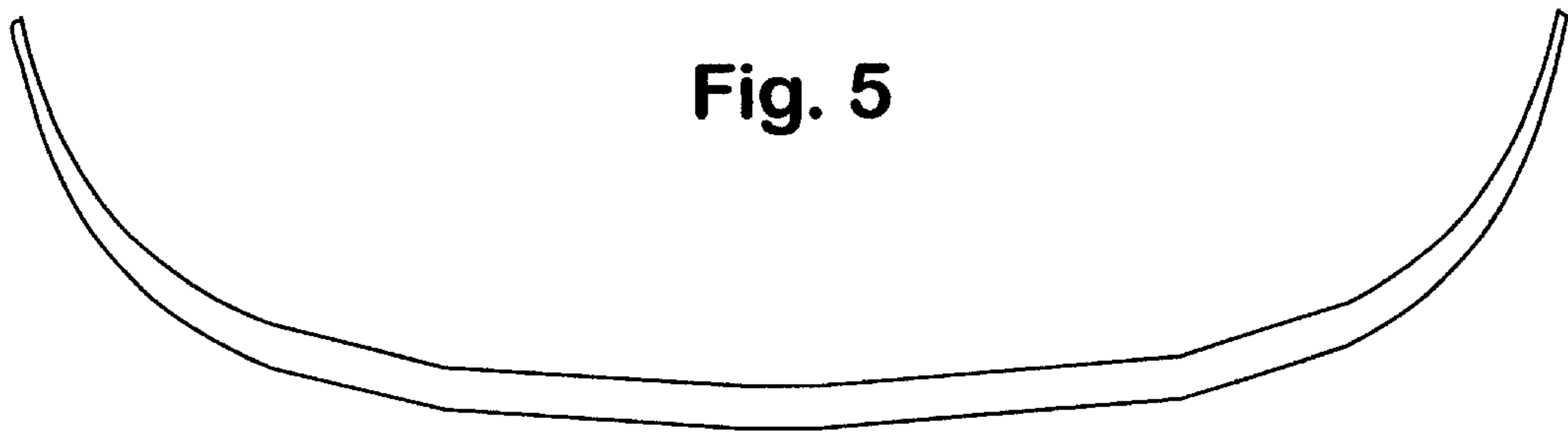


Fig. 5






Fig. 2




Fig. 3




Fig. 4