



US00D445064S

(12) **United States Design Patent**  
**Han**

(10) **Patent No.:** **US D445,064 S**

(45) **Date of Patent:** **\*\* Jul. 17, 2001**

(54) **GARDEN BALL**

(76) Inventor: **Jian-Yang Han**, P.O. Box 521054,  
Flushing, New York, NY (US) 11352

(\*\*) Term: **14 Years**

(21) Appl. No.: **29/127,904**

(22) Filed: **Aug. 14, 2000**

(51) **LOC (7) Cl.** ..... **11-02**

(52) **U.S. Cl.** ..... **D11/152**

(58) **Field of Search** ..... D11/143, 144,  
D11/145, 147, 148, 149, 151, 152, 154;  
47/65.5, 65.6, 66.5, 66.6, 67, 69, 78, 83,  
41.01, 41.12, 41.13; 206/423; 248/27.8

(56) **References Cited**

**U.S. PATENT DOCUMENTS**

D. 178,082	*	6/1956	Piermont	.....	D11/144
D. 195,861	*	8/1963	Frybergh	.....	D11/147
D. 244,013	*	4/1977	Perkins	.....	D11/147
D. 246,202	*	10/1977	Oppermann	.....	D11/145
D. 289,355	*	4/1987	Paulides	.....	D11/145

D. 299,445	*	1/1989	Lee	.....	D11/153
D. 335,003	*	4/1993	O'Connell	.....	D11/145
D. 340,367	*	10/1993	Mansson	.....	D11/149
D. 390,499	*	2/1998	Durham et al.	.....	D11/152
3,903,642	*	9/1975	Yellin	.....	47/69

\* cited by examiner

*Primary Examiner*—Doris V. Coles

*Assistant Examiner*—Mimosa De

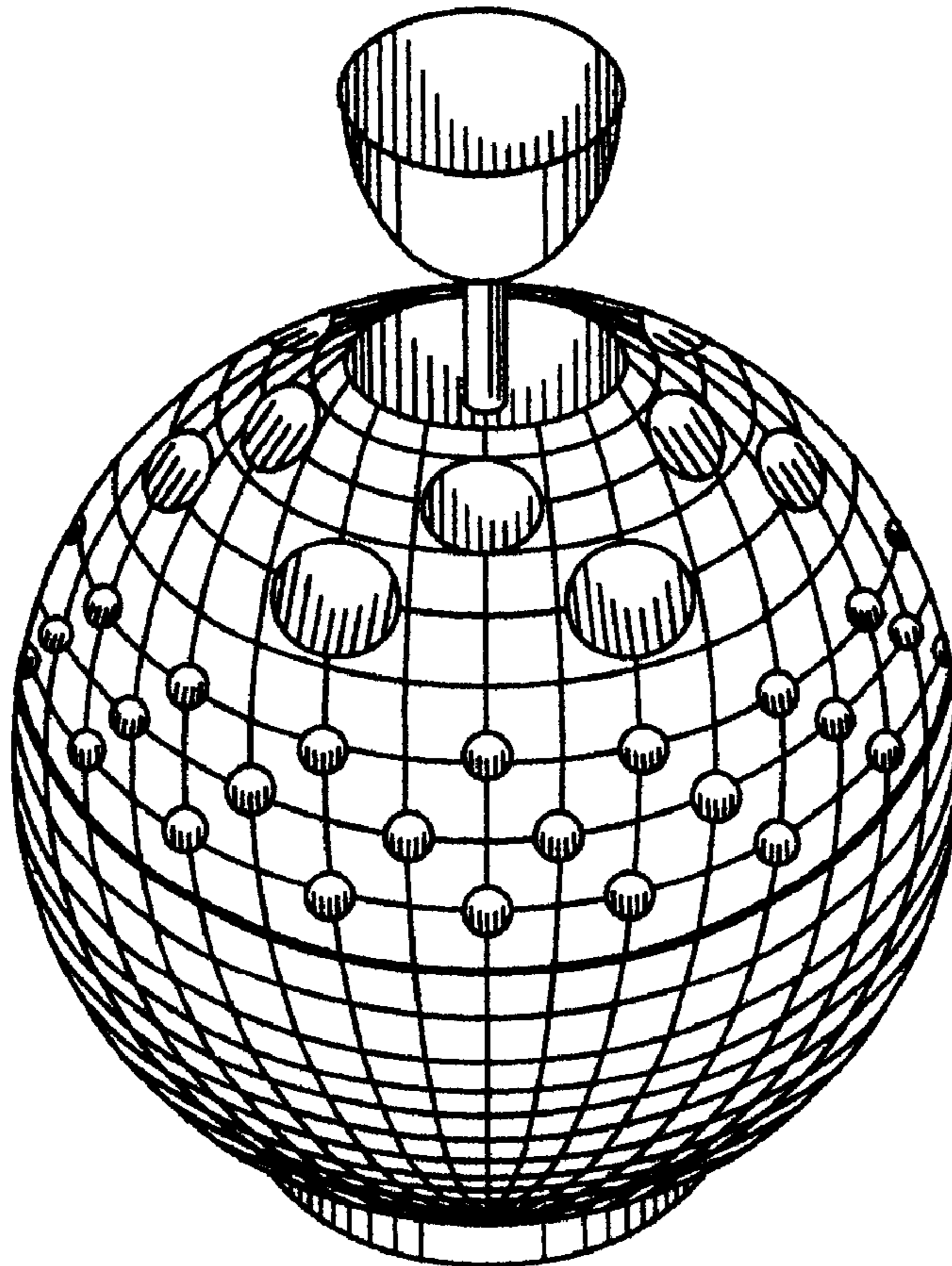
(57) **CLAIM**

The ornamental design for a garden ball, as shown and described.

**DESCRIPTION**

FIG. 1 is a front perspective view of a garden ball showing my design, the rear side view being a mirror image thereof; FIG. 2 is a front view of FIG. 1, shown without the nets for completeness of illustration, the rear side view being a mirror image thereof; FIG. 3 is a bottom plan view thereof; and, FIG. 4 is a top plan view thereof.

**1 Claim, 2 Drawing Sheets**



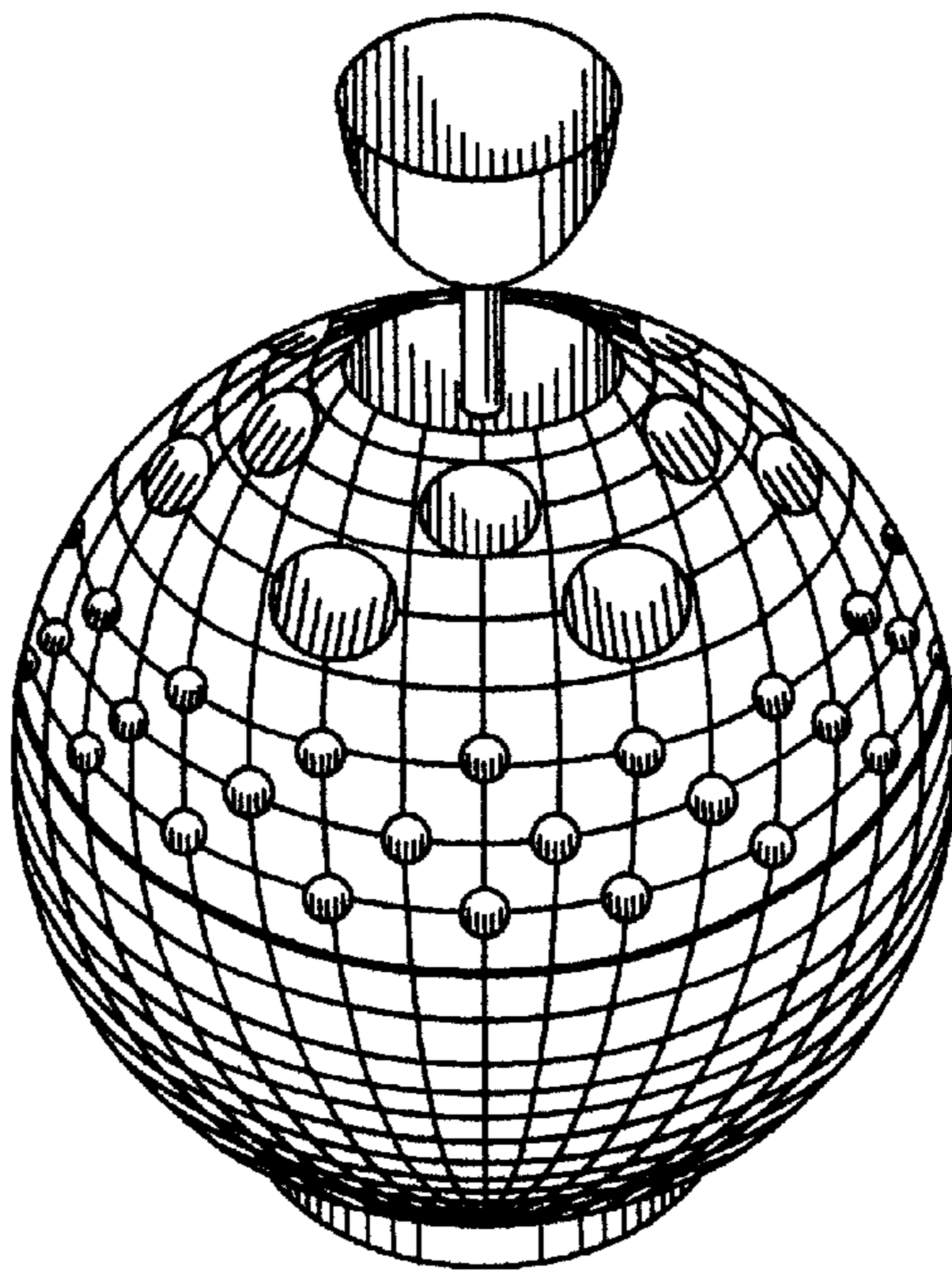


FIG. 1

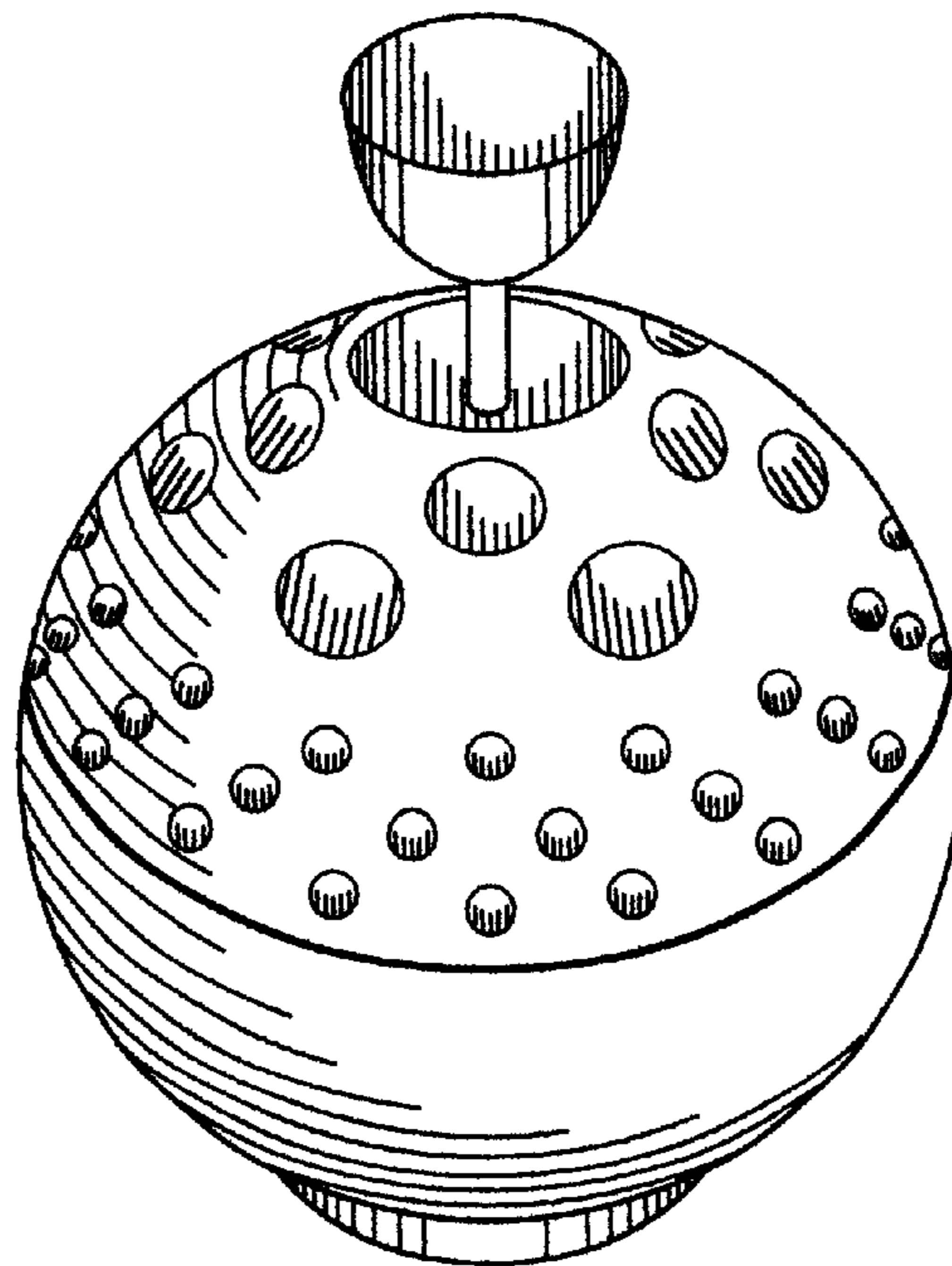


FIG. 2

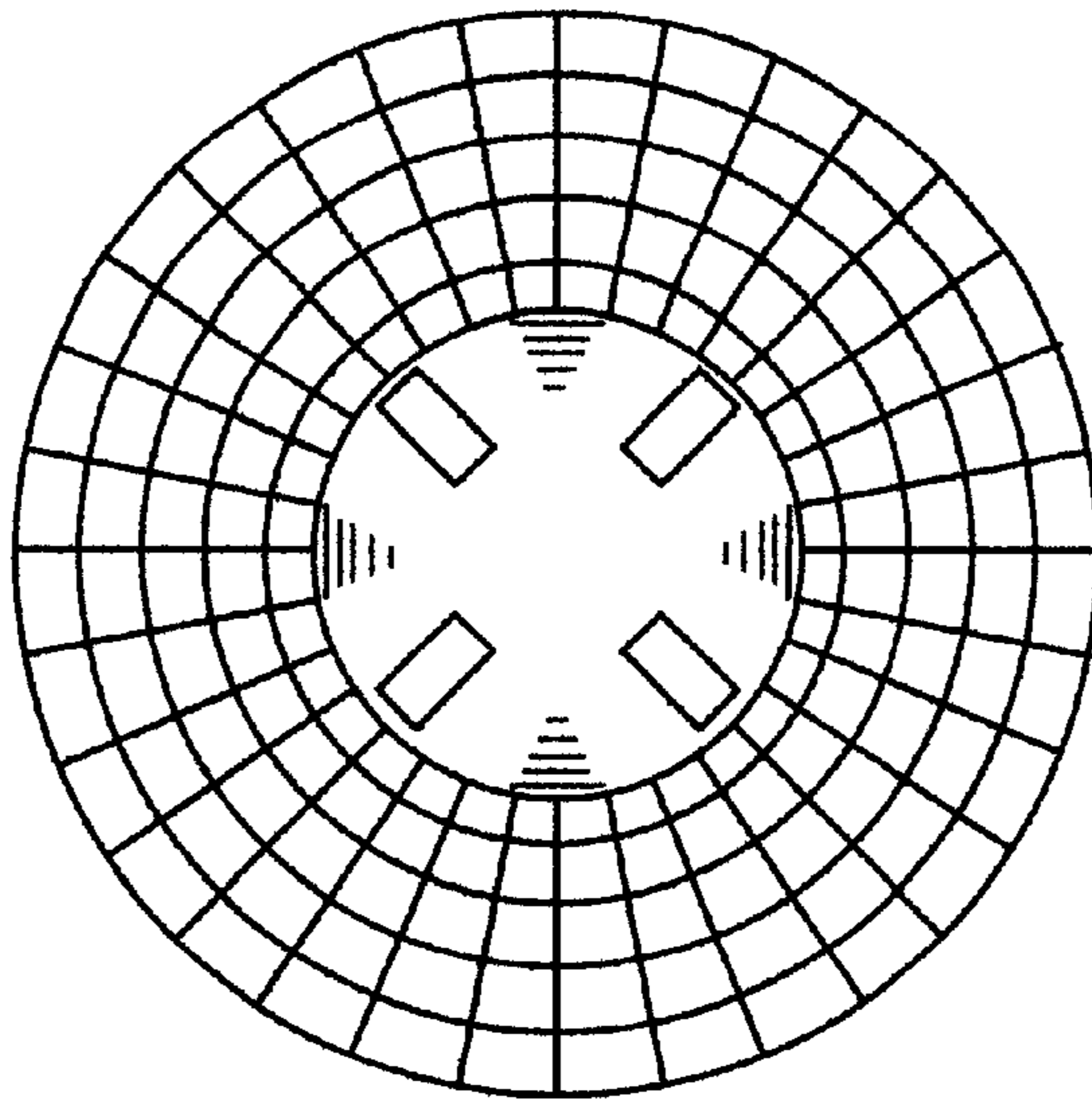


FIG. 3

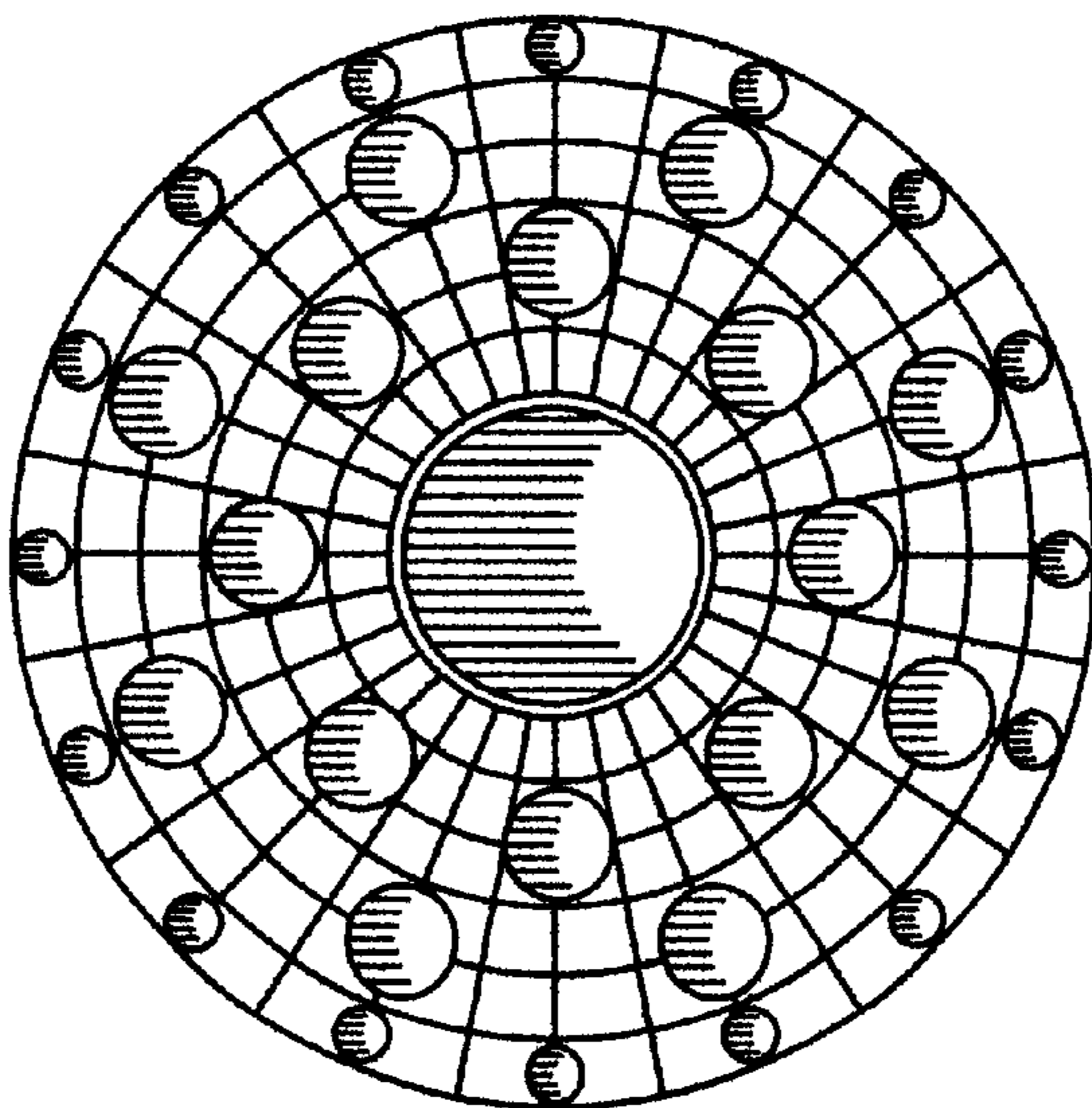


FIG. 4