



US00D445057S

(12) **United States Design Patent**
Chanaratsopon et al.

(10) **Patent No.:** **US D445,057 S**

(45) **Date of Patent:** **** Jul. 17, 2001**

(54) **RING**

(76) Inventors: **Siriwong “Sally” Chanaratsopon;**
Suchitra Boonyarattaphun; Veravong
“Joe” Chanaratsopon, all of 7
Saddlewood Estates Dr., Houston, TX
(US) 77025

(**) **Term:** **14 Years**

(21) **Appl. No.:** **29/118,807**

(22) **Filed:** **Feb. 16, 2000**

(51) **LOC (7) Cl.** **11-01**

(52) **U.S. Cl.** **D11/27**

(58) **Field of Search** D11/26–39, 91,
D11/92; 63/15, 15.1, 15.2, 15.3, 15.4, 15.45,
15.5, 15.6, 15.65, 15.7, 15.8, 26, 27, 28

(56) **References Cited**

U.S. PATENT DOCUMENTS

D. 20,740	*	5/1891	Beach	D11/26
D. 35,742	*	2/1902	Wittstein	D11/36
D. 36,484	*	8/1903	Horth	D11/92
D. 125,583	*	3/1941	Granat	D11/92
D. 187,813	*	5/1960	Livingston	D11/91
D. 196,135	*	8/1963	Hazelquist	D11/92
D. 198,809	*	8/1964	Katz	D11/91
D. 199,322	*	10/1964	Katz	D11/92
D. 202,370	*	9/1965	Katz	D11/92
D. 225,442	*	12/1972	Stein	D11/26
D. 234,622	*	3/1975	Mobell	D11/27
D. 253,403	*	11/1979	Glueckselig	D11/35
D. 270,721	*	9/1983	Bulgari	D11/35
D. 292,559	*	11/1987	Enock	D11/27
D. 292,560	*	11/1987	Maria et al.	D11/42
D. 329,991	*	10/1992	Gonzalez	D11/30

D. 346,133	*	4/1994	Beber et al.	D11/92
392,357	*	11/1888	Newman	D11/26
D. 399,164	*	10/1998	Bulgari	D11/26
D. 420,932	*	2/2000	Shinohara	D11/26
D. 421,405	*	3/2000	Mestrum	D11/26
D. 427,105	*	6/2000	Ferreira	D11/26
D. 427,106	*	6/2000	Ben-Shimon	D11/27
5,433,090		7/1995	Santiago	63/29.1

OTHER PUBLICATIONS

Platinum Edition VI Magazine; p. 160; Etienne Perret ring (bottom, right corner).*

Library.*

* cited by examiner

Primary Examiner—Cathy Anne MacCormac

(74) *Attorney, Agent, or Firm*—Fulbright & Jaworski, L.L.P.

(57) **CLAIM**

The ornamental design for a ring, shown and described.

DESCRIPTION

FIG. 1 is a perspective view of the ring;
FIG. 2 is a front view of the ring, which is identical to the back view;
FIG. 3 is a side view of the ring, which is identical to the opposing side view;
FIG. 4 is a top plan view of the ring;
FIG. 5 is a bottom plan view of the ring; and,
FIG. 6 is a cross-sectional view taken on line 6—6 of FIG. 4.

The broken lines in FIGS. 1 through 4 and 6 are for illustrative purposes only and form no part of the claimed design.

1 Claim, 2 Drawing Sheets

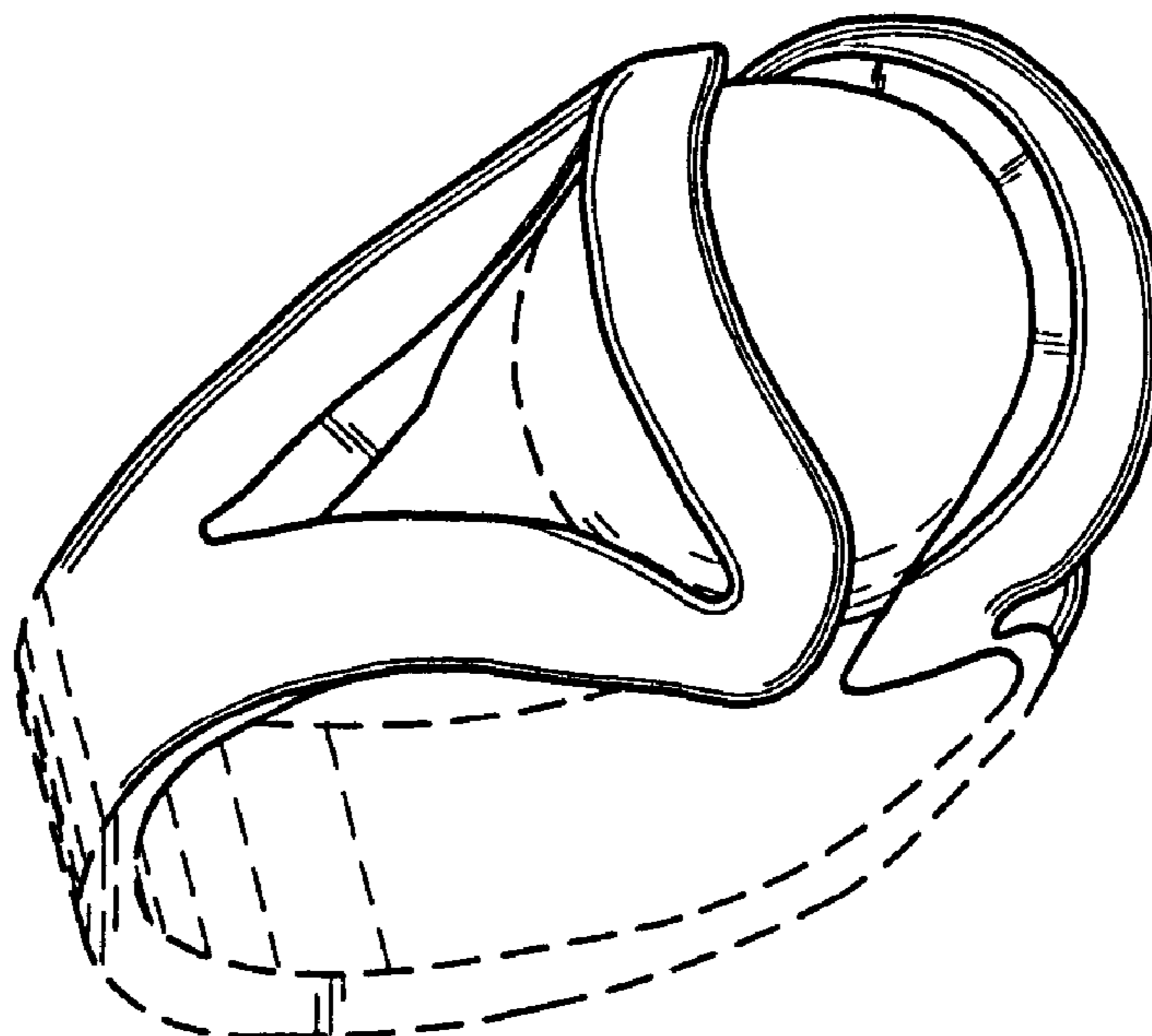


FIG.1

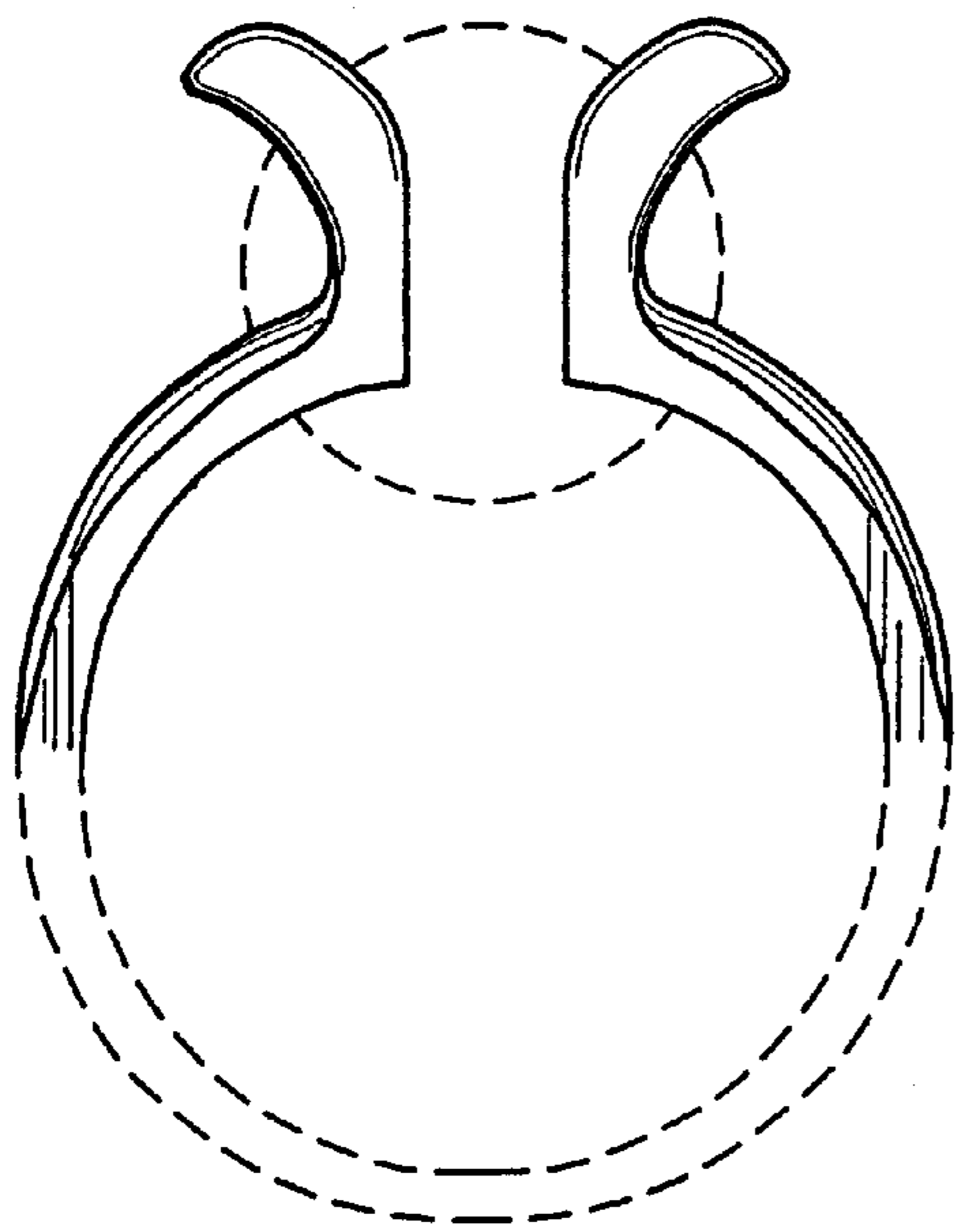
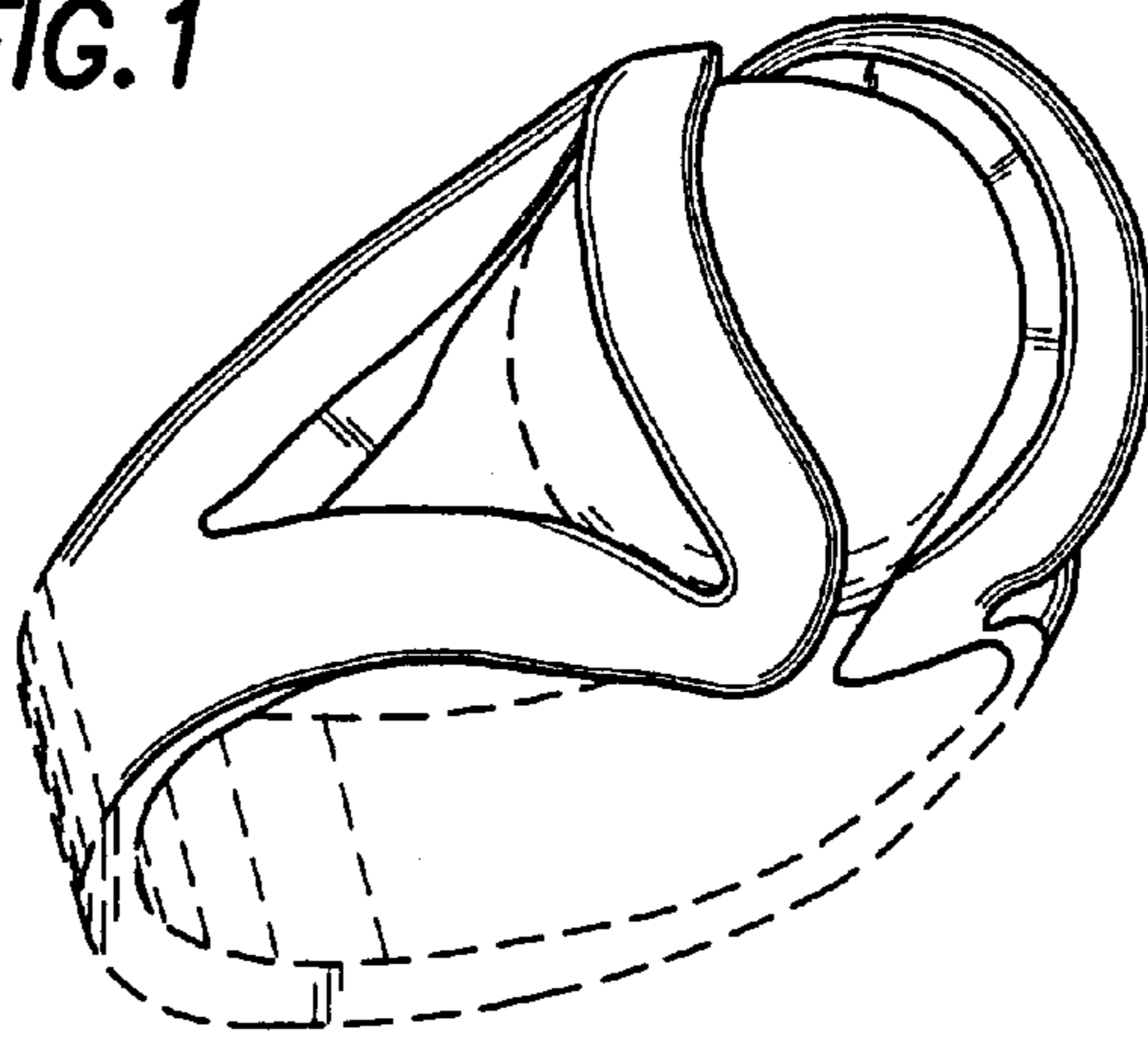


FIG.2

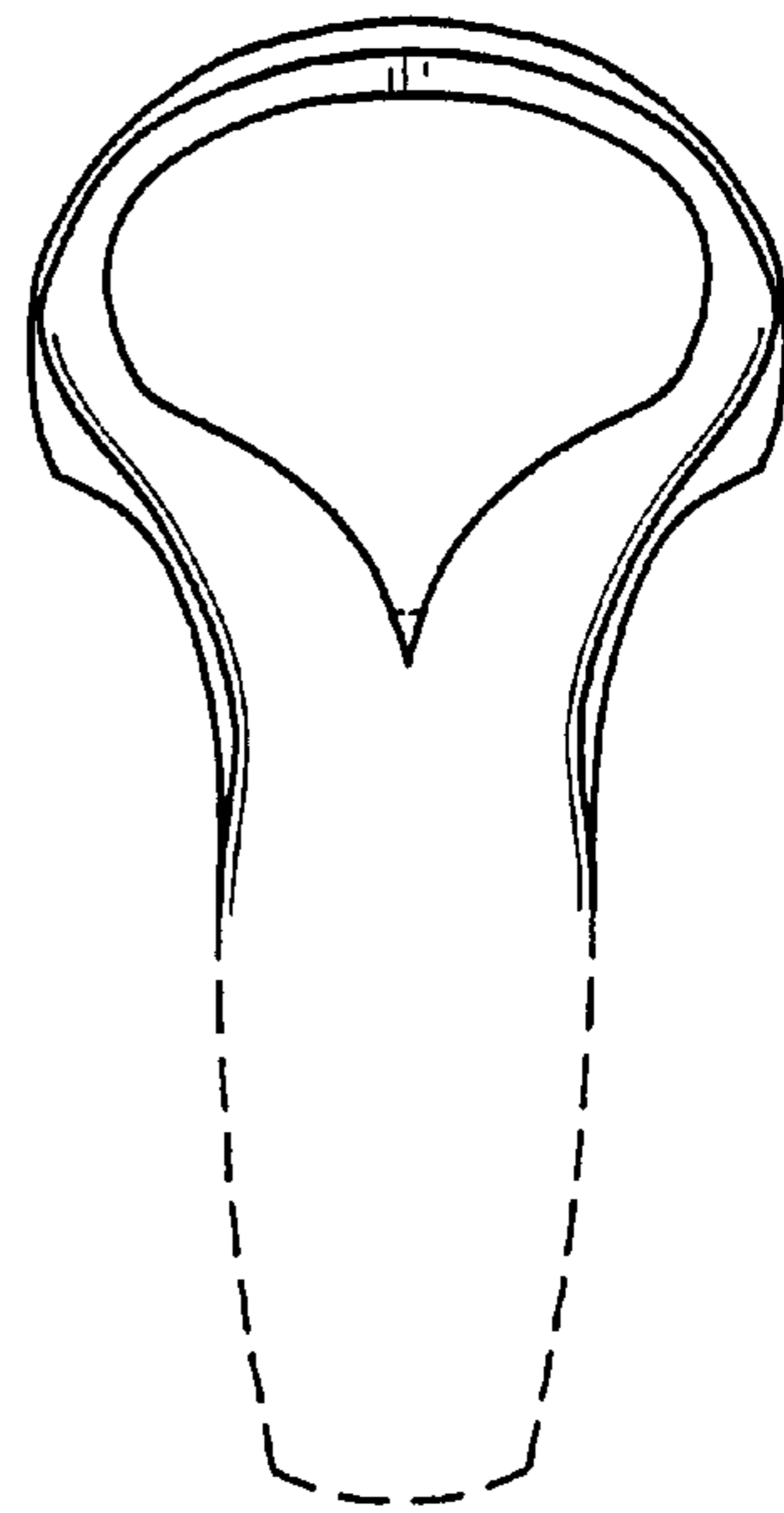


FIG.3

FIG.4

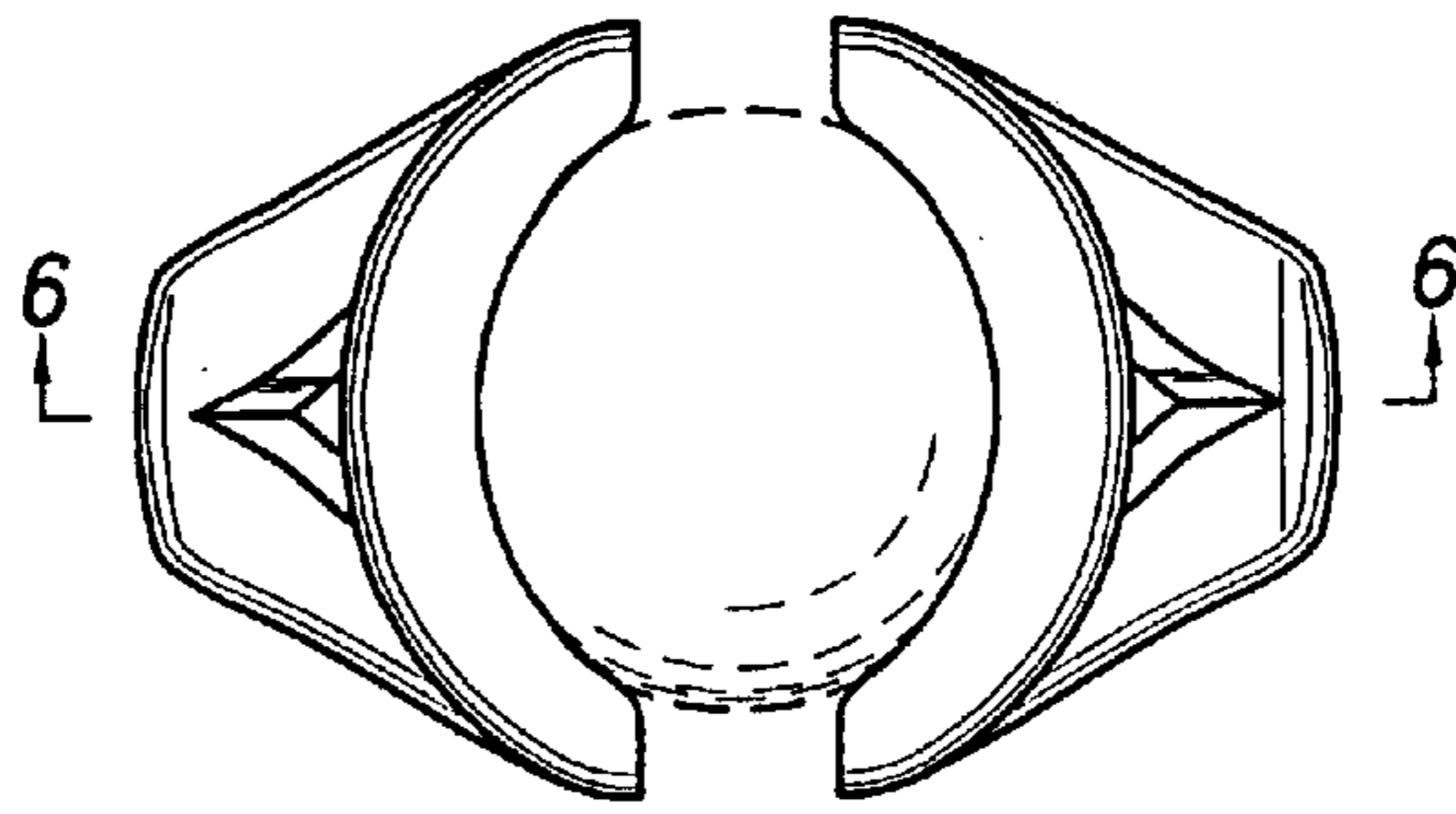


FIG.5

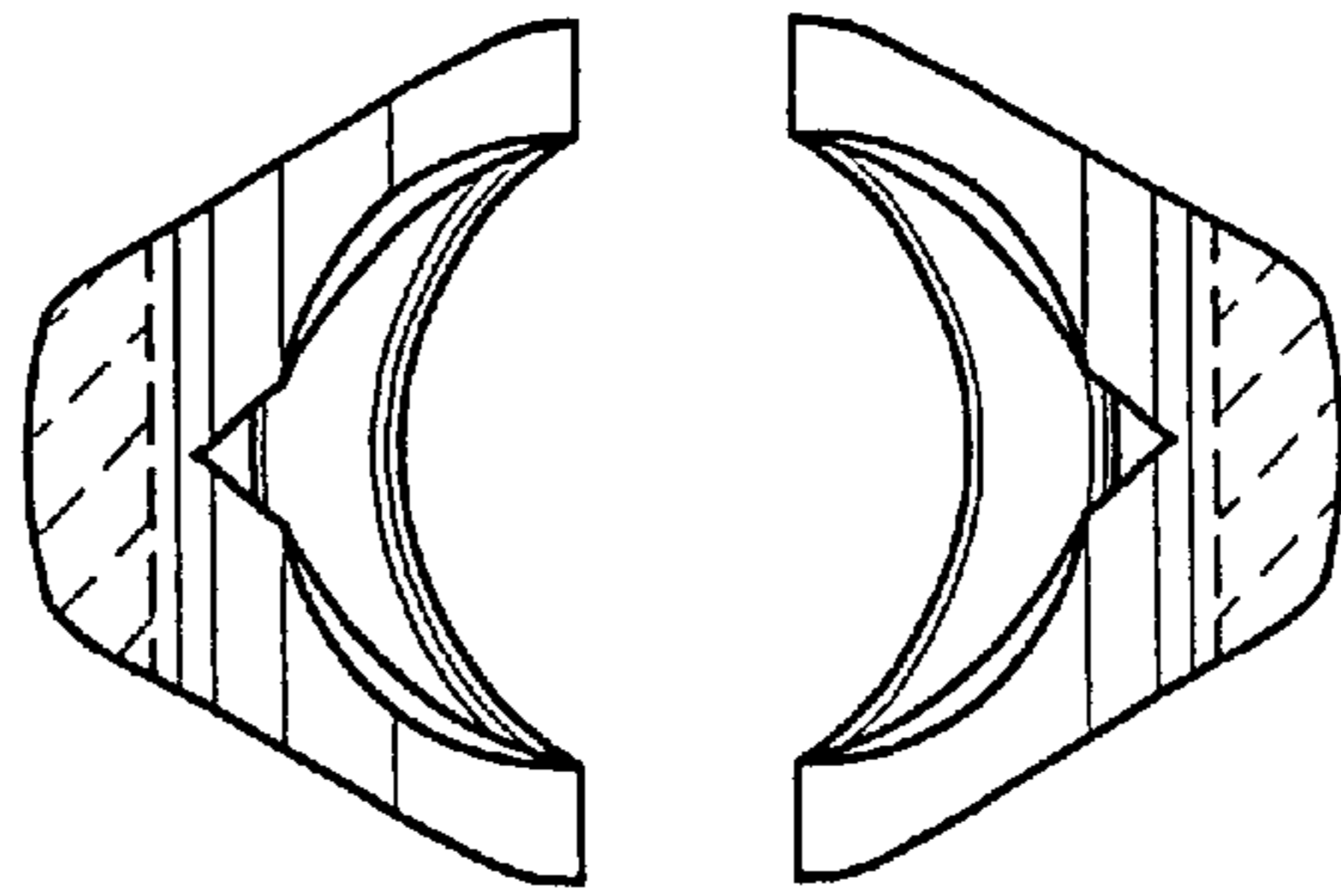


FIG.6

