



US00D445053S

(12) **United States Design Patent**
Capobianco

(10) **Patent No.:** **US D445,053 S**

(45) **Date of Patent:** **** Jul. 17, 2001**

(54) **HAND HELD SIGNAL DEVICE**

D. 410,861 * 6/1999 DeWinter D10/109

(76) **Inventor:** **Sergio J. Capobianco**, 19 Justin La.,
Wethersfield, CT (US) 06109

* cited by examiner

(**) **Term:** **14 Years**

Primary Examiner—Marcus A. Jackson

(74) *Attorney, Agent, or Firm*—McCormick, Paulding &
Huber LLP

(21) **Appl. No.:** **29/132,431**

(57) **CLAIM**

(22) **Filed:** **Nov. 8, 2000**

The ornamental design for hand held signal device, as shown
and described.

(51) **LOC (7) Cl.** **10-05**

(52) **U.S. Cl.** **D10/109**

(58) **Field of Search** D10/109, 111,
D10/114, 115; D20/10, 41, 42; 40/584,
610, 611, 612; 362/811, 812; 116/63 P,
63 C

DESCRIPTION

FIG. 1 is a front elevation view of the hand held signal
device showing my new design;

FIG. 2 is a top view of the device of FIG. 1;

FIG. 3 is a rear elevation view of the device of FIG. 1;

FIG. 4 is a bottom view of the device of FIG. 1;

FIG. 5 is a section view of the device taken along the line
5—5 of FIG. 1; and,

FIG. 6 is a left side view of the device of FIG. 1.

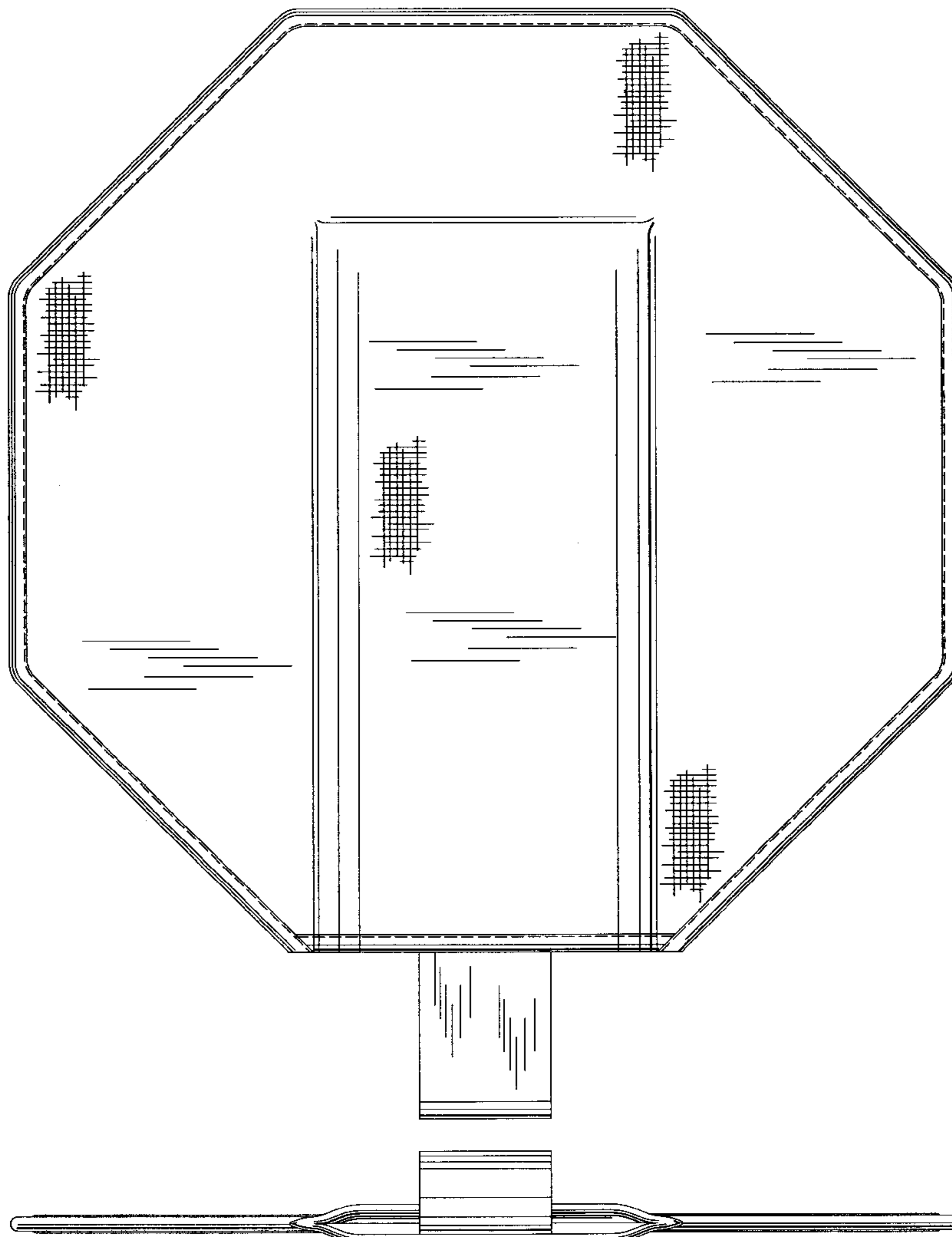
(56) **References Cited**

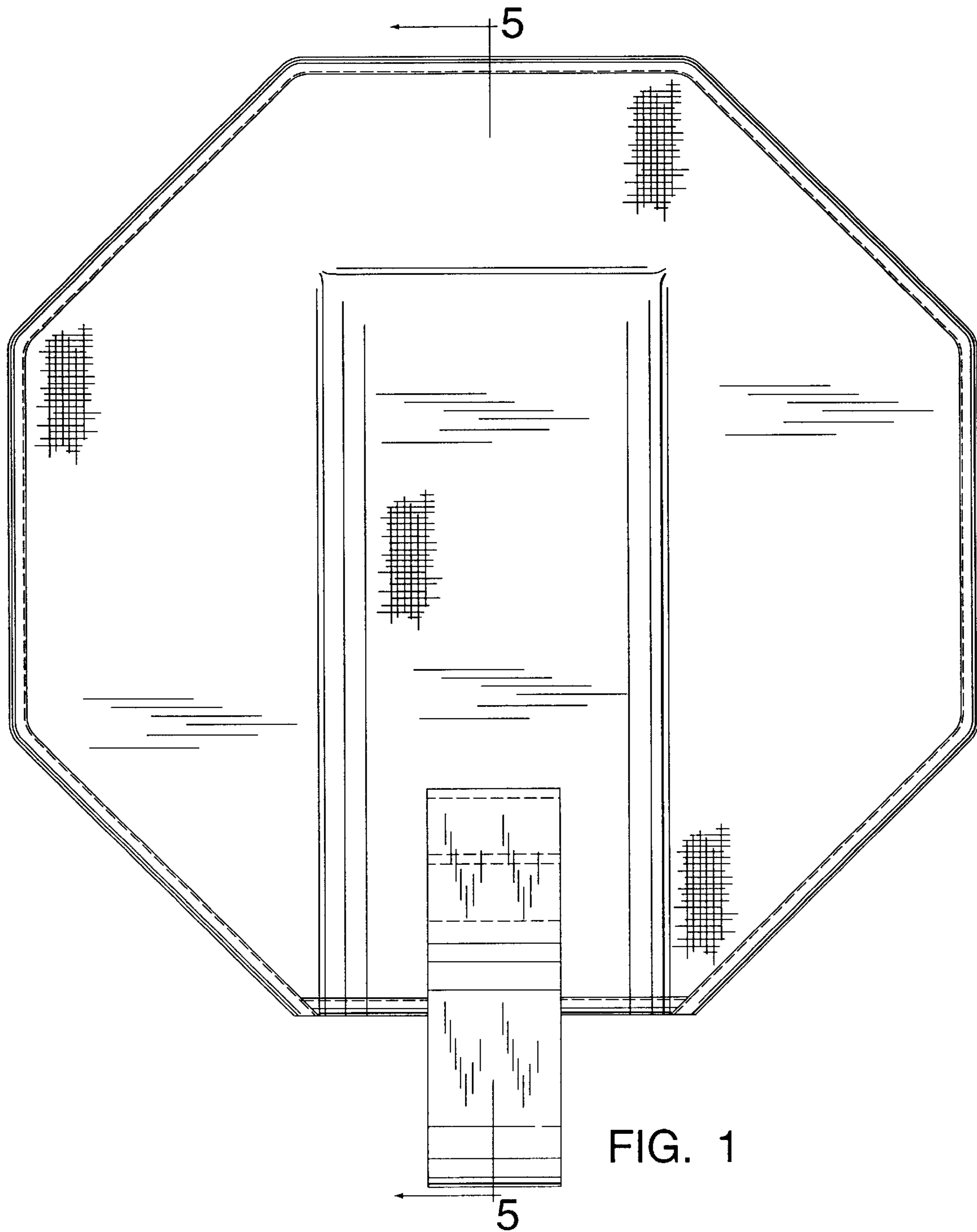
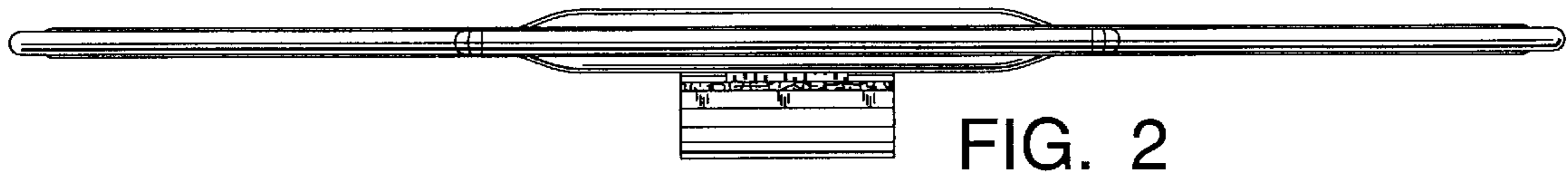
U.S. PATENT DOCUMENTS


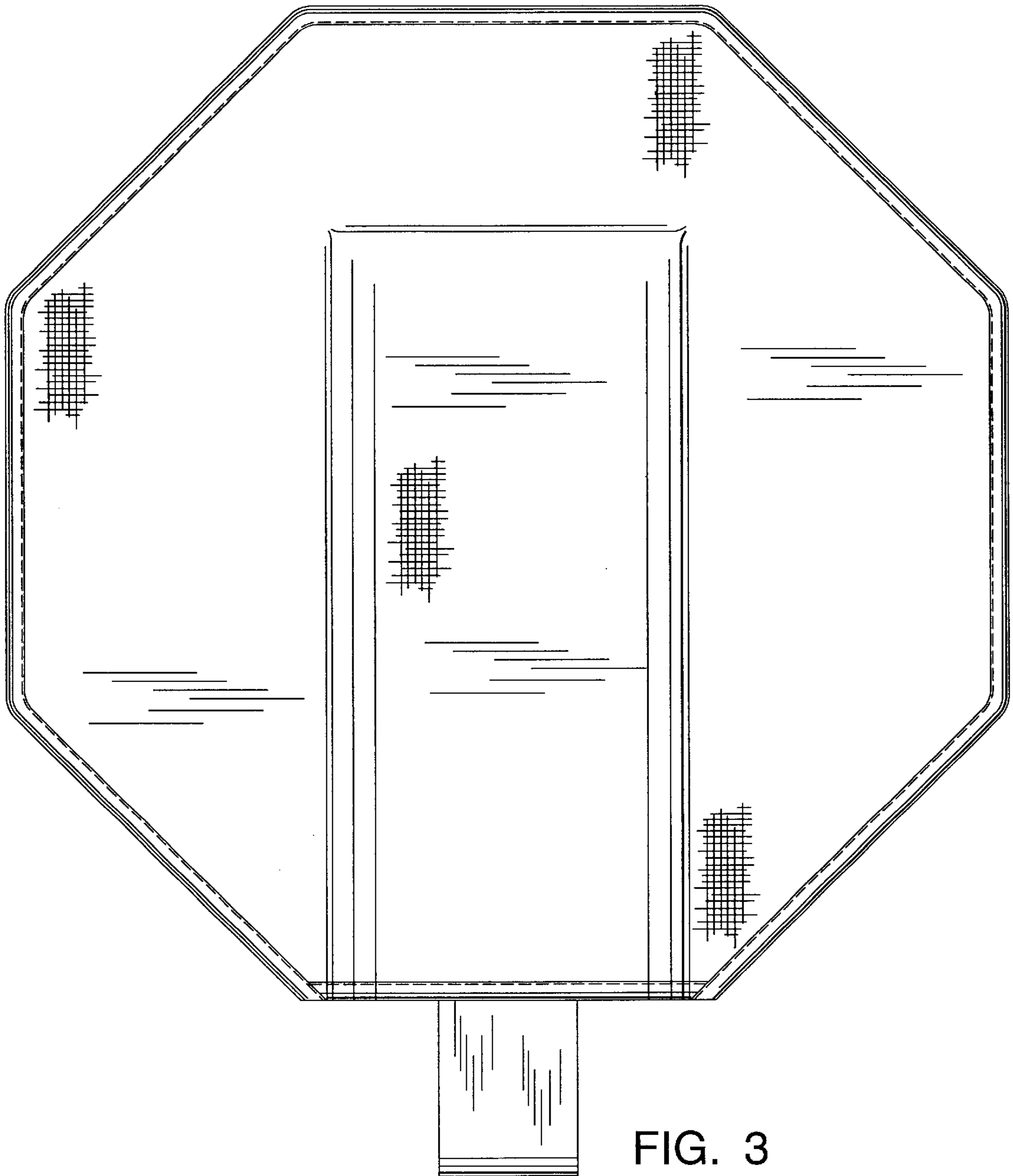
D. 405,377 * 2/1999 Davis D10/109

D. 407,987 * 4/1999 Dittmore et al. D10/109

1 Claim, 3 Drawing Sheets







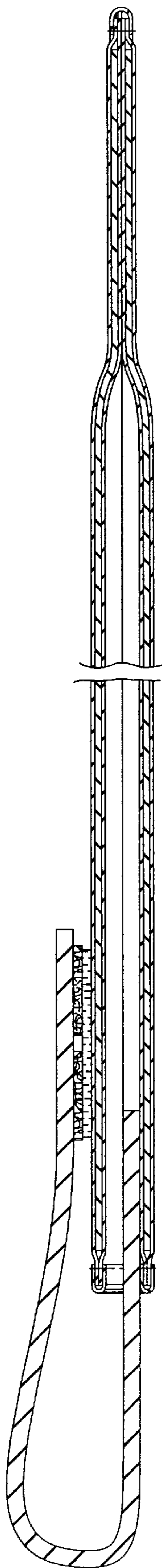


FIG. 5




FIG. 6