



US00D445031S

(12) **United States Design Patent**
Bretz et al.

(10) **Patent No.:** **US D445,031 S**

(45) **Date of Patent:** **** Jul. 17, 2001**

(54) **BOTTLE PORTION**

(75) Inventors: **John M. Bretz**, Crystal Lake; **Susan L. Colten**, Wilmette; **Rachel Orland**, Chicago; **Jeffrey L. Pattee**; **Susan Vanderwiel**, both of Palatine, all of IL (US); **David Piccioli**, Auburn, NH (US); **Bradley L. Allen**, St. Charles; **Bryce Rutter**, St. Louis, both of MO (US); **William Scott Portzline**, Portland, OR (US)

(73) Assignee: **Stokely-Van Camp, Inc.**, Chicago, IL (US)

(**) Term: **14 Years**

(21) Appl. No.: **29/130,613**

(22) Filed: **Oct. 5, 2000**

Related U.S. Application Data

(63) Continuation of application No. 29/080,469, filed on Nov. 19, 1997, now Pat. No. Des. 435,795, which is a continuation of application No. 29/064,095, filed on Dec. 6, 1996, now abandoned.

(51) **LOC (7) Cl.** **09-01**

(52) **U.S. Cl.** **D9/502; D9/538; D9/554; D9/557**

(58) **Field of Search** **D9/502, 538, 557, D9/539-540, 554, 500-504, 520, 434; 215/382-384, 370-375**

(56) **References Cited**

U.S. PATENT DOCUMENTS

- D. 64,152 * 3/1924 Sweeney D9/502
- D. 159,616 * 8/1950 Hoffman D9/557
- D. 208,504 * 9/1967 Trombley D9/502

- D. 306,262 * 2/1990 Bit D9/502
- D. 334,342 * 3/1993 Thompson D9/502
- D. 345,693 * 4/1994 Edstrom D9/538
- D. 352,245 * 11/1994 Krishnakumar et al. D9/538
- D. 379,150 * 5/1997 Richardson D9/500
- D. 379,306 * 5/1997 Peykoff D9/502
- D. 379,762 * 6/1997 Zogg D9/502
- D. 382,806 * 8/1997 Wilson et al. D9/502
- D. 396,640 * 8/1998 Conrad et al. D9/502
- 5,632,397 * 5/1997 Fandoux et al. 215/382

FOREIGN PATENT DOCUMENTS

5553 * 2/1993 (PH) .

* cited by examiner

Primary Examiner—Lucy Lieberman

(74) *Attorney, Agent, or Firm*—Lars S. Johnson

(57) **CLAIM**

The ornamental design for a bottle portion, as shown and described.

DESCRIPTION

FIG. 1 is a perspective view of a bottle portion showing our new design;

FIG. 2 is a front view of the bottle portion depicted in FIG. 1 the opposite rear view and side views being identical;

FIG. 3 is a top view of the bottle portion depicted in FIG. 2; FIG. 4 is a bottom view of the bottle portion depicted in FIG. 2;

FIG. 5 is a perspective view of a second embodiment of a bottle portion as depicted in FIG. 1;

FIG. 6 is a front view of the bottle portion depicted in FIG. 5 the opposite rear view and side views being identical; and,

FIG. 7 is a top view of the bottle portion depicted in FIG. 6. The broken line environmental showing is for illustrative purposes only and does not form part of the claimed design.

1 Claim, 4 Drawing Sheets

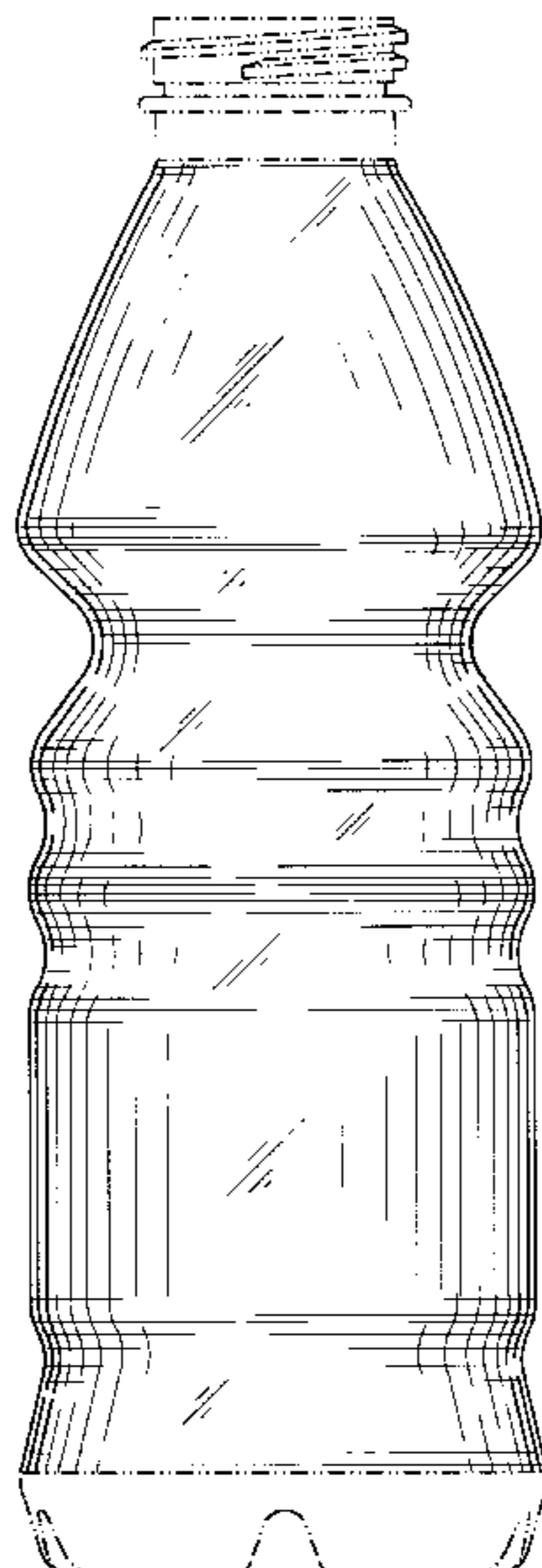


FIG. 1

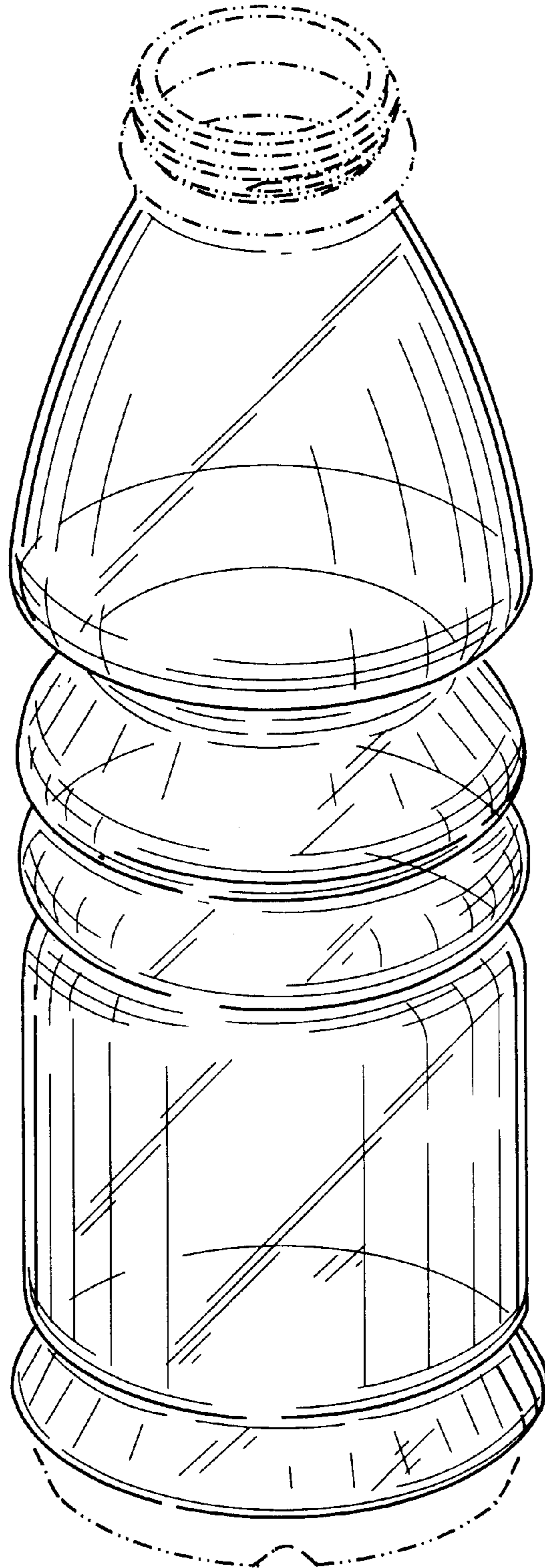


FIG. 2

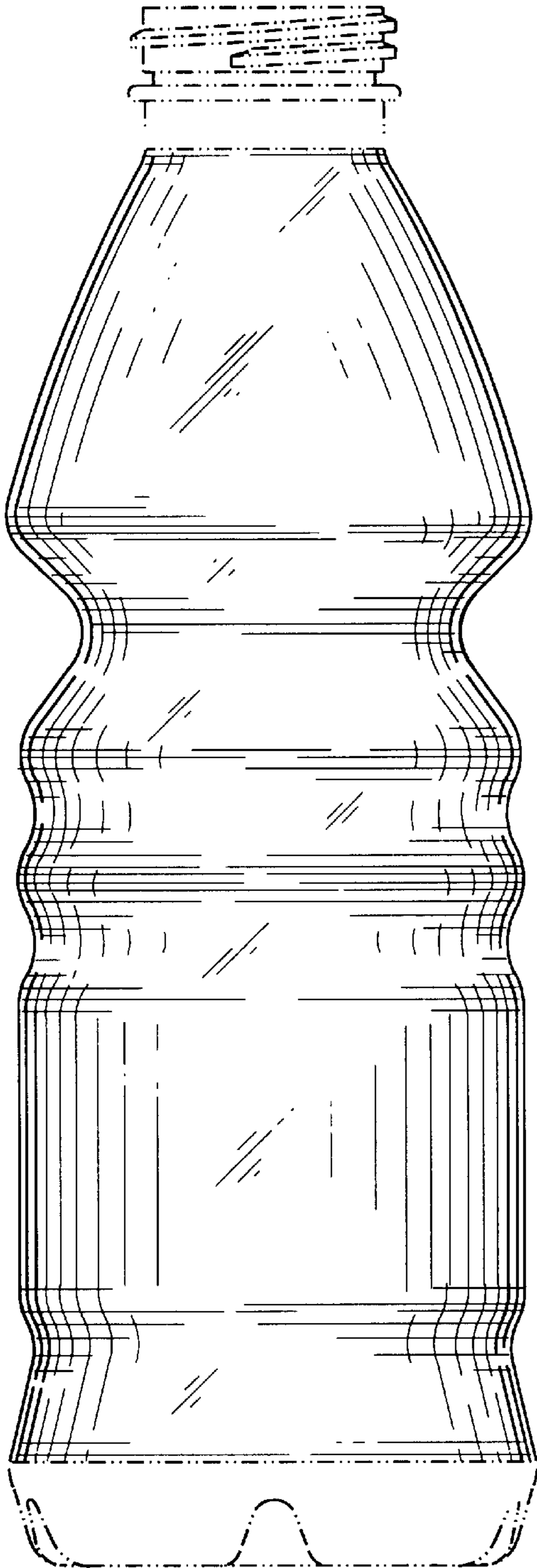


FIG. 3

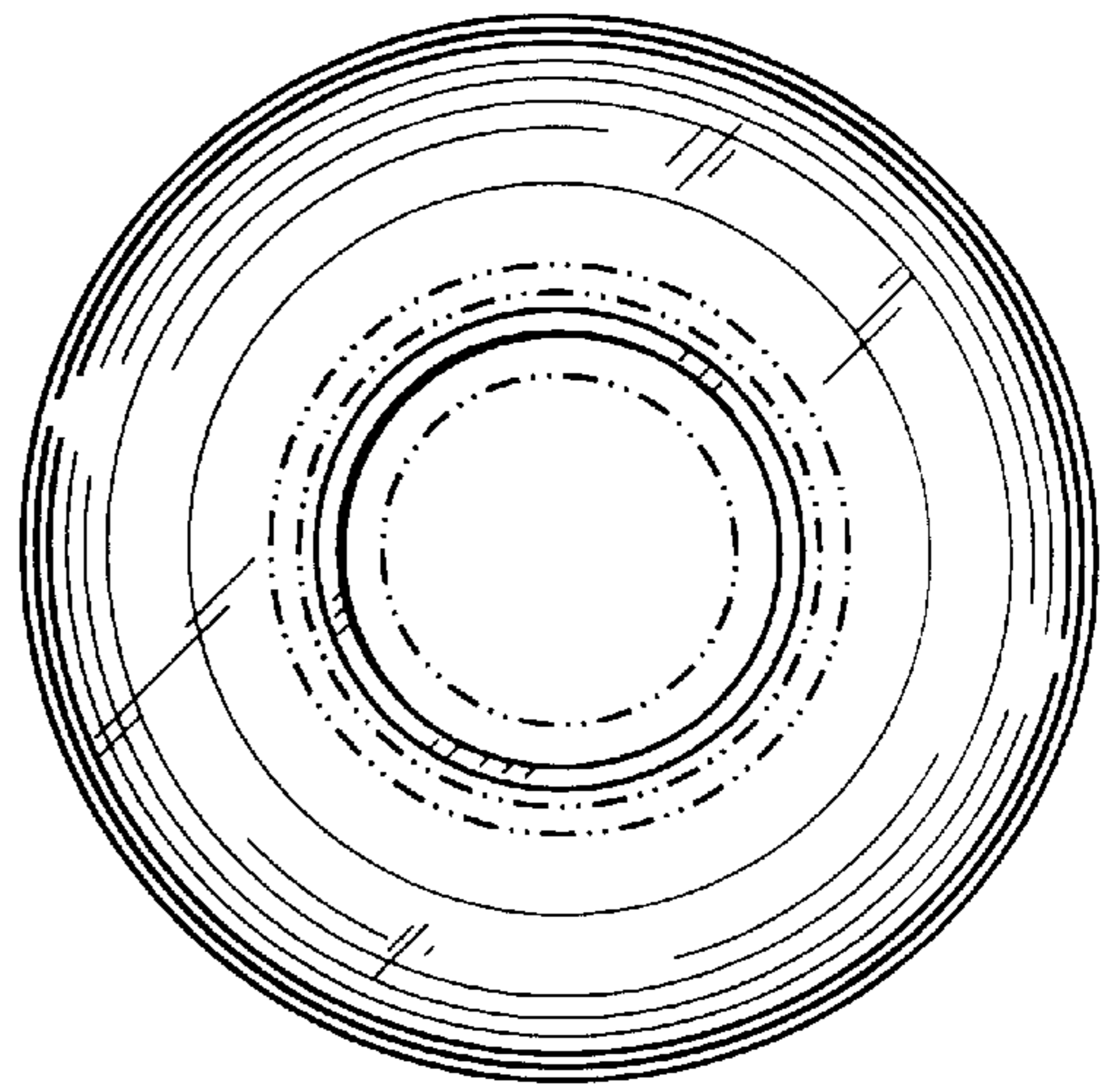


FIG. 4

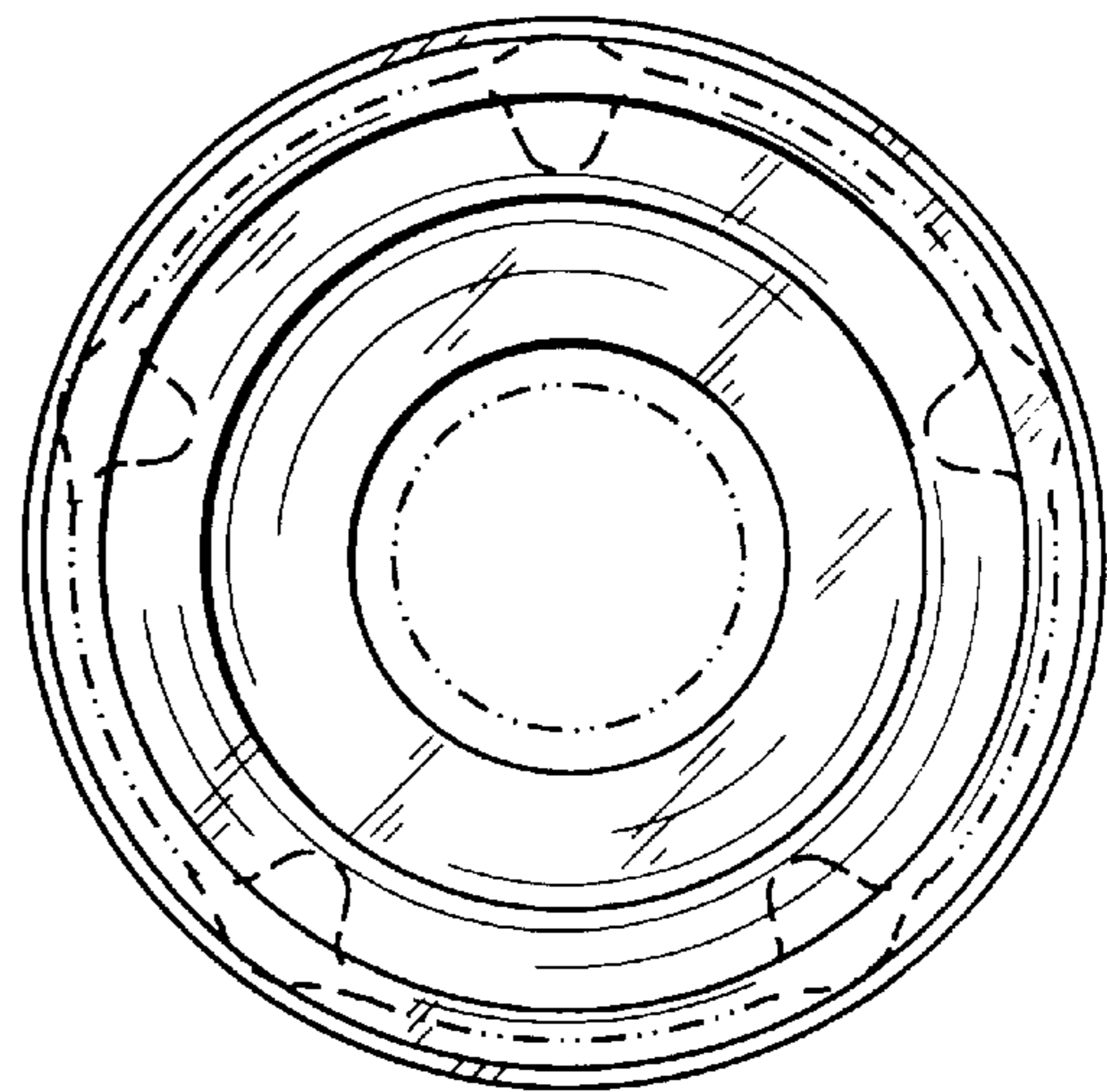


FIG. 5

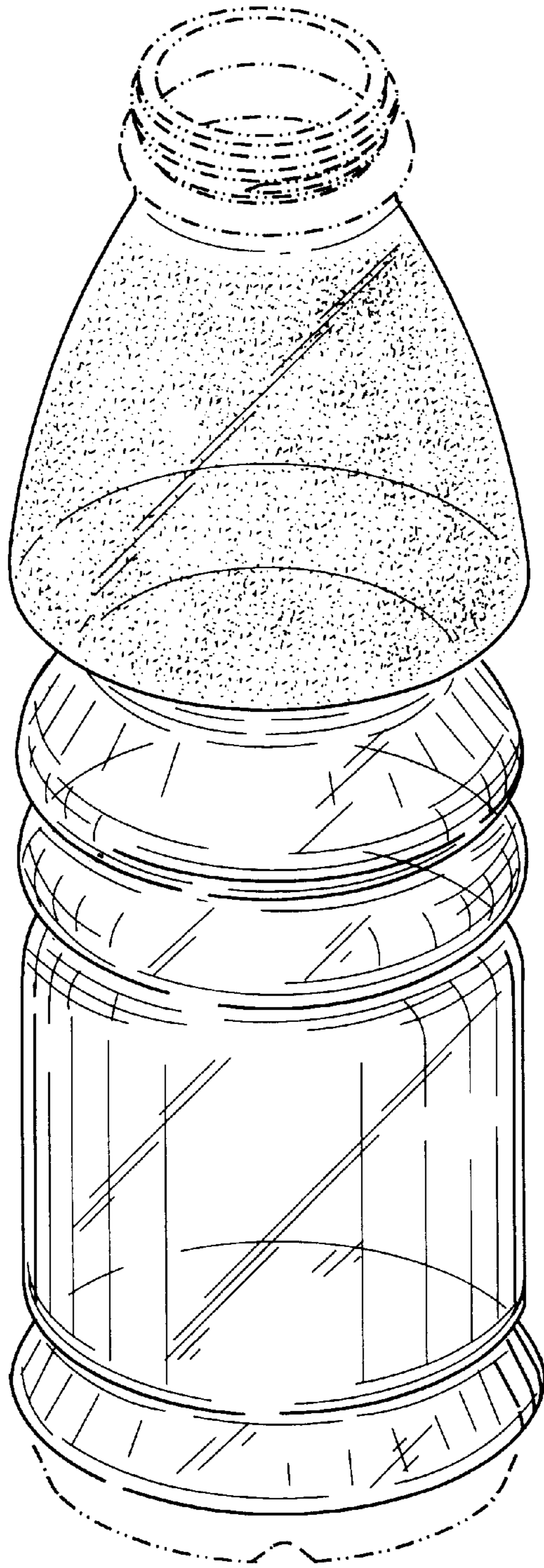


FIG. 6

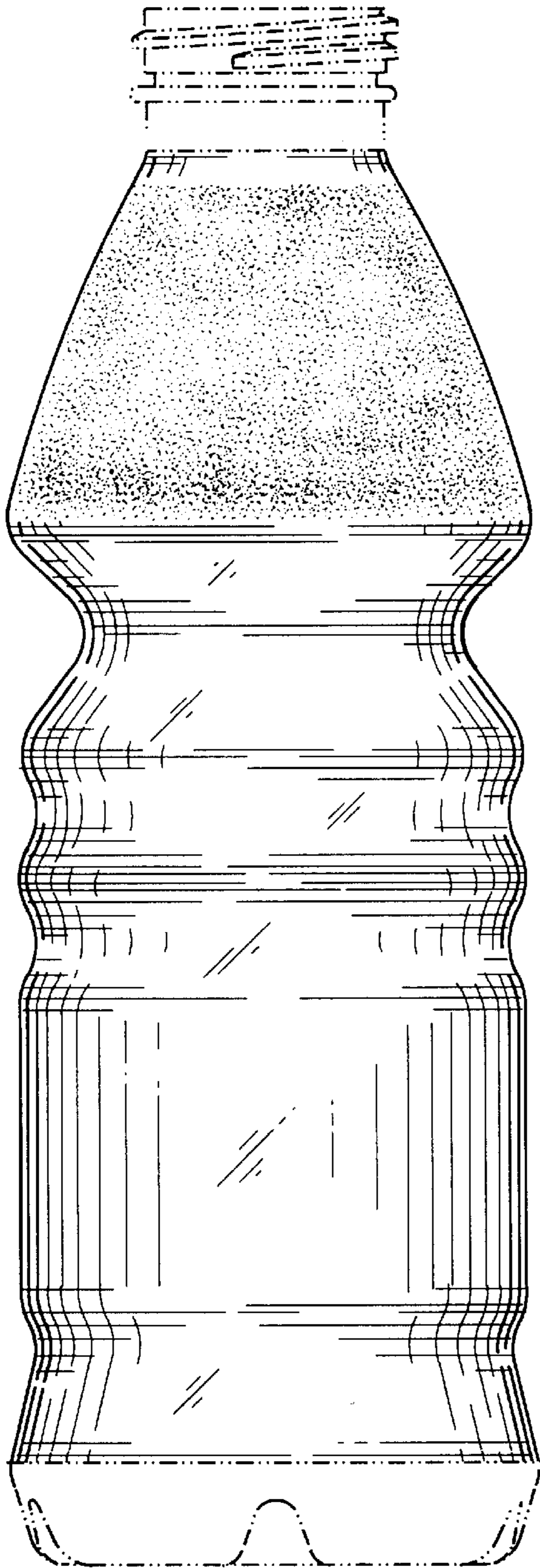


FIG. 7

