



US00D445030S

(12) **United States Design Patent**
Croft et al.

(10) **Patent No.:** **US D445,030 S**

(45) **Date of Patent:** **** Jul. 17, 2001**

(54) **CONSUMABLES CONTAINER**

WO 92/04243 3/1992 (WO) .

(75) Inventors: **Robert John Croft**, Jersey City; **Jim Frances Warner**, Hoboken, both of NJ (US)

OTHER PUBLICATIONS

Advertisement by Land O'Lakes showing a personal size container for beverages, trademarked as the "Grip". It also has a resealable top. No date.

(73) Assignee: **Recot, Inc.**, Pleasanton, CA (US)

Primary Examiner—Philip S. Hyder
Assistant Examiner—Carol Rademaker

(**) Term: **14 Years**

(74) *Attorney, Agent, or Firm*—Colin P. Cahoon; Carstens, Yee & Cahoon

(21) Appl. No.: **29/122,603**

(22) Filed: **Apr. 28, 2000**

(51) **LOC (7) Cl.** **09-01**

(52) **U.S. Cl.** **D9/502; D9/504; D9/518; D9/530; D9/569; D9/438**

(58) **Field of Search** D9/438, 445, 450, D9/416, 500, 502-504, 509, 511, 513, 516, 529-530, 536-537, 539-542, 548, 558, 569, 574; 215/381-384, 396, 398; 220/906

(57) **CLAIM**

The ornamental design for a consumables container, as shown and described.

(56) **References Cited**

U.S. PATENT DOCUMENTS

- Re. 30,805 11/1981 Rhoads .
- D. 187,162 * 2/1960 Lerner et al. D9/502
- D. 208,222 * 8/1967 Slomski D9/518
- D. 246,896 1/1978 Plummer .
- D. 247,471 3/1978 Strand .
- D. 247,472 3/1978 Byrne .
- D. 247,847 5/1978 Kretz .
- D. 254,840 4/1980 Aldrich, III .

(List continued on next page.)

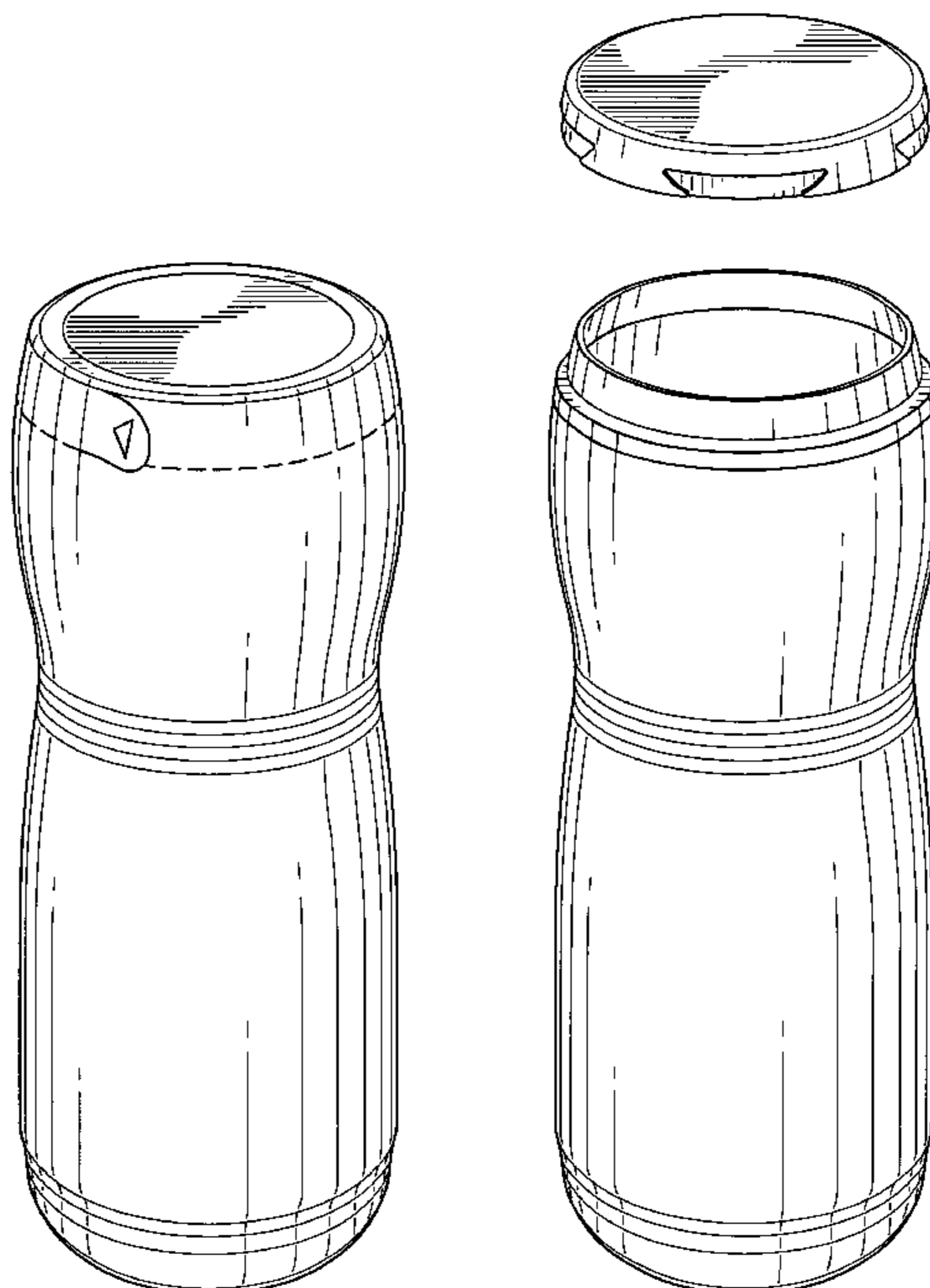
FOREIGN PATENT DOCUMENTS

2646071 4/1989 (FR) .

DESCRIPTION

FIG. 1 is a perspective view with tear strip in place of the consumables container of the present invention;
 FIG. 2 is a side view in elevation with tear strip removed, revealing a removable cap, of the consumables container of FIG. 1, all side views with tear strip removed being identical;
 FIG. 3 is a top plan view of the consumables container of FIG. 2;
 FIG. 4 is a bottom plan view of the consumables container of FIG. 1;
 FIG. 5 is an exploded view with cap removed of the consumables container of the present invention; and,
 FIG. 6 is a plan view of the bottom of the cap of the consumables container of FIG. 5.
 The broken line showing in FIG. 1 represents a tear line.

1 Claim, 2 Drawing Sheets



US D445,030 S

Page 2

U.S. PATENT DOCUMENTS

D. 263,685	*	4/1982	Smith	D9/452	2,346,417	4/1944	Cornwell .	
D. 266,648	*	10/1982	Plewes et al.	D9/503	2,533,349	12/1950	Burger .	
D. 285,656	*	9/1986	Champion	D9/503	2,543,427	2/1951	Warne .	
D. 321,649	*	11/1991	Lambe, Jr. et al.	D9/503	2,619,245	11/1952	Levi .	
D. 333,268	*	2/1993	Arlinghaus et al.	D9/538	2,780,379	*	2/1957	Ferguson 215/386
D. 345,695		4/1994	Frazer et al. .		3,021,977	2/1962	Hester .	
D. 371,304		7/1996	Onneweer .		3,469,727	*	9/1969	Acton D9/439 X
D. 405,372	*	2/1999	Yucknut	D9/504	3,760,968	9/1973	Amberg et al. .	
D. 408,689	*	4/1999	Kato	D7/608	4,054,220	10/1977	Rosenstein .	
D. 418,758	*	1/2000	Yucknut	D9/500	4,190,168	2/1980	Jacques .	
D. 428,813	*	8/2000	Haley	D9/500	4,483,890	11/1984	Beery et al. .	
2,076,132		4/1937	Le Rose .		5,139,163	*	8/1992	Diaz 220/258
2,121,041		6/1938	Morgan .		6,006,945	12/1999	Kirkland .	
2,297,285		9/1942	Bledsoe .					

* cited by examiner

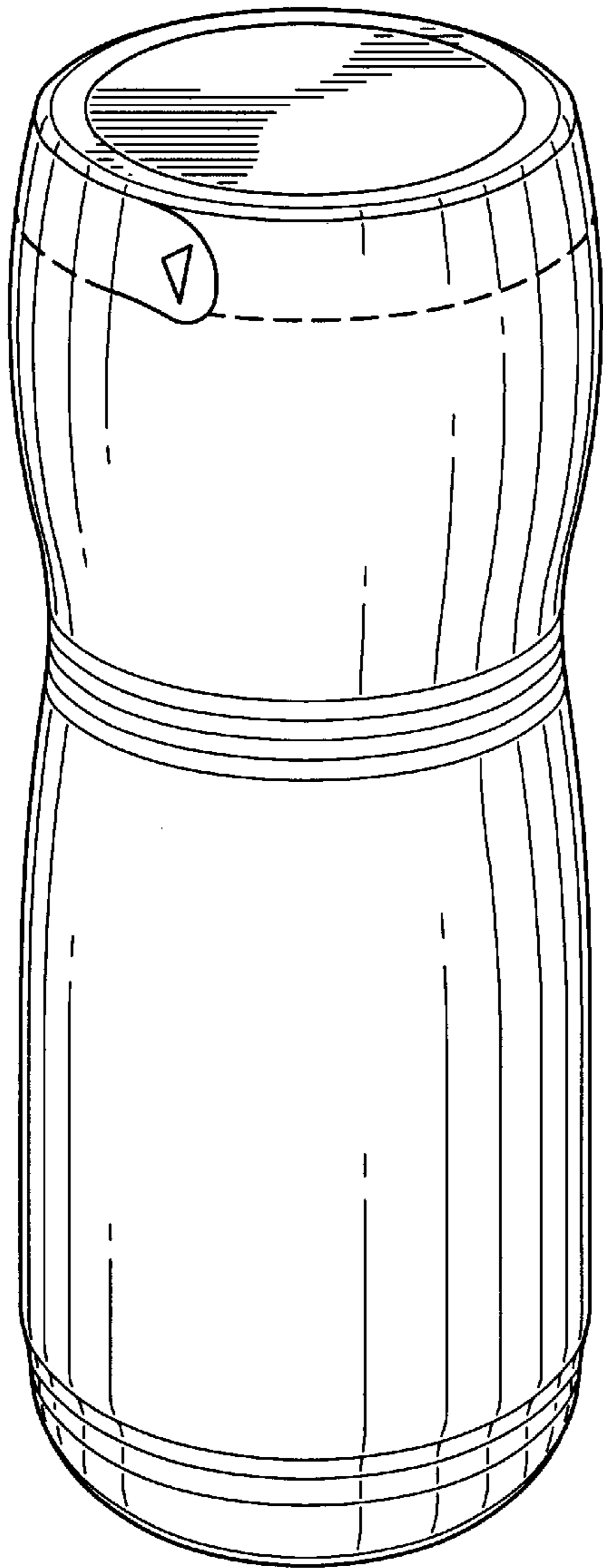


FIG. 1

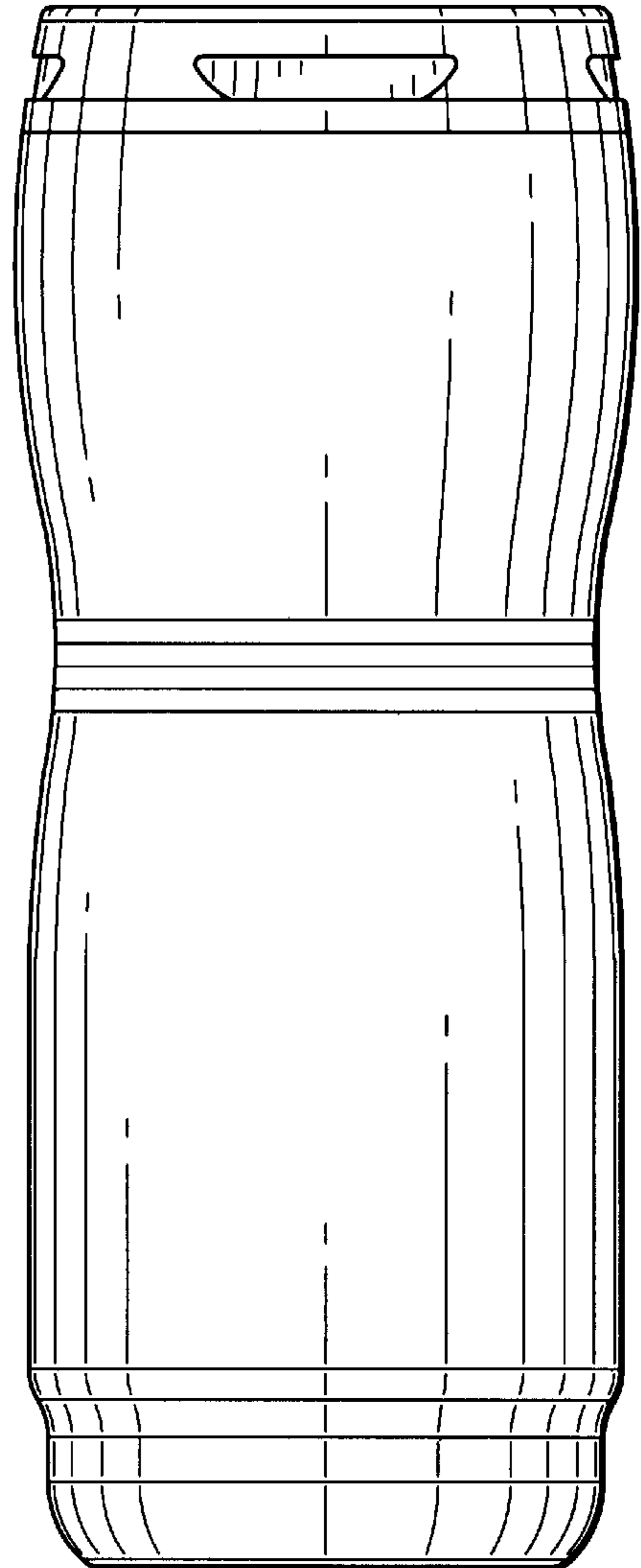


FIG. 2




FIG. 3

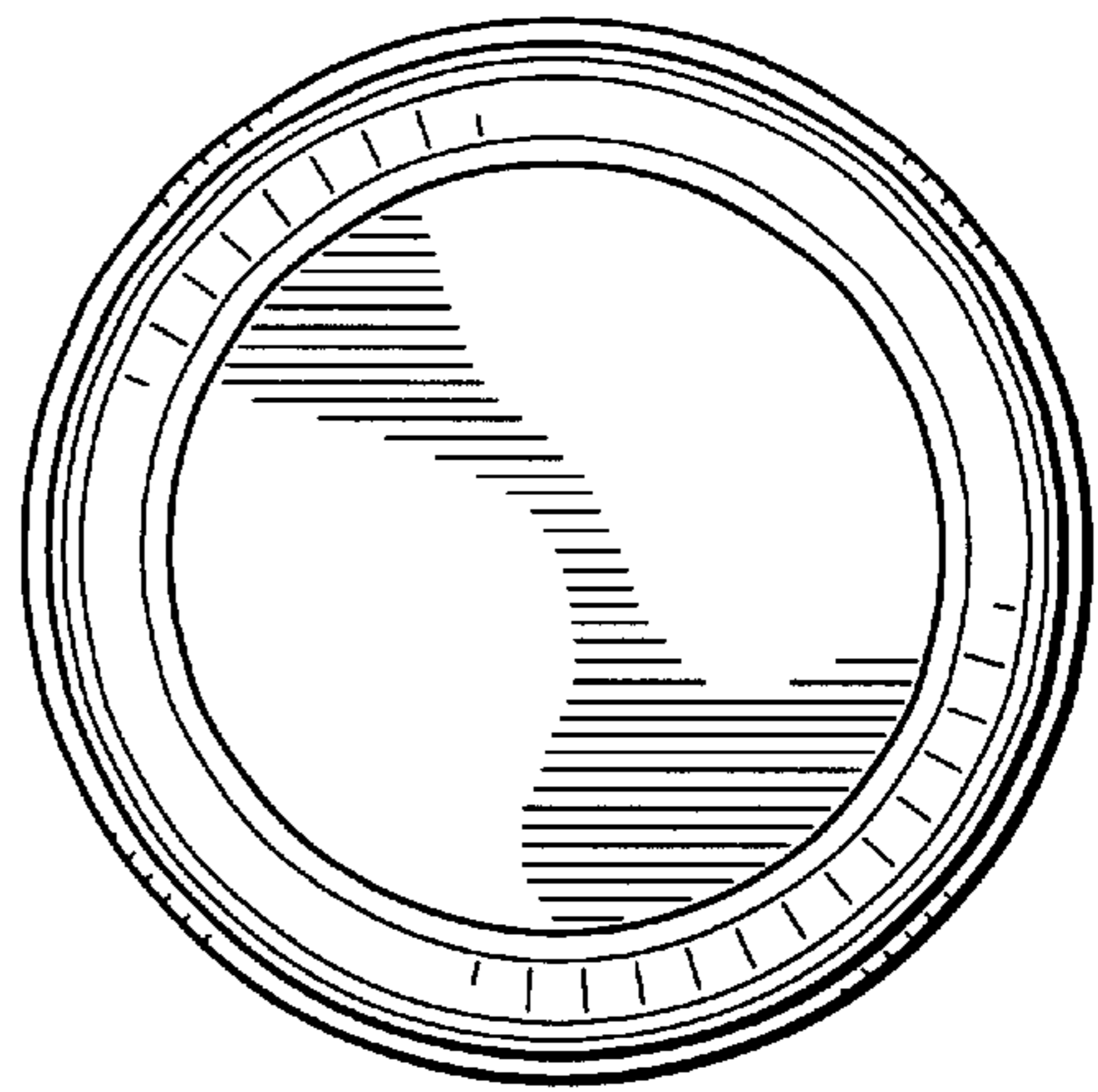


FIG. 4

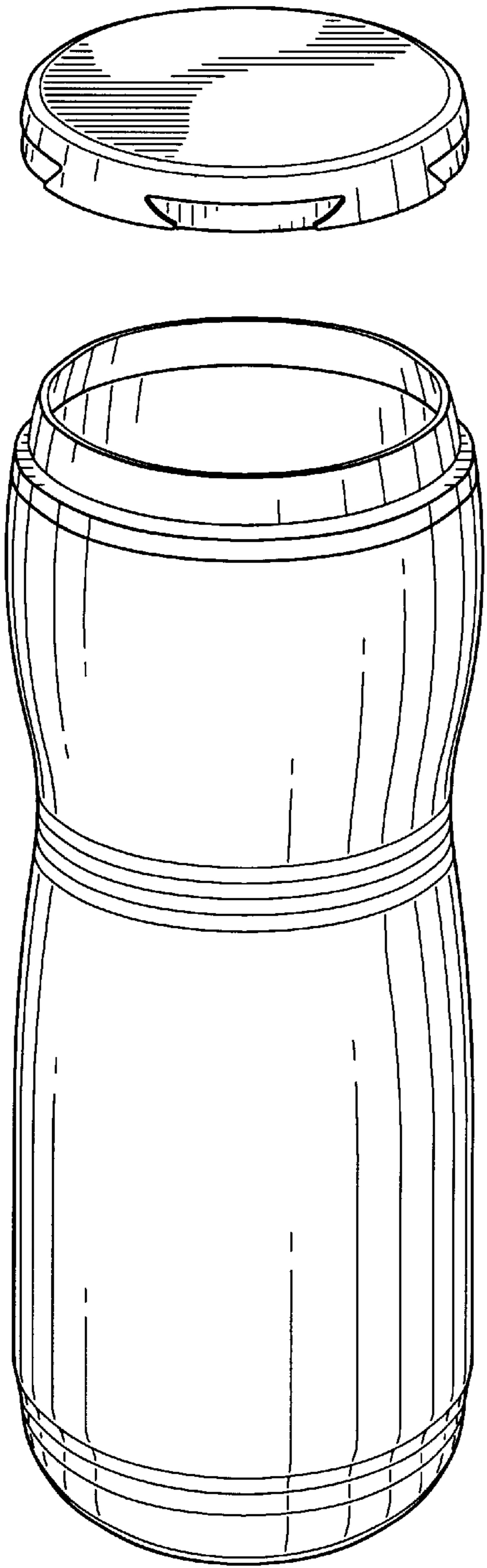


FIG. 5

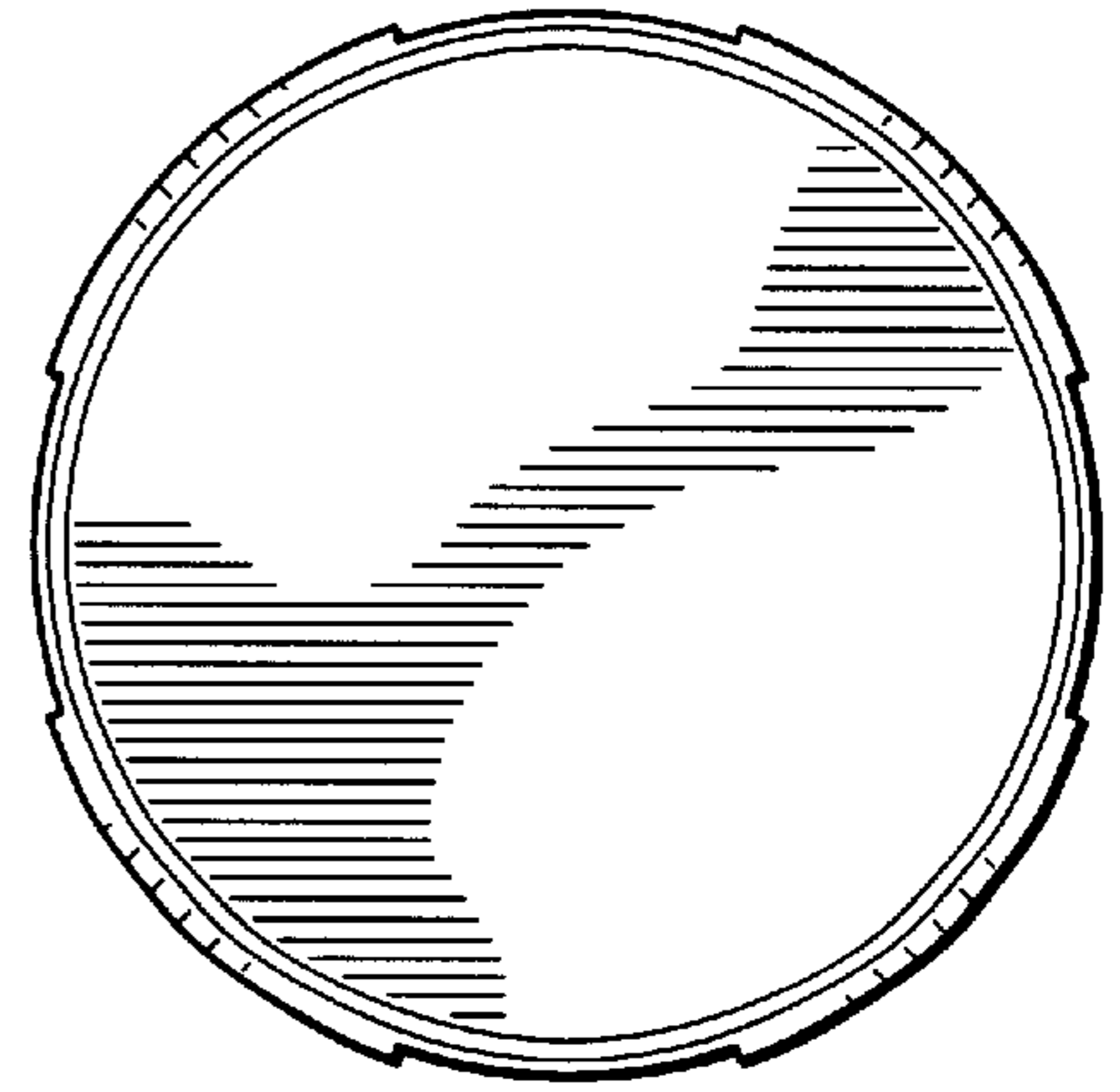


FIG. 6