



US00D445023S

(12) **United States Design Patent**
Gaudet et al.

(10) **Patent No.: US D445,023 S**

(45) **Date of Patent: ** *Jul. 17, 2001**

(54) **BOX FOR HOLDING AND DISPLAYING CANDLES**

(75) Inventors: **Bryan Gaudet, Warwick, RI (US); William Seiler, Northboro, MA (US)**

(73) Assignee: **The Yankee Candle Company, Inc., Whately, MA (US)**

4,079,880	*	3/1978	Edwards	220/4.23
4,081,122	*	3/1978	Hobson	206/521.1
4,349,571	*	9/1982	Davis et al.	206/499
4,615,464	*	10/1986	Byrns	220/4.23
4,884,966	*	12/1989	Wexler	431/295
4,901,884	*	2/1990	Kallenbach	220/4.23
5,597,073	*	1/1997	Kocis	206/564
5,660,281	*	8/1997	James	206/295

(*) Notice: This patent is subject to a terminal disclaimer.

* cited by examiner

(**) Term: **14 Years**

Primary Examiner—Ted Shooman

Assistant Examiner—Carol Rademaker

(21) Appl. No.: **29/095,932**

(74) *Attorney, Agent, or Firm*—Holland & Bonzagni, PC;

(22) Filed: **Nov. 2, 1998**

Mary R. Bonzagni, Esq.

(Under 37 CFR 1.47)

Related U.S. Application Data

(63) Continuation-in-part of application No. 29/083,460, filed on Feb. 10, 1998, now Pat. No. Des. 415,022.

(51) **LOC (7) Cl. 09-03**

(52) **U.S. Cl. D9/341**

(58) **Field of Search** D9/414-415, 418, D9/341, 346-347, 333, 445; D26/6, 9-10, 13; 206/68, 419, 521.1, 521.15, 524, 593, 592; 320/516, 519; 431/289, 295, 297

(56) **References Cited**

U.S. PATENT DOCUMENTS

D. 220,314	*	3/1971	Dunton, Jr.	D9/456
D. 225,732	*	1/1973	Waldmann	206/68
D. 239,817	*	5/1976	Kellogg	D9/341
D. 264,244	*	5/1982	Olsen	D9/341
D. 327,841	*	7/1992	Letourneau	D9/347
D. 358,088	*	5/1995	Reid	D9/341
D. 396,408	*	7/1998	Carver	D9/445
D. 409,484	*	5/1999	Tasker	D9/432
2,078,488	*	4/1937	Farnham	206/521.15
2,117,151	*	5/1938	Cowan	220/340
3,392,902	*	7/1968	Donovan	206/521.1
3,536,251	*	10/1970	Edwards	206/521.1

(57) **CLAIM**

The ornamental design for a box for holding and displaying candles, as shown and described.

DESCRIPTION

FIG. 1 is a top perspective view of a box for holding and displaying candles, showing my new design;

FIG. 2 is a top perspective view of the “box” of FIG. 1 in an open position;

FIG. 3 is a top plan view of the “box” of FIG. 1;

FIG. 4 is a front elevational view of the “box” of FIG. 1;

FIG. 5 is a rear elevational view of the “box” of FIG. 1;

FIG. 6 is a bottom plan view of the “box” of FIG. 1; and,

FIG. 7 is a right side elevational view (which is identical to but a mirror image of a left side view) of the “box” of FIG. 1.

The broken line showing of indicia of “Yankee Candle Samplers” shown in FIGS. 1 & 3 is for illustrative purposes only and forms no part of the claimed design.

1 Claim, 4 Drawing Sheets



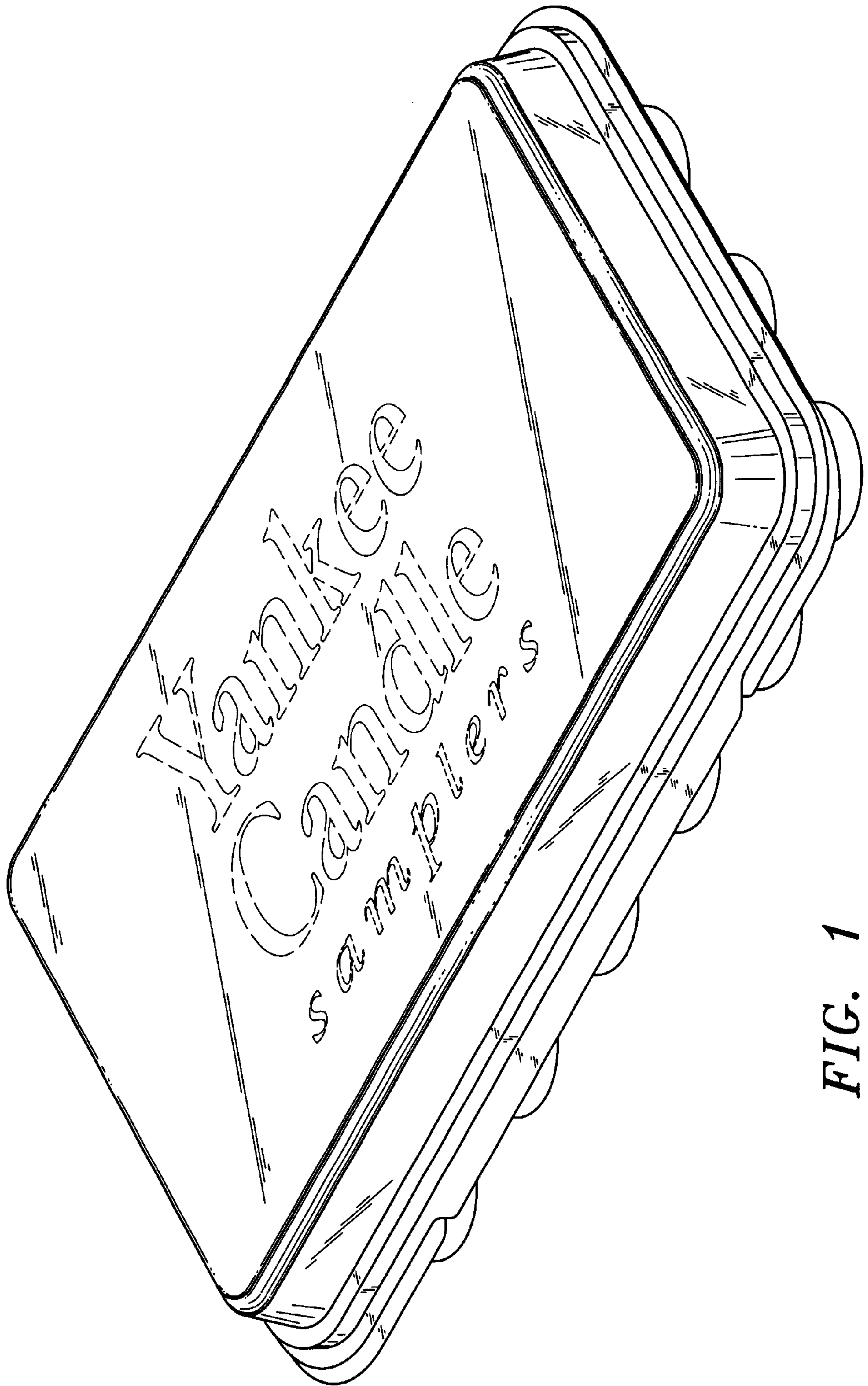


FIG. 1

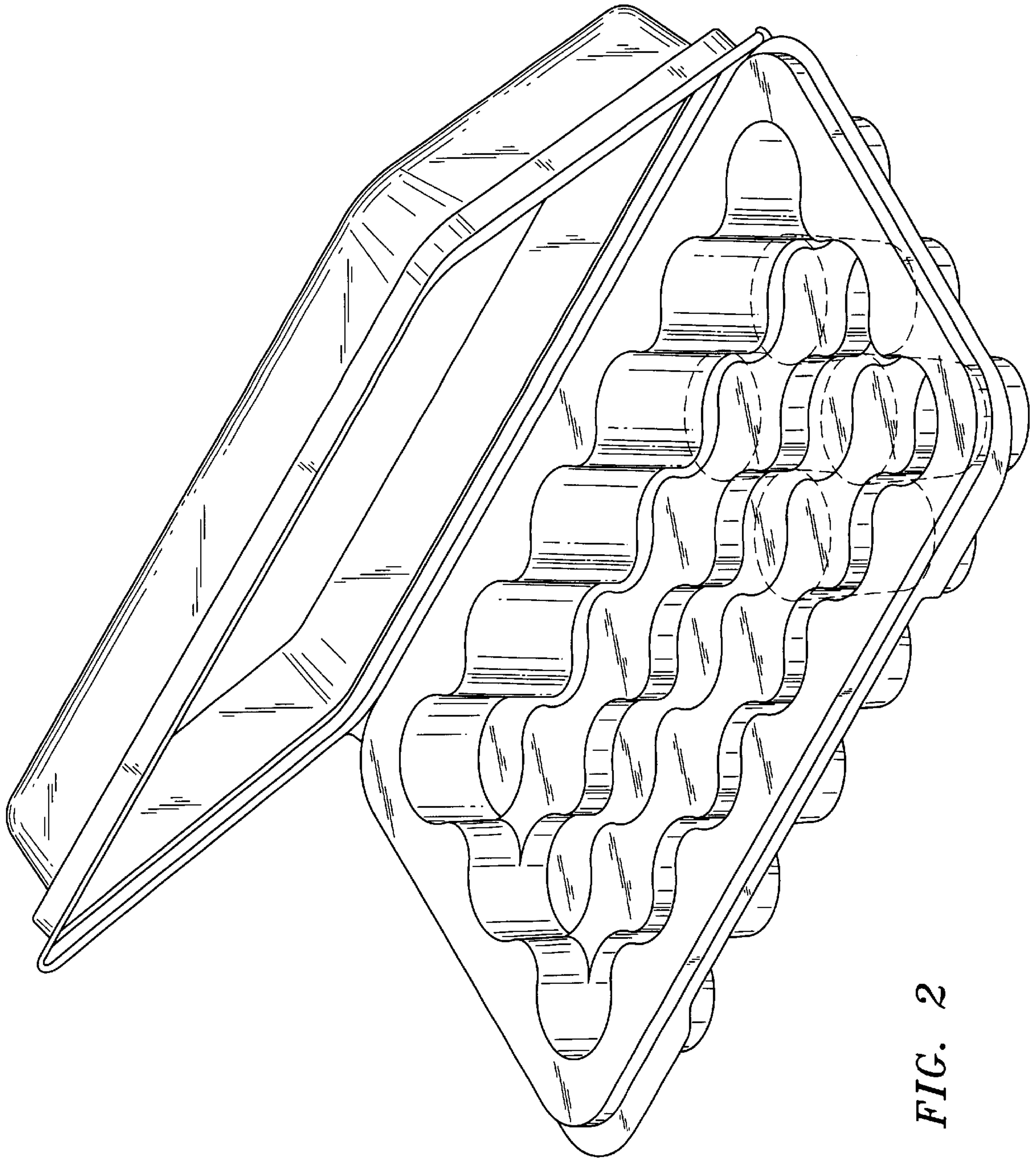


FIG. 2



FIG. 3

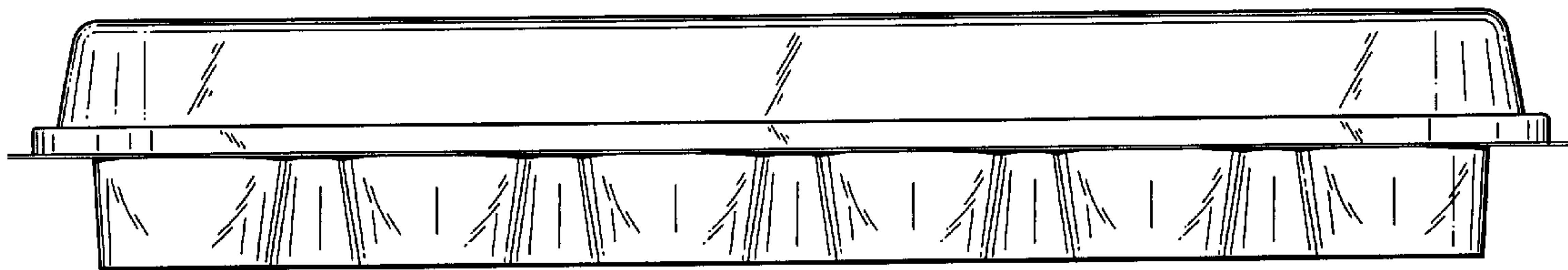


FIG. 4

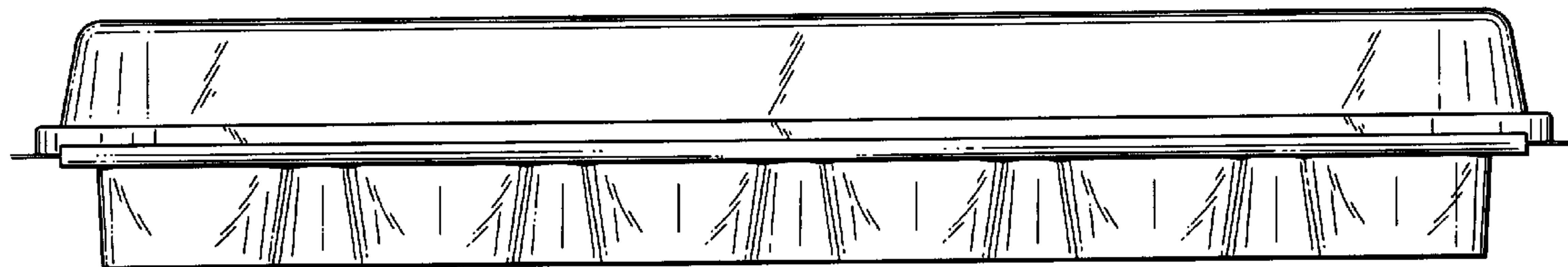


FIG. 5

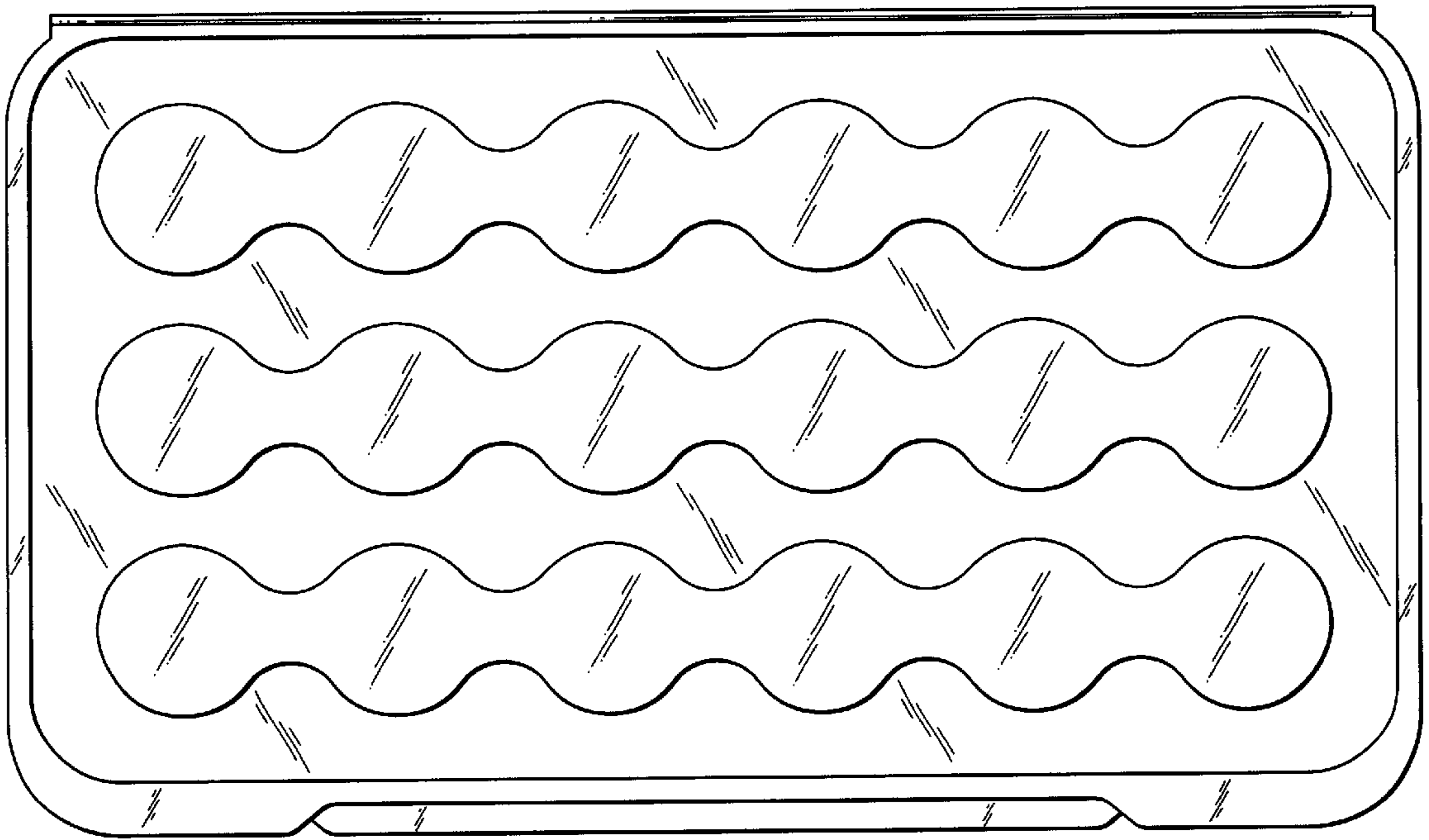


FIG. 6

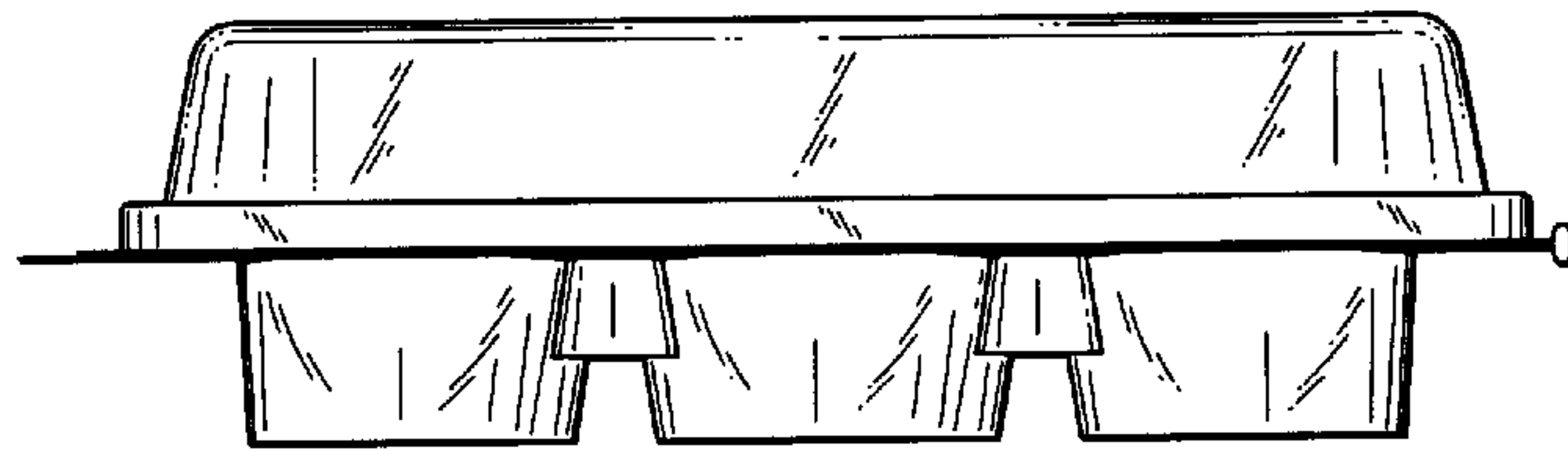


FIG. 7