



US00D445006S

(12) **United States Design Patent**  
**Young et al.**

(10) **Patent No.: US D445,006 S**

(45) **Date of Patent: \*\* Jul. 17, 2001**

(54) **PEPPER MILL**

D. 396,611 \* 8/1998 Huang ..... D7/679  
4,026,490 \* 5/1977 Johansson ..... 241/169.1

(75) Inventors: **Michael W. K. Young**, Astoria; **Wei Young**, Flushing, both of NY (US)

\* cited by examiner

(73) Assignee: **Progressive International Corp.**, Kent, WA (US)

*Primary Examiner*—Terry A. Wallace

(74) *Attorney, Agent, or Firm*—John R. Benefiel

(\*\*) Term: **14 Years**

(57) **CLAIM**

The ornamental design for a pepper mill, as shown and described.

(21) Appl. No.: **29/127,443**

(22) Filed: **Aug. 4, 2000**

**DESCRIPTION**

(51) **LOC (7) Cl.** ..... **07-04**

FIG. 1 is a perspective view of a pepper mill according to the present invention.

(52) **U.S. Cl.** ..... **D7/679**

FIG. 2 is a front view of the embodiment of the invention shown in FIG. 1.

(58) **Field of Search** ..... D7/590–597, 679;  
222/142.1–142.9; 241/168, 169.1, 169.2,  
285.1

FIG. 3 is a side view of the embodiment of the invention shown in FIGS. 1 and 2.

(56) **References Cited**

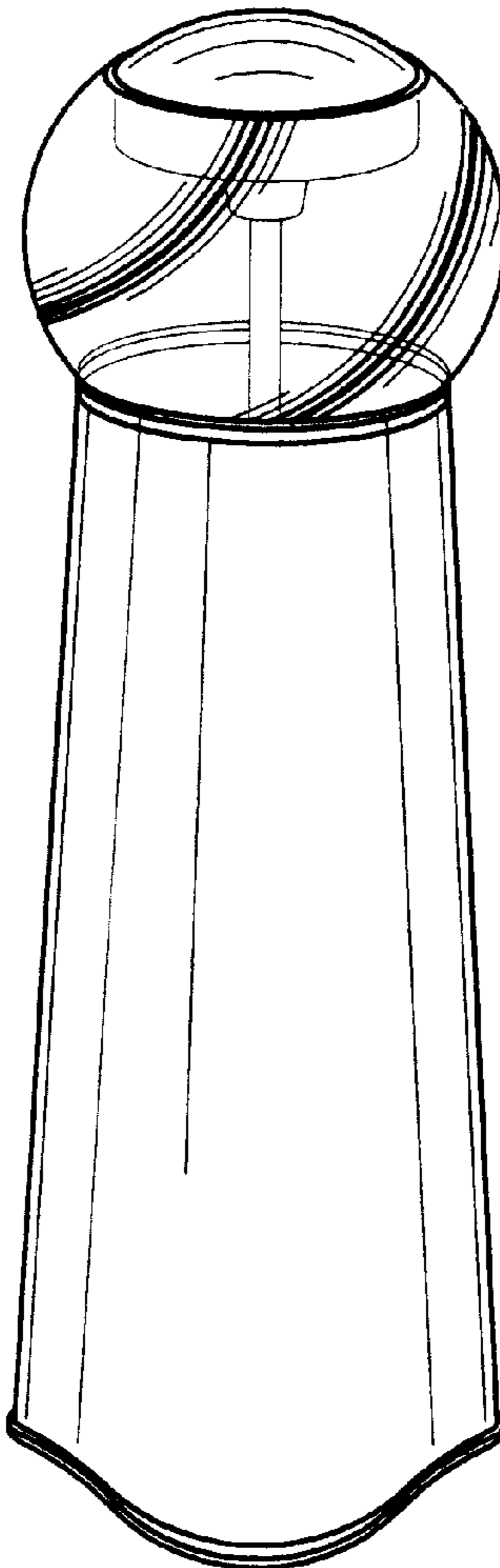
FIG. 4 is a top view of the embodiment of the invention shown in FIGS. 1–3; and,

FIG. 5 is a bottom view of the embodiment of the invention shown in FIGS. 1–4.

**U.S. PATENT DOCUMENTS**

D. 369,067 \* 4/1996 Husted ..... D7/679  
D. 395,804 \* 7/1998 David ..... D7/679

**1 Claim, 1 Drawing Sheet**



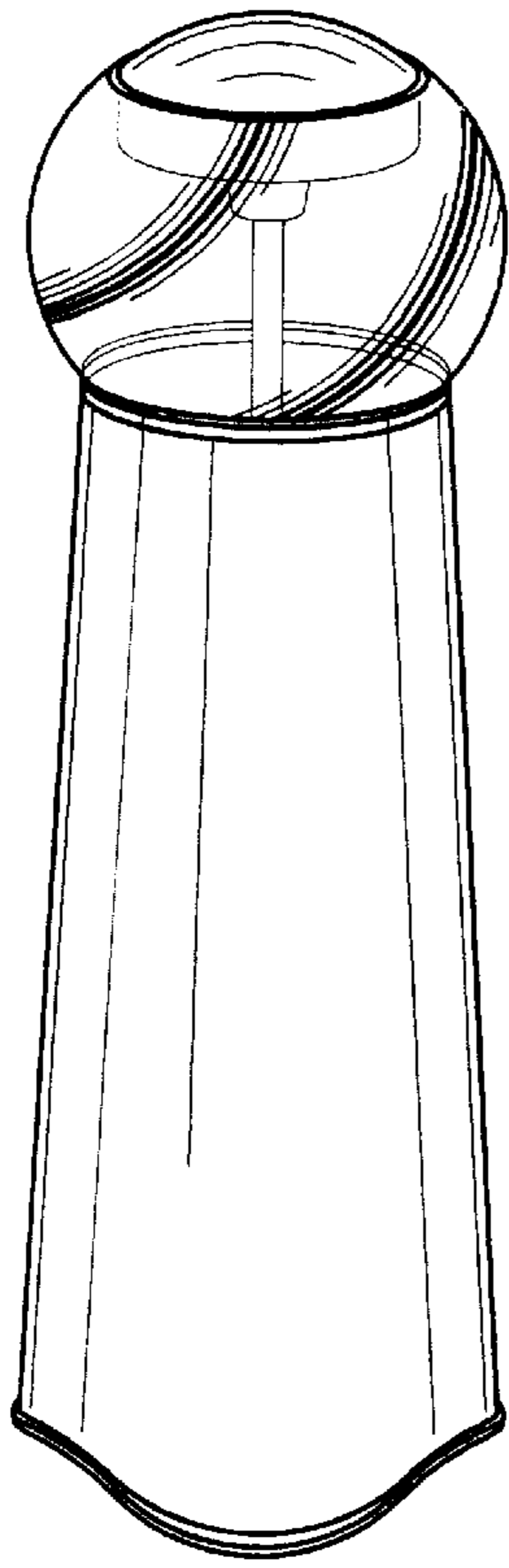


Figure 1

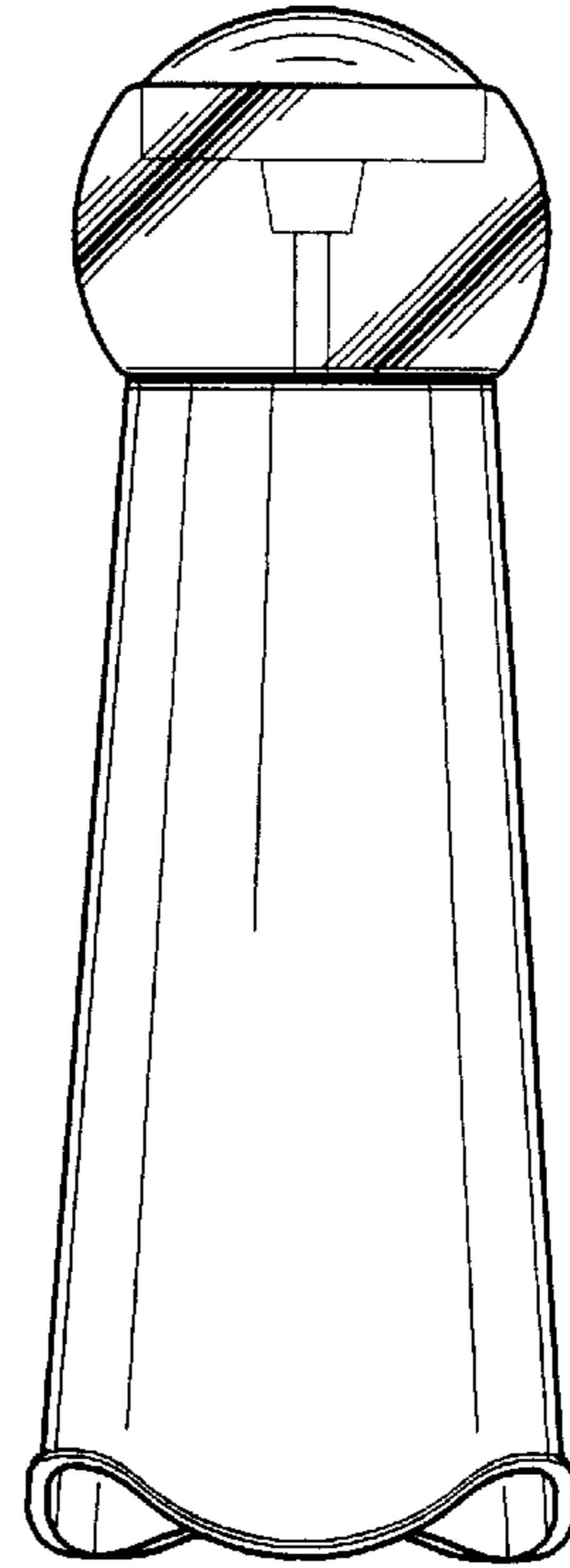


Figure 2

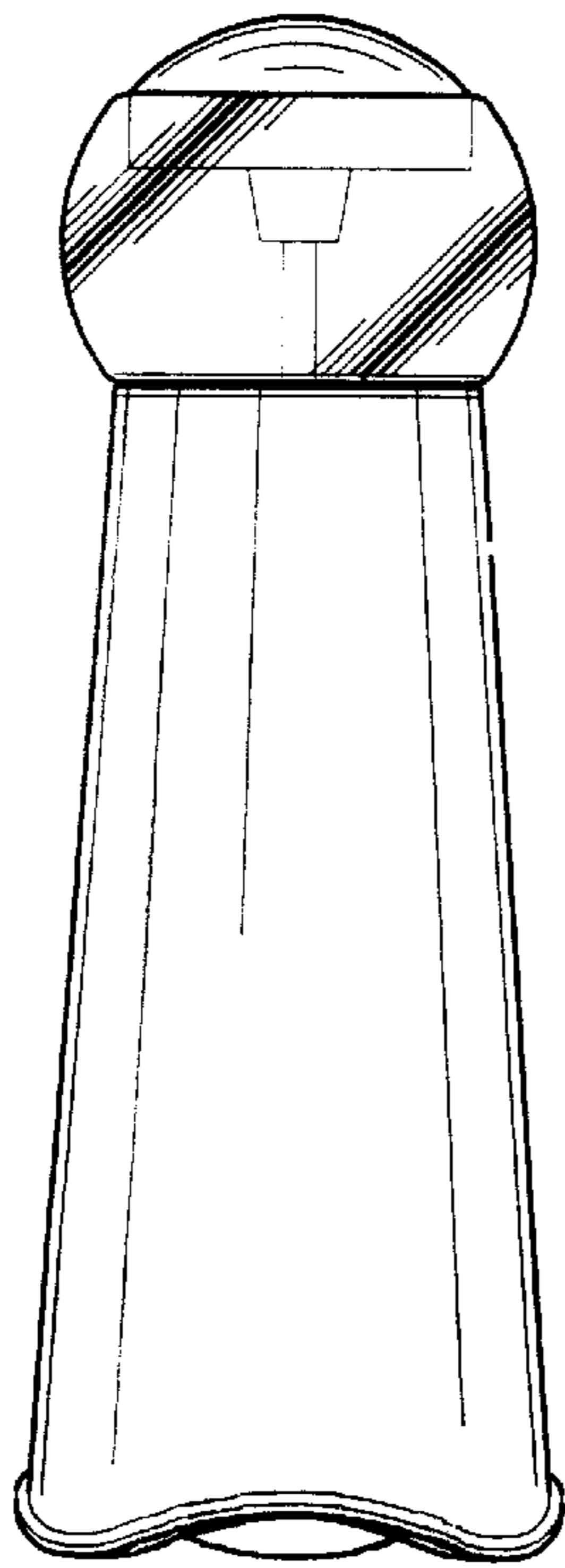


Figure 3

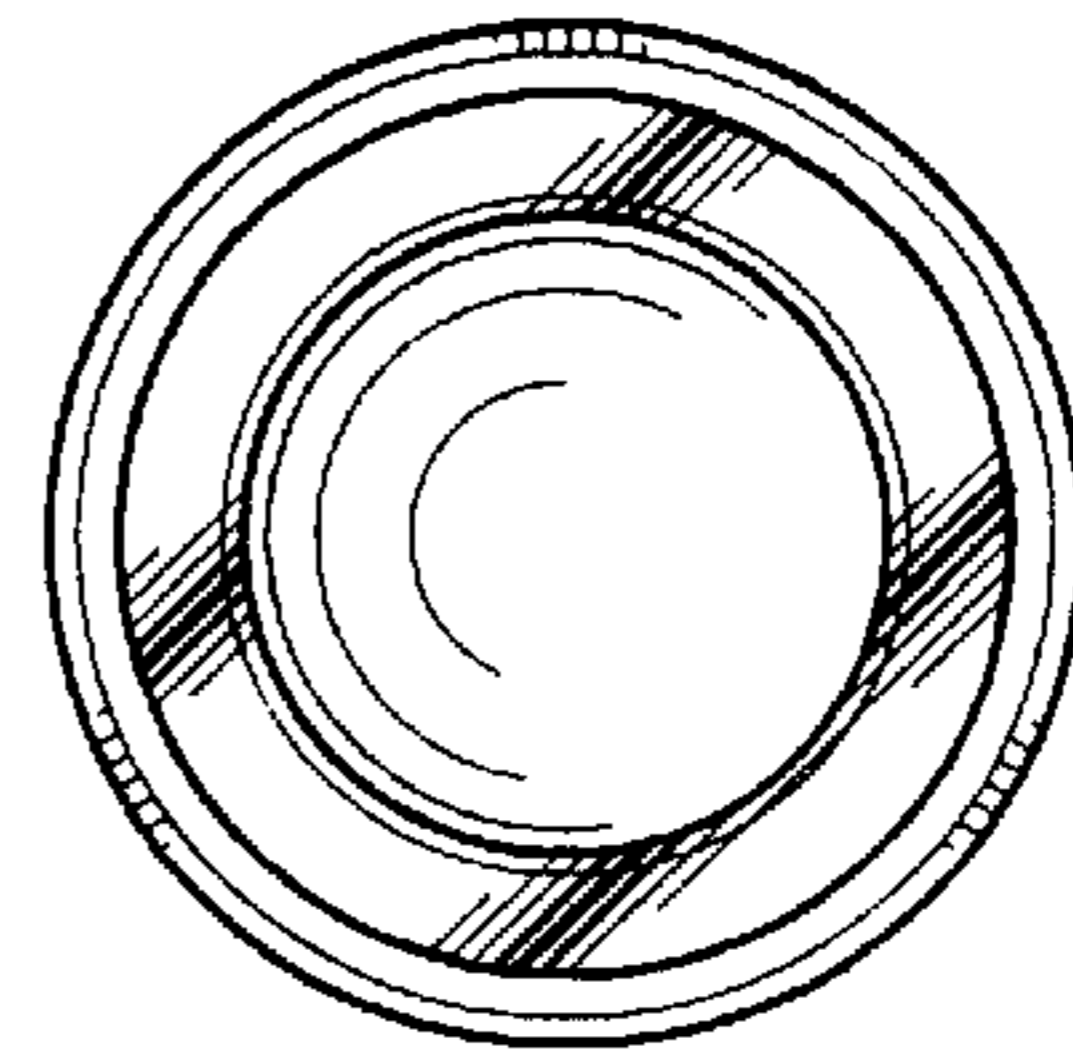


Figure 4




Figure 5