



US00D444983S

(12) **United States Design Patent**  
**Norman**

(10) **Patent No.:** **US D444,983 S**

(45) **Date of Patent:** **\*\* Jul. 17, 2001**

(54) **CAR SEAT SUPPORT**

(75) Inventor: **Lisa C. Norman**, Solana Beach, CA  
(US)

(73) Assignee: **Infantino**, San Diego, CA (US)

(\*\*) Term: **14 Years**

(21) Appl. No.: **29/133,829**

(22) Filed: **Dec. 7, 2000**

(51) **LOC (7) Cl.** ..... **06-13**

(52) **U.S. Cl.** ..... **D6/611**

(58) **Field of Search** ..... D6/610, 611, 612;  
150/154, 158, 901; 297/219.1, 219.12, 228.1,  
229; 5/633, 655, 922

(56) **References Cited**

**U.S. PATENT DOCUMENTS**

2,227,180 \* 12/1940 Falk ..... 297/229  
5,121,938 \* 6/1992 Gross et al. .... 297/228.1 X

5,403,066 \* 4/1995 Drum ..... 297/219.1  
5,678,888 \* 10/1997 Sowell et al. .... 297/229 X  
5,918,933 \* 7/1999 Hutchinson et al. .... 297/229 X  
5,988,744 \* 11/1999 Franchak ..... 297/219.12 X

\* cited by examiner

*Primary Examiner*—Louis S. Zarfes

*Assistant Examiner*—Monica A. Weingart

(74) *Attorney, Agent, or Firm*—Mark B. Garred; Stetina  
Brunda Garred & Brucker

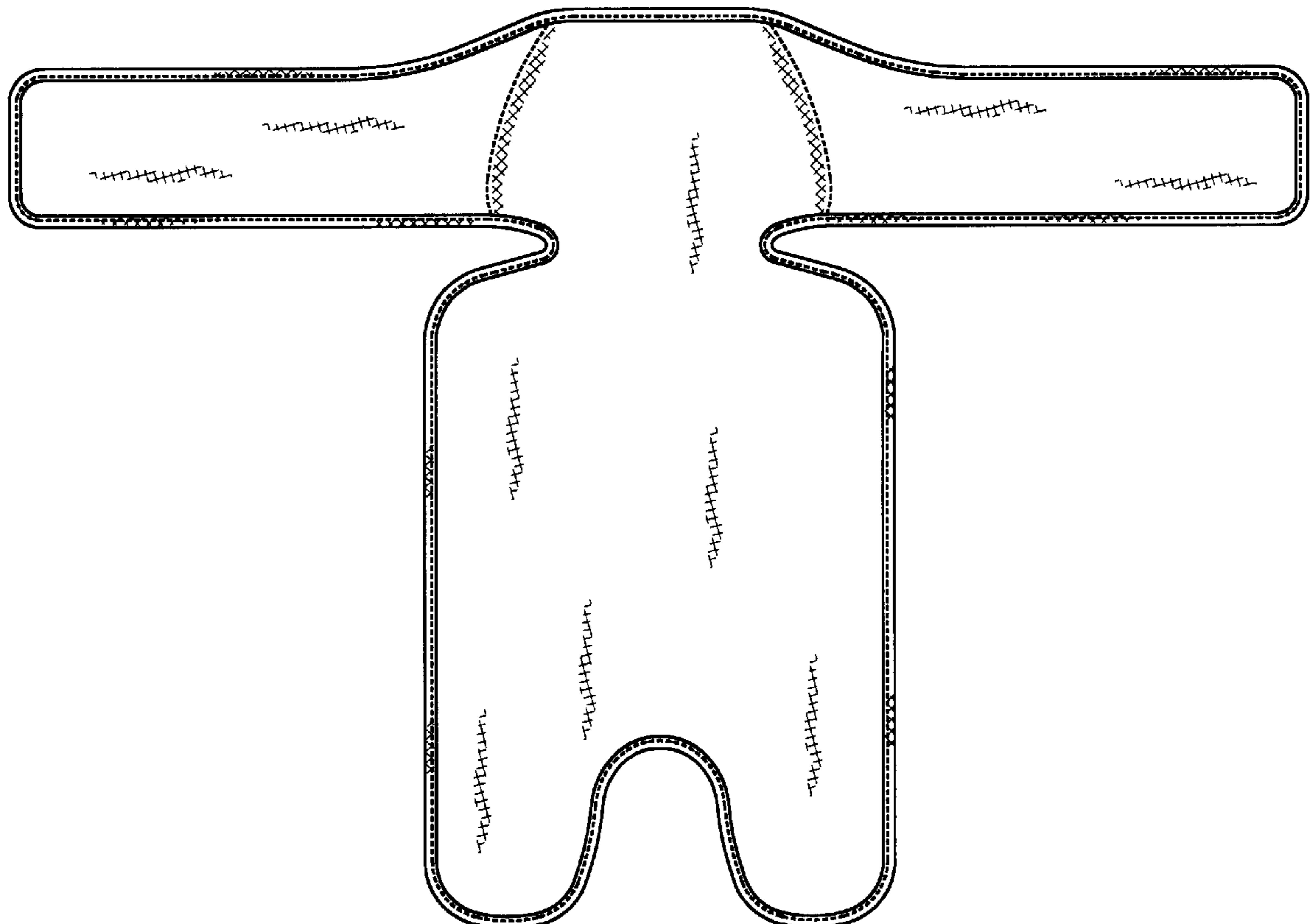
(57) **CLAIM**

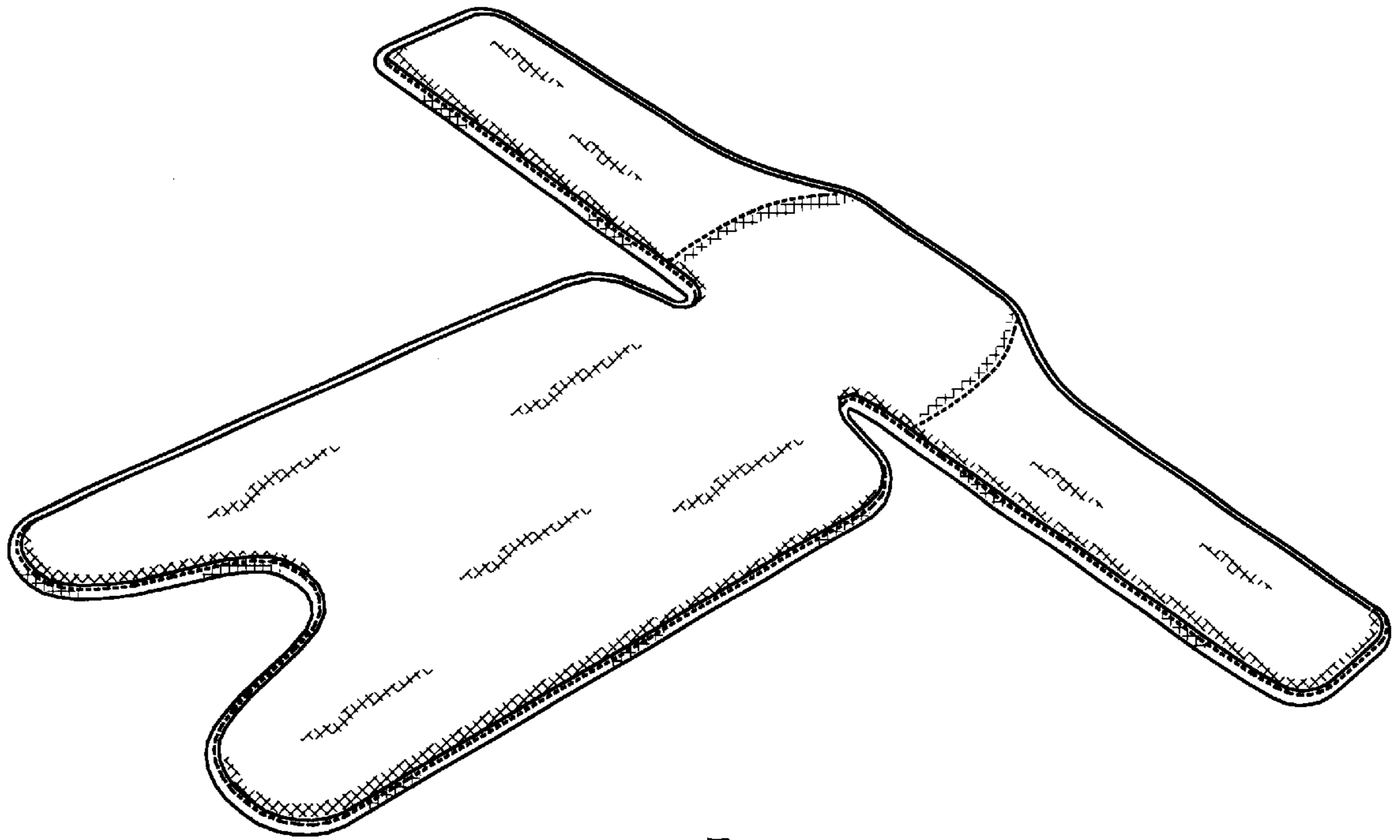
The ornamental design for a car seat support, as shown and described.

**DESCRIPTION**

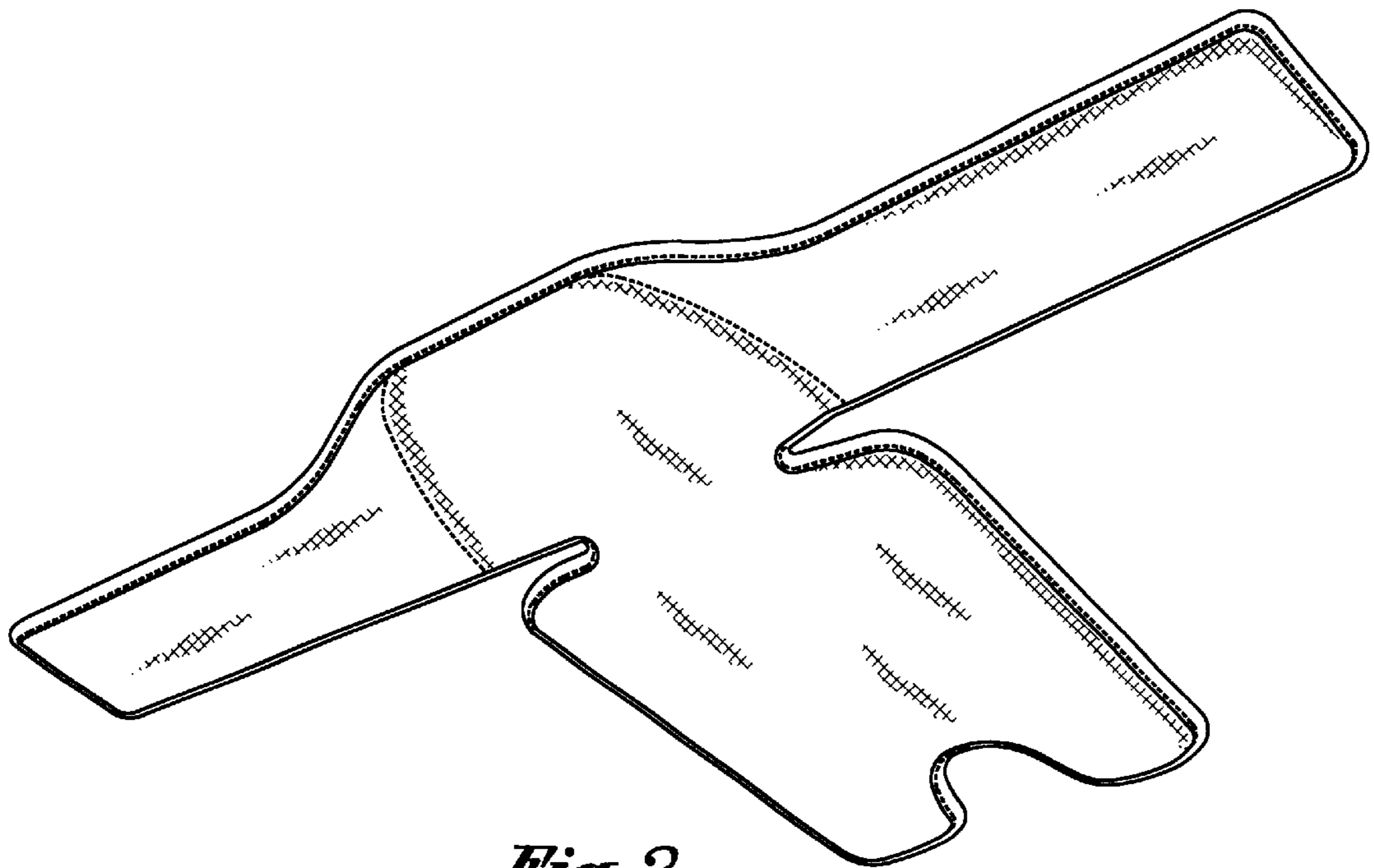
FIG. 1 is a top perspective view of the car seat support of the present invention showing my new design; FIG. 2 is a bottom perspective view thereof; and, FIG. 3 is a top plan view thereof, the bottom plan view being a mirror image of the top plan view.

**1 Claim, 2 Drawing Sheets**

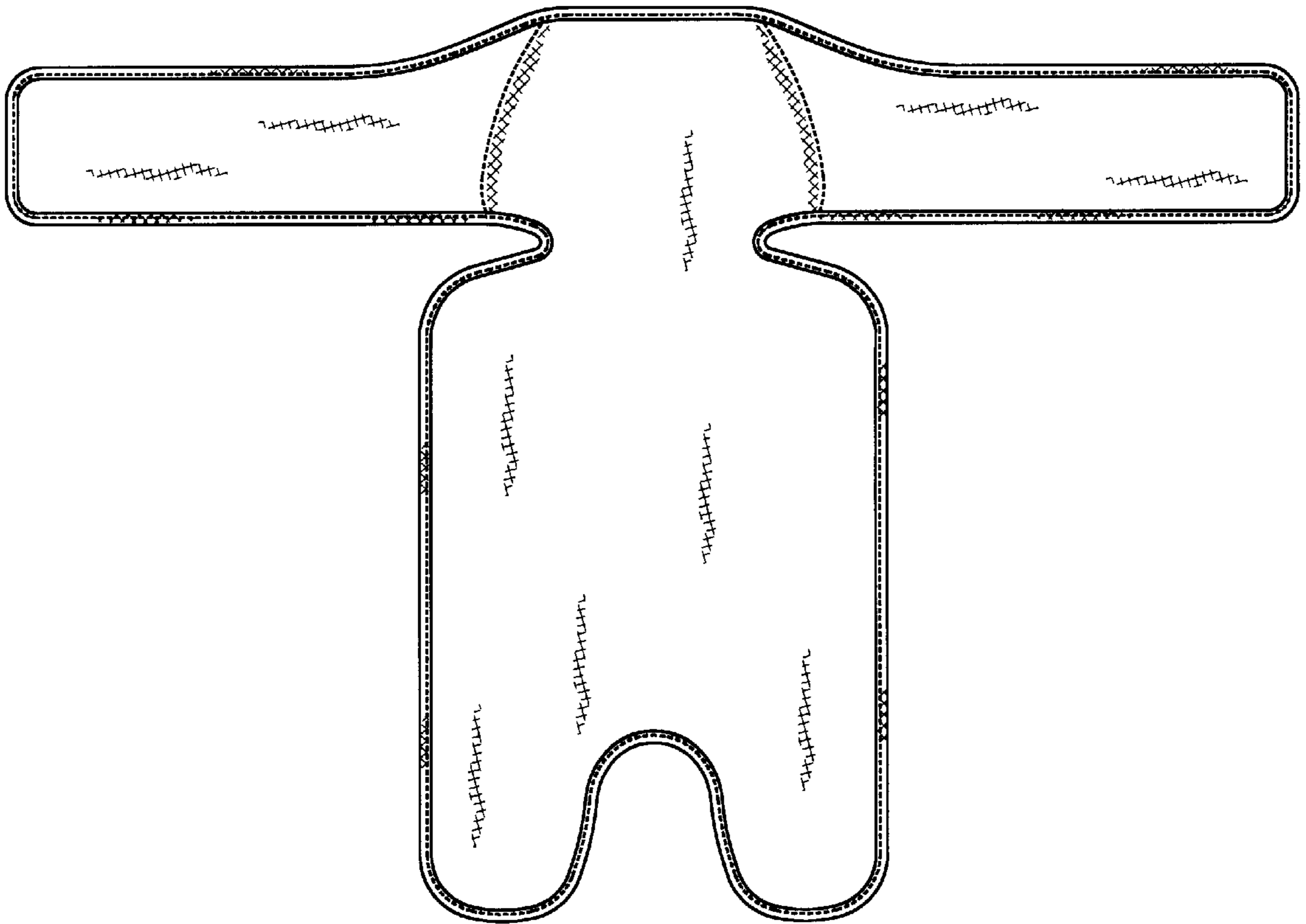




*Fig. 1*



*Fig. 2*



*Fig. 3*