



US00D444972S

(12) **United States Design Patent**
Simons, Jr. et al.

(10) **Patent No.:** **US D444,972 S**
(45) **Date of Patent:** **** Jul. 17, 2001**

- (54) **ARMREST PARTS**
- (75) Inventors: **George J. Simons, Jr.**, Grand Rapids, MI (US); **Thomas Overthun**, San Francisco, CA (US); **Thomas B. Eich**, Palo Alto, CA (US); **Alan M. Vale**, Sunnyvale, CA (US)
- (73) Assignee: **Steelcase Development Inc.**, Caledonia, MI (US)
- (**) Term: **14 Years**
- (21) Appl. No.: **29/132,653**
- (22) Filed: **Nov. 13, 2000**

Related U.S. Application Data

- (62) Division of application No. 29/117,950, filed on Feb. 2, 2000.
- (51) **LOC (7) Cl.** **06-06**
- (52) **U.S. Cl.** **D6/501**
- (58) **Field of Search** D6/334, 364, 365, D6/366, 367, 379, 500-502; 297/411.2, 411.23-411.29, 411.35, 411.36

References Cited

U.S. PATENT DOCUMENTS

- D. 31,513 9/1899 Kirkpatrick .
- D. 182,211 2/1958 Weill .
- D. 277,916 3/1985 Aronowitz et al. .
- D. 321,617 11/1991 Kemnitzer .
- D. 326,380 5/1992 Edwards .
- D. 349,621 8/1994 Wilson .
- D. 350,857 9/1994 Warren .
- D. 360,316 7/1995 Hodge et al. .
- D. 362,973 10/1995 Schultz .
- D. 363,383 10/1995 Cronk .
- D. 374,992 10/1996 Burdick et al. .
- D. 382,737 8/1997 Pimental et al. .
- D. 390,712 2/1998 Koepke et al. .
- D. 393,161 4/1998 Dammermann et al. .

- D. 397,263 8/1998 Gryp .
- D. 398,174 9/1998 Fahnstom et al. .
- D. 406,710 3/1999 Holstensson .
- D. 407,246 3/1999 Stumpf .
- D. 408,663 4/1999 Kemnitzer .
- D. 411,396 6/1999 Stumpf .
- D. 417,349 12/1999 Donati .
- 3,578,379 5/1971 Taylor et al. .
- 4,951,995 8/1990 Teppo et al. .
- 4,961,610 10/1990 Reeder et al. .
- 5,382,079 1/1995 Wilson et al. .
- 5,385,388 1/1995 Faiks et al. .
- 5,415,459 5/1995 Schultz .
- 5,439,267 8/1995 Peterson et al. .
- 5,439,268 8/1995 Dozsa-Farkas .
- 5,599,067 2/1997 Schuelke et al. .
- 5,647,638 7/1997 Ritt et al. .
- 5,871,258 2/1999 Battey et al. .
- 5,984,415 11/1999 Schumacher et al. .
- 6,003,940 12/1999 Jackson .
- 6,033,013 3/2000 Lee .

Primary Examiner—Doris V. Coles

Assistant Examiner—Mimosa De

(74) *Attorney, Agent, or Firm*—Price Heneveld Cooper DeWitt & Litton

(57) **CLAIM**

The ornamental design for armrest parts, as shown and described.

DESCRIPTION

FIG. 1 is a perspective view of armrest parts showing our design;

FIG. 2 is a top view of FIG. 1;


FIG. 3 is a side view of FIG. 1, the right and left sides being the same;

FIG. 4 is an end view of FIG. 1, the right and left ends being the same; and,

FIG. 5 is a bottom view of FIG. 1.

The phantom lines in FIGS. 1-5 show the environment of the present design and are not part of the present design.

1 Claim, 1 Drawing Sheet



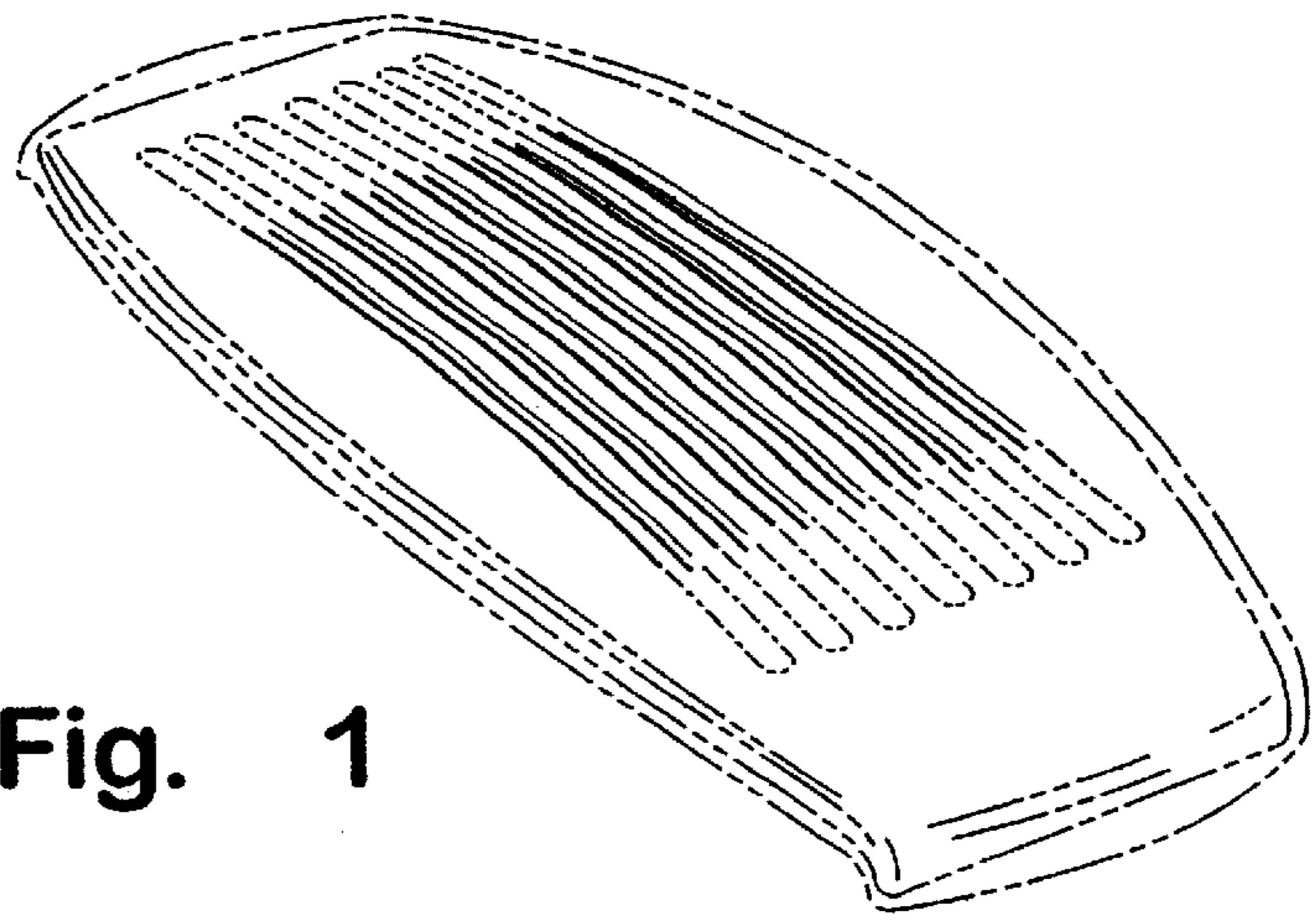


Fig. 1

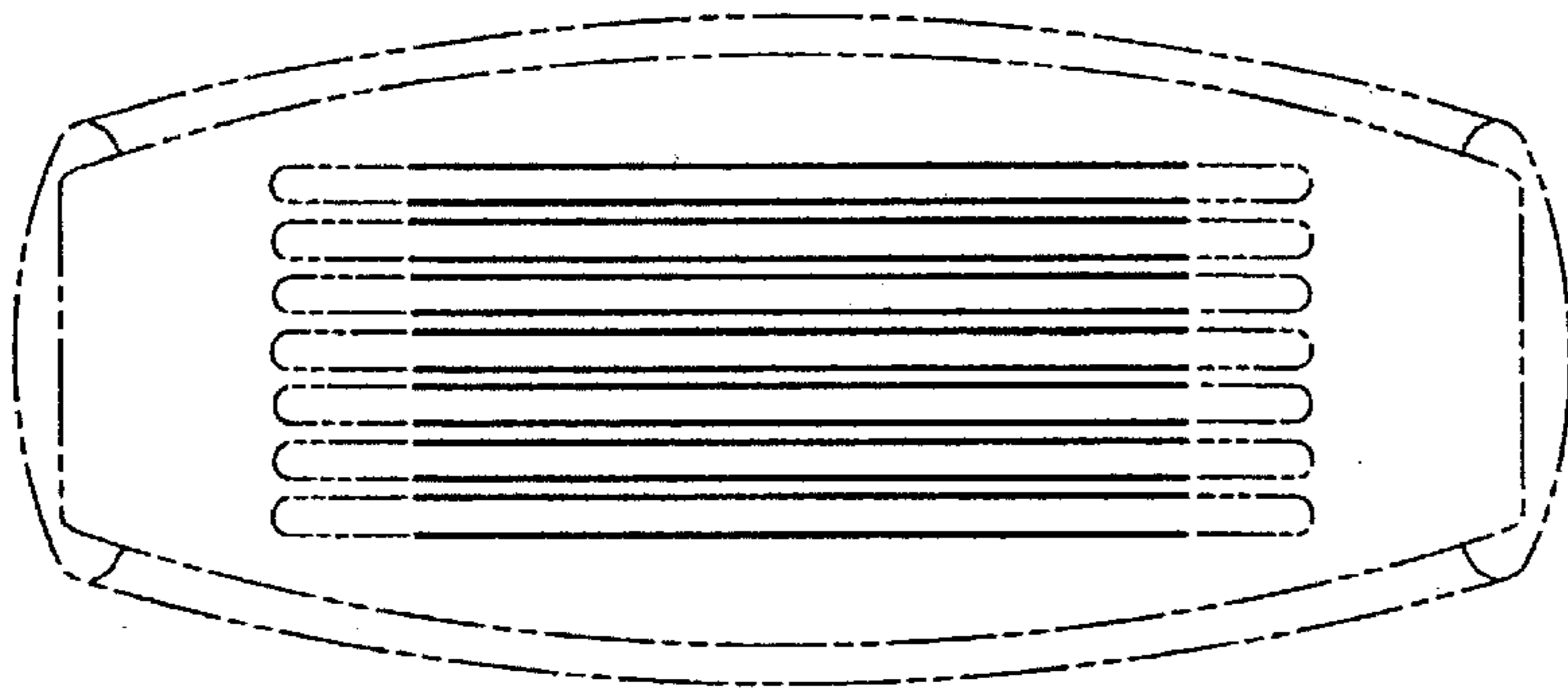


Fig. 2




Fig. 3



Fig. 4

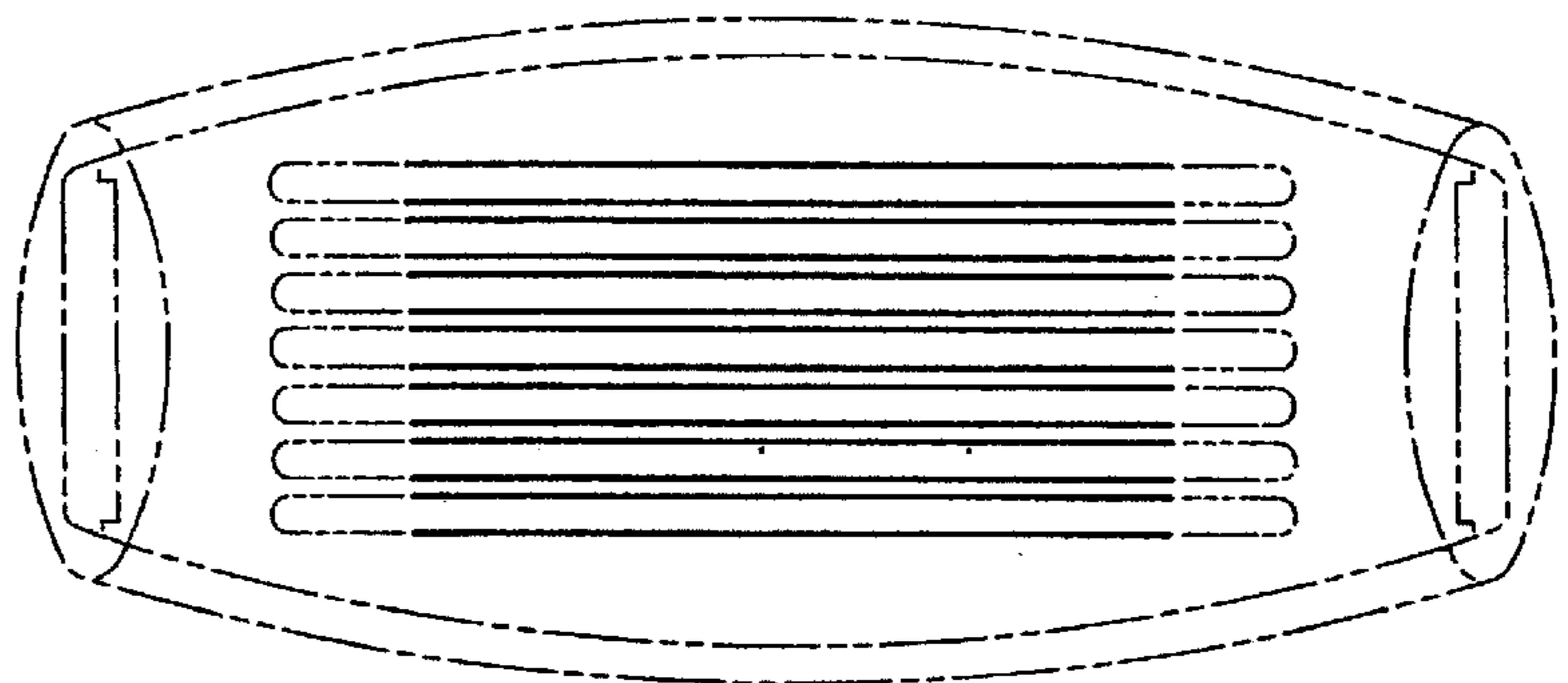


Fig. 5