



US00D444971S

(12) **United States Design Patent**
Tseng

(10) **Patent No.:** **US D444,971 S**

(45) **Date of Patent:** **** Jul. 17, 2001**

(54) **CHAIR ARMREST**

(75) Inventor: **Mao-Hsiung Tseng**, Taichung (TW)

(73) Assignee: **Wen-Hung Tseng**, Kaoshiung (TW)

(**) Term: **14 Years**

(21) Appl. No.: **29/128,222**

(22) Filed: **Aug. 21, 2000**

(51) **LOC (7) Cl.** **06-06**

(52) **U.S. Cl.** **D6/501; D6/366**

(58) **Field of Search** **D6/334, 364, 365,**
D6/366, 367, 379, 500, 501, 502; 297/411.2,
411.27, 411.28

(56) **References Cited**

U.S. PATENT DOCUMENTS

| | | | |
|------------|---------|---------------------------|--------|
| D. 299,799 | 2/1989 | Muller-Deisig et al. | D6/500 |
| D. 348,570 | 7/1994 | Scheper et al. | D6/366 |
| D. 366,792 | 2/1996 | McDiarmid | D6/501 |
| D. 371,009 | 6/1996 | Werner | D6/366 |
| D. 382,738 | 8/1997 | Chen | D6/501 |
| D. 383,021 | 9/1997 | Lu | D6/500 |
| D. 388,269 | 12/1997 | Tedesco et al. | D6/501 |
| D. 395,762 | 7/1998 | Saul | D6/366 |

| | | | |
|------------|-----------|-------------|--------|
| D. 403,185 | 12/1998 | Tseng | D6/501 |
| D. 408,182 | 4/1999 | Tseng | D6/501 |
| D. 408,641 | * 4/1999 | Tseng | D6/366 |
| D. 410,159 | 5/1999 | Wu | D6/501 |
| D. 417,106 | * 11/1999 | Lee | D6/501 |
| D. 424,845 | 5/2000 | Grove | D6/501 |
| D. 426,408 | * 6/2000 | Su | D6/501 |

* cited by examiner

Primary Examiner—Gary D. Watson

(74) *Attorney, Agent, or Firm*—Alan Kamrath; Rider
Bennett Egan & Arundel, LLP

(57) **CLAIM**

The ornamental design for chair armrest, as shown and described.

DESCRIPTION

FIG. 1 is a perspective view of a chair armrest showing my new design;

FIG. 2 is a front elevational view thereof;

FIG. 3 is a rear elevational view thereof;

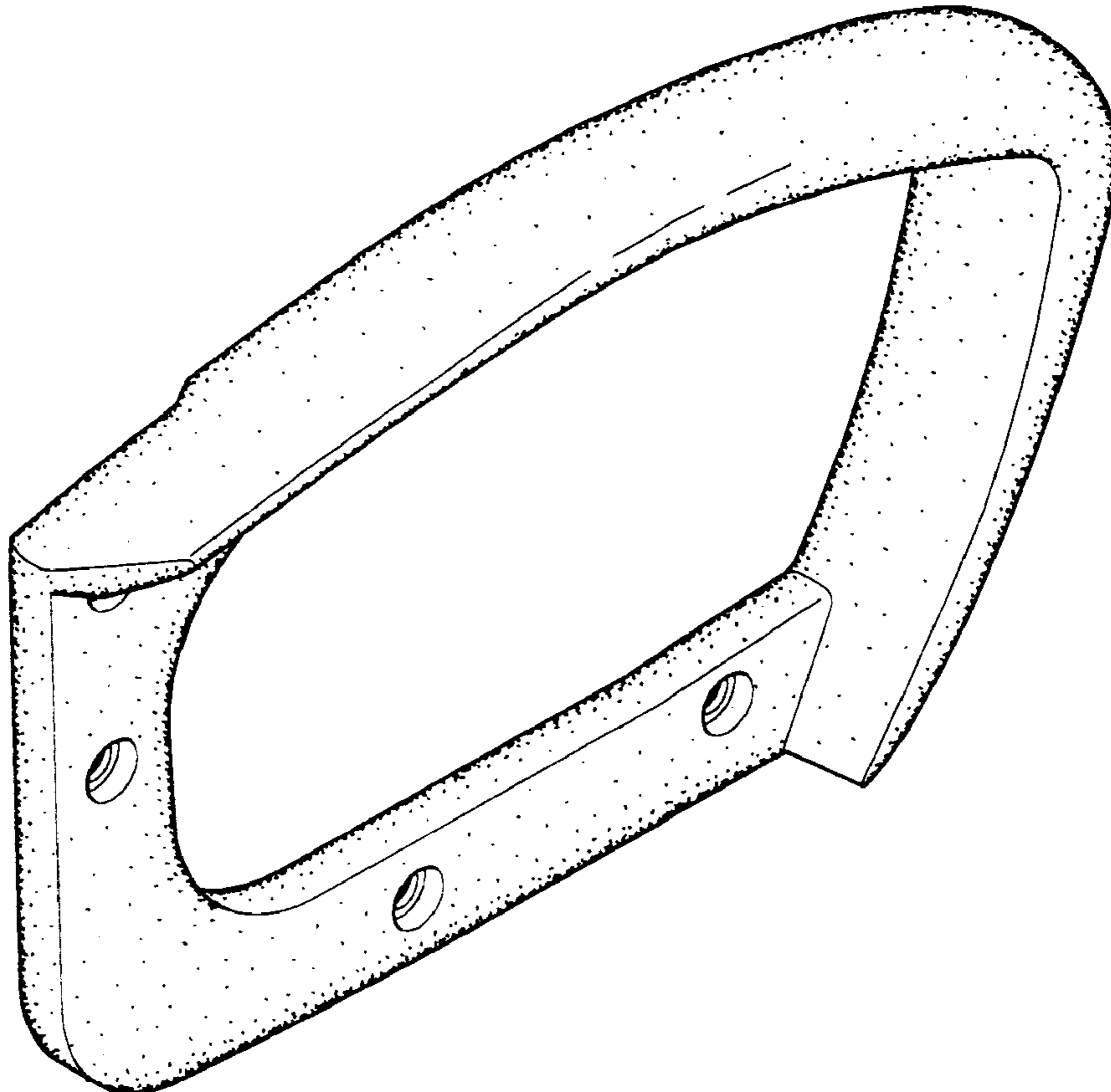
FIG. 4 is a left elevational view thereof;

FIG. 5 is a right elevational view thereof;

FIG. 6 is a top plan view thereof; and,

FIG. 7 is bottom plan view thereof.

1 Claim, 3 Drawing Sheets



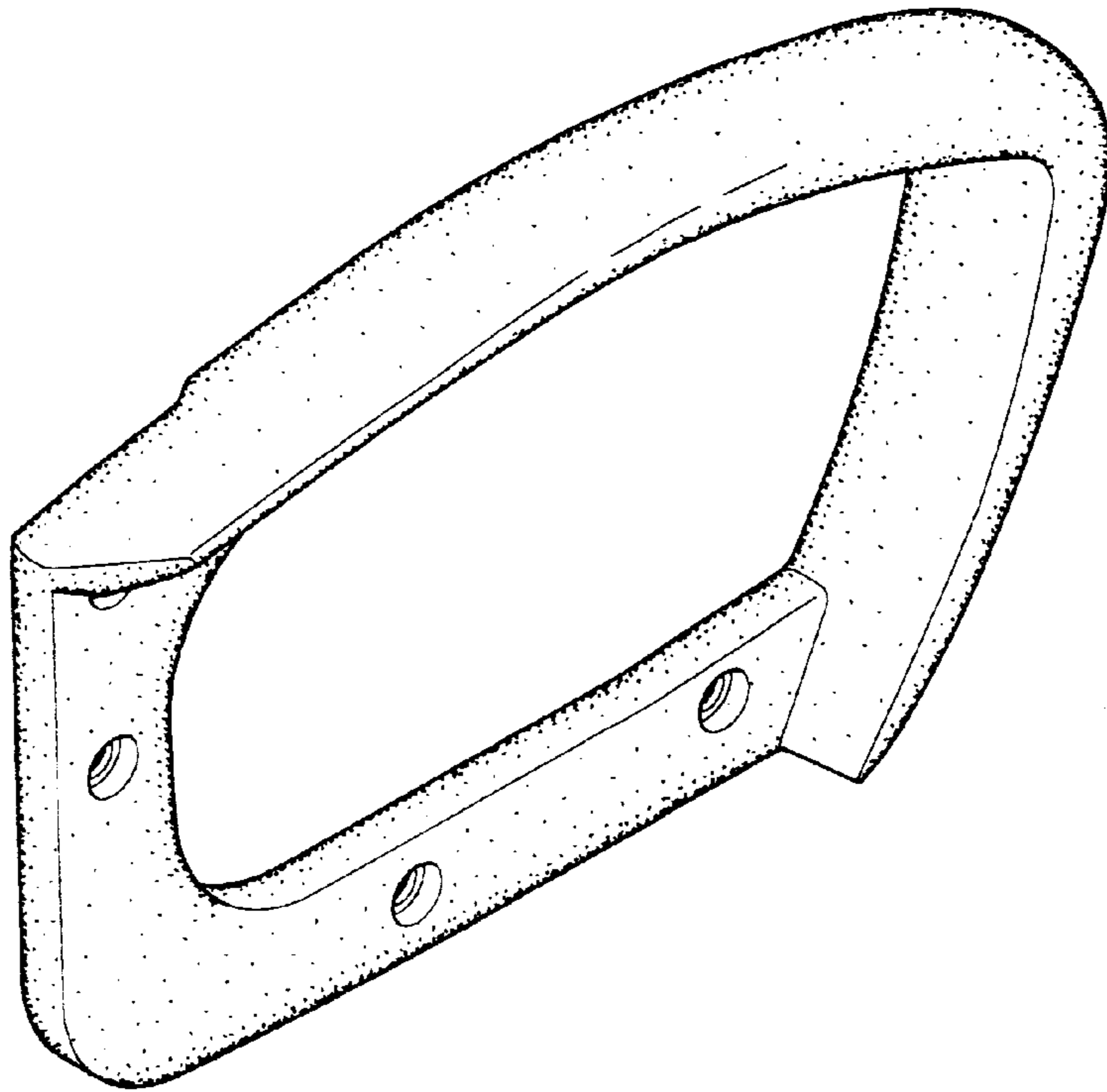


Fig. 1

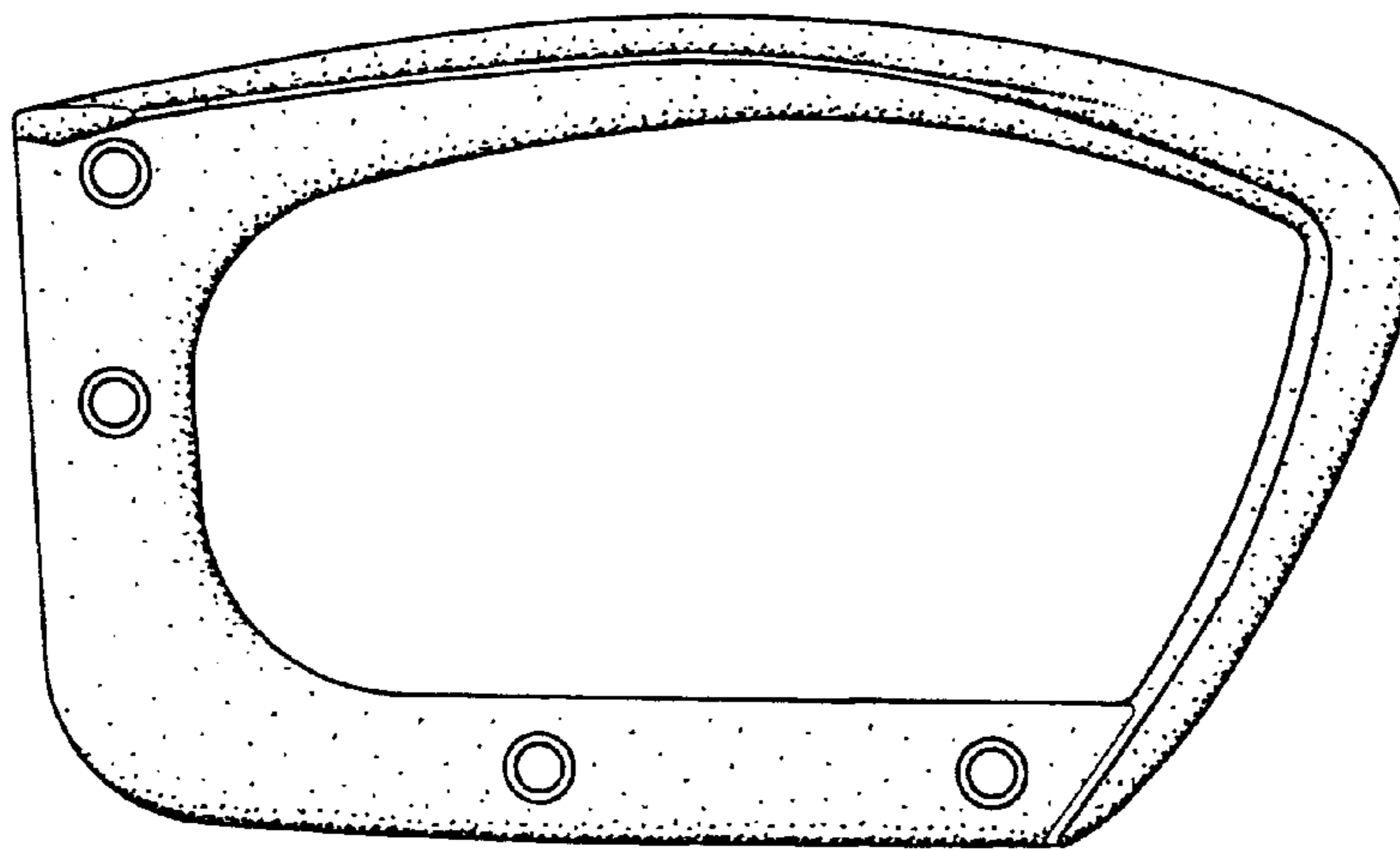


Fig. 2

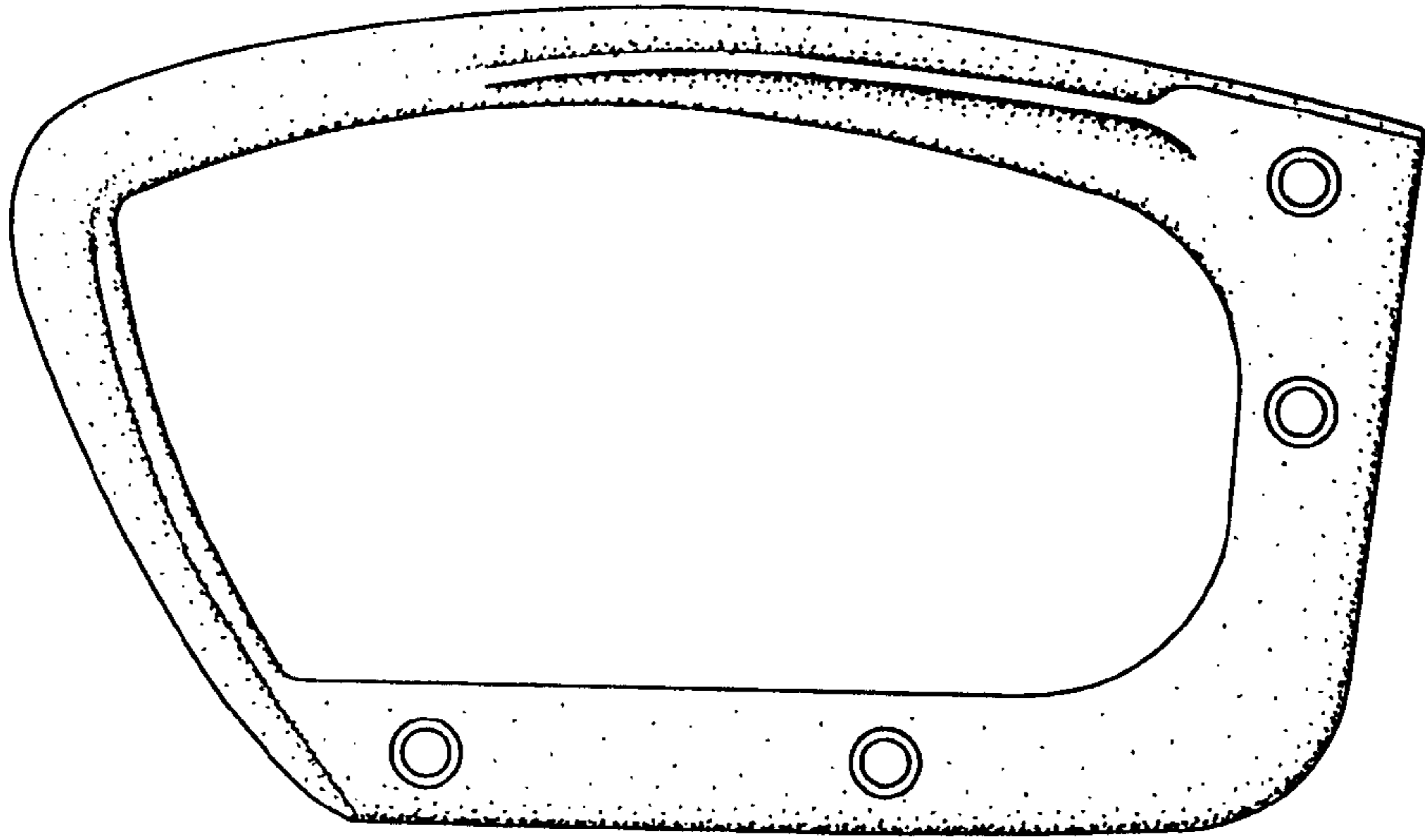


Fig. 3



Fig. 4



Fig. 5




Fig. 6




Fig. 7