



US00D444966S

(12) **United States Design Patent**  
**Trulaske, Sr. et al.**

(10) **Patent No.:** **US D444,966 S**

(45) **Date of Patent:** **\*\* Jul. 17, 2001**

- (54) **AIR CURTAIN MERCHANDISER WITH CURVED FRONT**
- (75) Inventors: **Robert J. Trulaske, Sr.**, St. Louis;  
**Steven L. Trulaske, Sr.**, Ladue, both of MO (US)
- (73) Assignee: **True Manufacturing Co., Inc.**,  
O'Fallon, MO (US)
- (\*\*) Term: **14 Years**

D. 366,049	*	1/1996	Matthews	.....	D15/85
D. 377,800	*	2/1997	Branz et al.	.....	D6/472
D. 395,968	*	7/1998	Shappell	.....	D6/509
D. 404,935	*	2/1999	Shappell	.....	D6/472
D. 416,713	*	11/1999	Trulaske, Sr.	.....	D6/470
D. 421,534	*	3/2000	Trulaske, Sr. et al.	.....	D6/472
5,255,968	*	10/1993	Craven	.....	312/234
5,372,416	*	12/1994	Shapley et al.	.....	312/138.1
5,509,225	*	4/1996	Minh et al.	.....	40/611
5,803,560	*	9/1998	Trulake, Sr. et al.	.....	312/223.5

\* cited by examiner

- (21) Appl. No.: **29/120,078**
- (22) Filed: **Mar. 14, 2000**

*Primary Examiner*—Prabhakar Deshmukh  
(74) *Attorney, Agent, or Firm*—Cohn, Powell & Hind

**Related U.S. Application Data**

- (63) Continuation-in-part of application No. 29/074,601, filed on Aug. 6, 1997, now Pat. No. Des. 421,534, which is a continuation of application No. 29/062,558, filed on Nov. 18, 1996, now abandoned.
- (51) **LOC (7) Cl.** ..... **06-04**
- (52) **U.S. Cl.** ..... **D6/472**
- (58) **Field of Search** ..... D6/470, 471, 472,  
D6/432, 436; D15/79, 81, 85, 88; 312/114,  
116, 118, 119, 122, 126, 127, 128, 129,  
138.1; 362/223, 260; 62/337, 246-257

(57) **CLAIM**

We claim the ornamental design for an air curtain merchandiser with curved front, as shown and described.

**DESCRIPTION**


FIG. 1 is a perspective view of a merchandiser showing my new design;  
FIG. 2 is a front elevational view of FIG. 1;  
FIG. 3 is a top view of FIG. 1;  
FIG. 4 is a left side elevational view of FIG. 1;  
FIG. 5 is a right side elevational view of FIG. 1;  
FIG. 6 is a rear elevational view of FIG. 1; and,  
FIG. 7 is a bottom plan view of FIG. 1.


(56) **References Cited**

**U.S. PATENT DOCUMENTS**

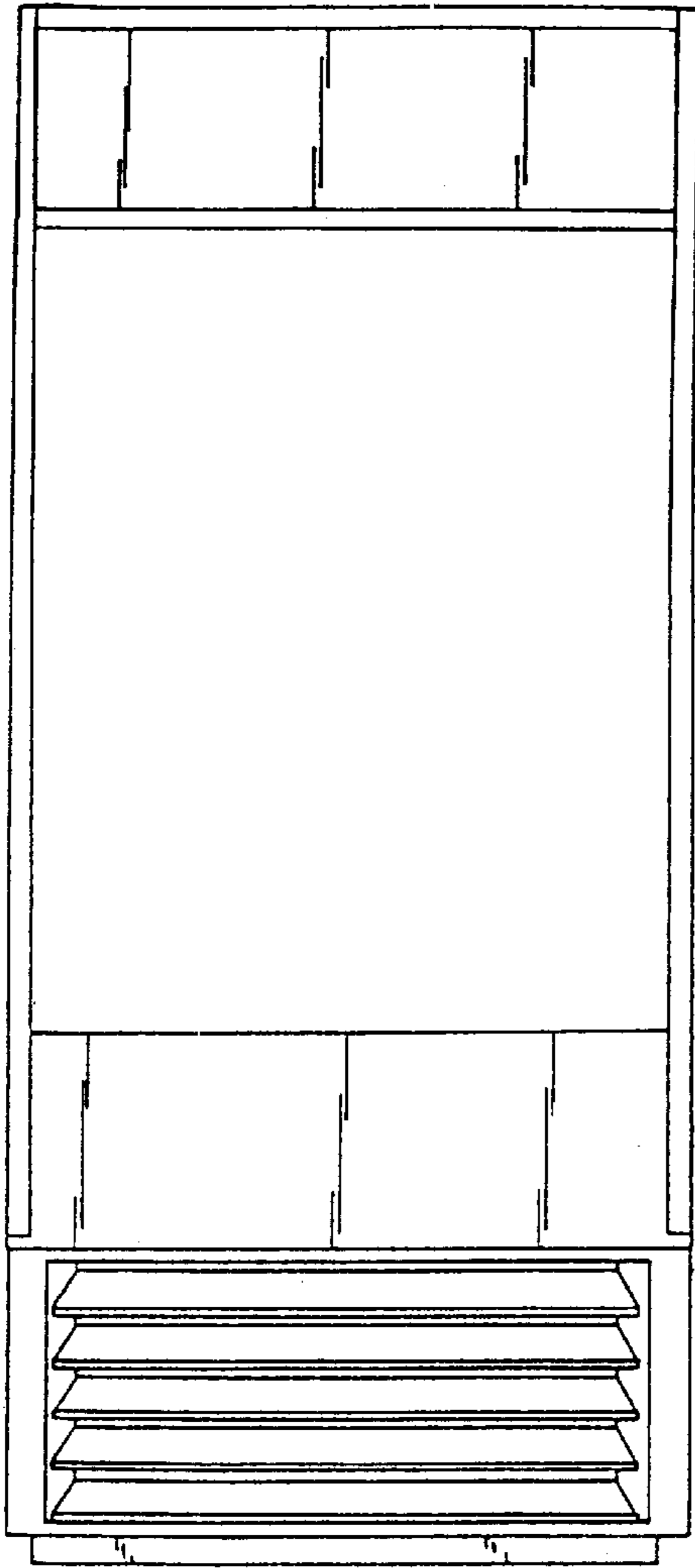
D. 365,110 \* 12/1995 Klein, III ..... D15/85

**1 Claim, 4 Drawing Sheets**

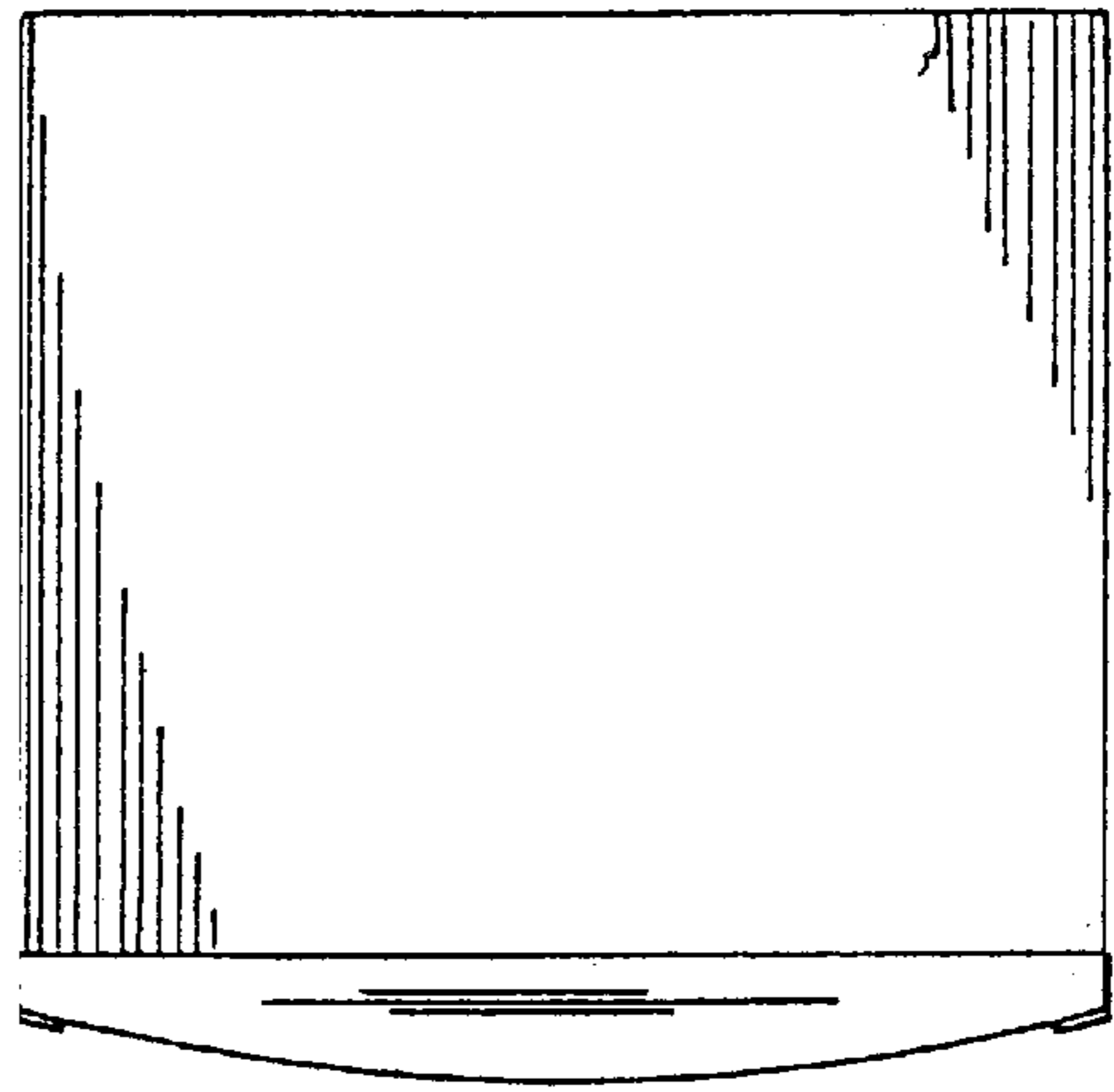




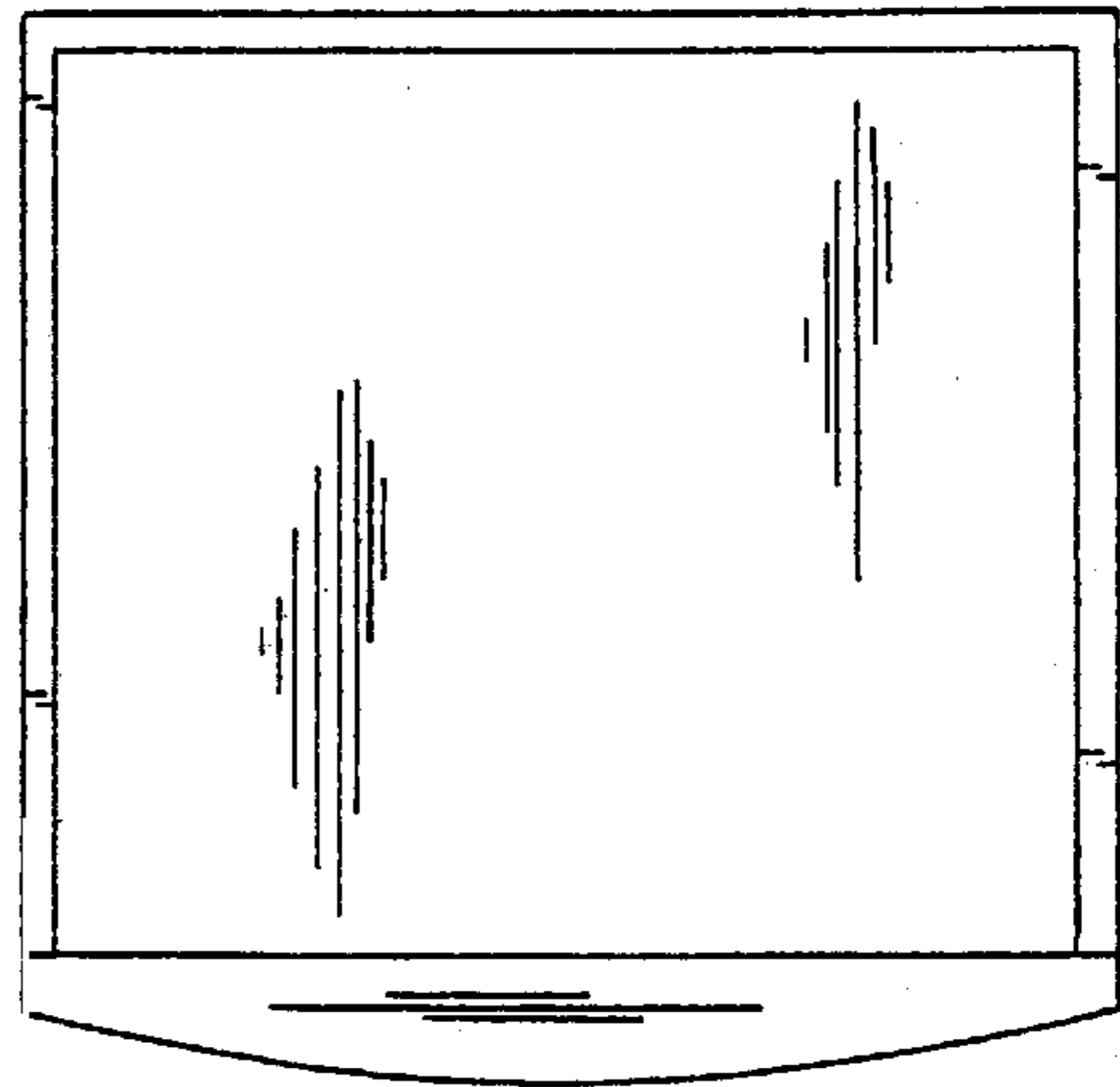
*Fig. 1*



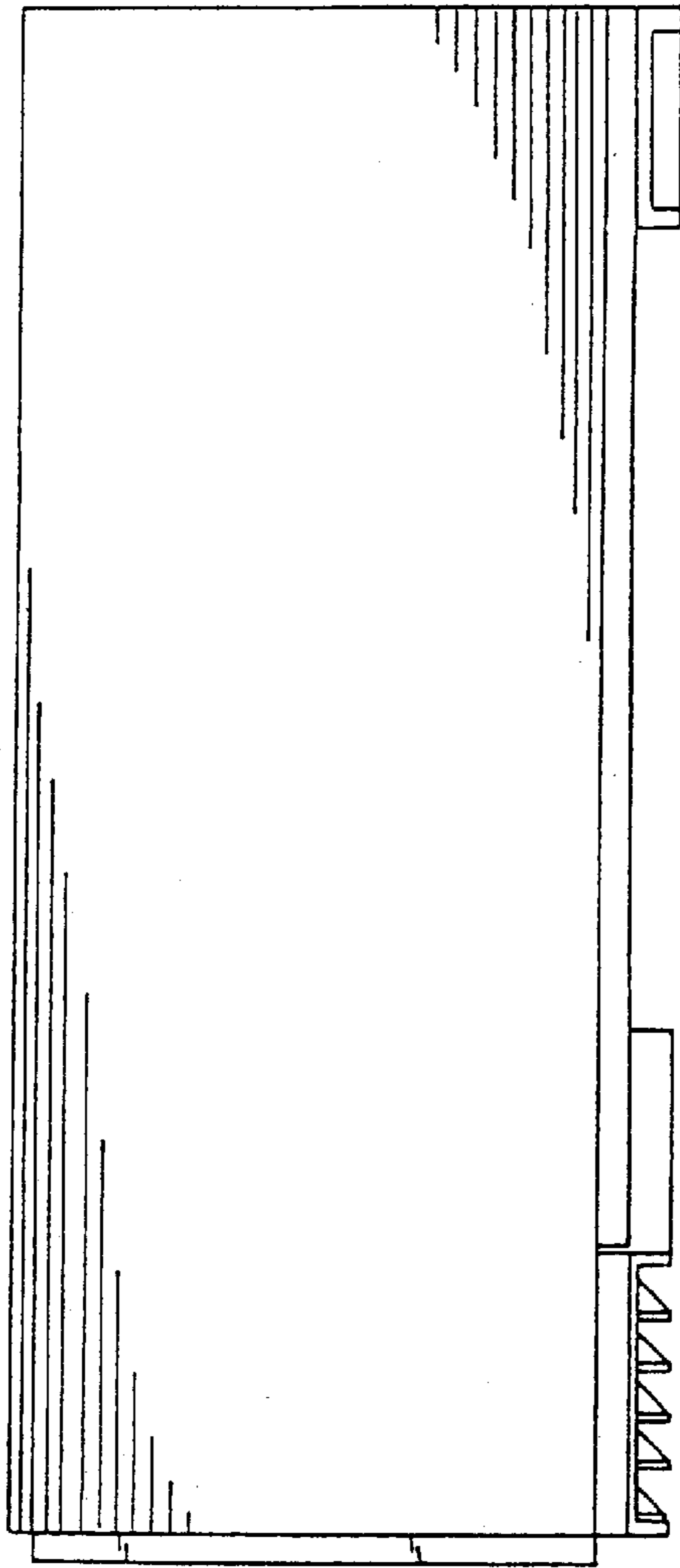
*Fig. 2*



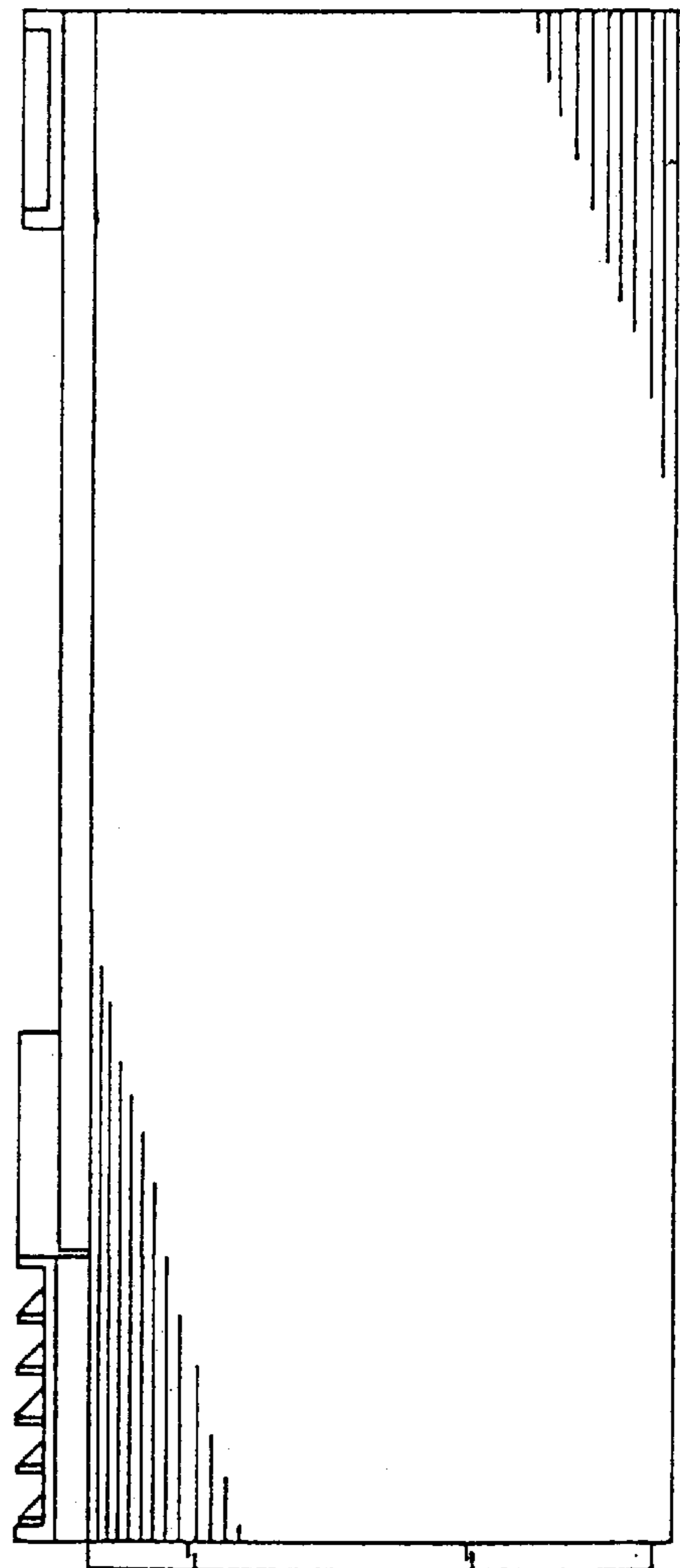
*Fig. 3*




*Fig. 7*



*Fig. 4*



*Fig. 5*



*Fig. 6*