



US00D444939S

(12) **United States Design Patent**  
**Hamel**

(10) **Patent No.:** **US D444,939 S**

(45) **Date of Patent:** **\*\* Jul. 17, 2001**

(54) **PERIPHERY OF AN OUTSOLE**

(75) Inventor: **Stephen C. Hamel**, West Upland, CA (US)

(73) Assignee: **HYL**, Covina, CA (US)

(\*\*) Term: **14 Years**

(21) Appl. No.: **29/130,171**

(22) Filed: **Sep. 27, 2000**

**Related U.S. Application Data**

(63) Continuation-in-part of application No. 29/102,348, filed on Mar. 23, 1999, now abandoned.

(51) **LOC (7) Cl.** ..... **02-04**

(52) **U.S. Cl.** ..... **D2/977; D2/953; D2/960**

(58) **Field of Search** ..... D2/760, 902, 904, D2/908, 909, 911, 914, 916, 920, 946-948, 951-962, 964, 972, 977; 36/22 R, 24.5, 25 A, 25 R, 28, 29, 32 R, 43, 59 C, 59 R, 67 A, 72 C, 102, 103, 129, 134, 149

(56) **References Cited**

**U.S. PATENT DOCUMENTS**

- D. 182,781 \* 5/1958 Zerkowitz .
- D. 185,654 \* 7/1959 Zerkowitz .
- D. 234,014 \* 12/1974 Traver .
- D. 235,701 \* 7/1975 Famolare, Jr. .
- D. 235,819 \* 7/1975 Famolare .
- D. 245,734 \* 9/1977 Jacobs ..... D2/959
- D. 256,179 \* 8/1980 Famolare, Jr. .... D2/955
- D. 256,400 \* 8/1980 Famolare, Jr. .... D2/953
- D. 268,455 \* 4/1983 Famolare, Jr. .... D2/918
- D. 289,943 \* 5/1987 Liebscher et al. .... D2/959
- D. 294,537 \* 3/1988 Le ..... D2/960
- D. 326,557 \* 6/1992 Gardner ..... D2/947
- D. 352,157 \* 11/1994 Merceron ..... D2/957
- D. 358,929 \* 6/1995 Peterson ..... D2/908
- D. 363,371 \* 10/1995 Werman ..... D2/957
- D. 387,895 \* 12/1997 Cooper ..... D2/960
- D. 388,597 \* 1/1998 Gavigan ..... D2/960
- D. 389,295 \* 1/1998 Kelchak ..... D2/960

- D. 435,333 \* 12/2000 Robbins et al. .... D2/957
- 3,852,895 \* 12/1974 Funck ..... 36/103
- 4,151,661 \* 5/1979 Namba et al. .... 36/30 R
- 4,213,255 \* 7/1980 Olberz et al. .... 36/32 R
- 4,255,874 \* 3/1981 Sironi ..... 36/32 R
- 5,572,805 \* 11/1996 Giese et al. .... 36/30 R
- 5,713,140 \* 2/1998 Baggenstoss ..... 36/28
- 5,716,723 \* 2/1998 Cleef et al. .... 428/690

\* cited by examiner

*Primary Examiner*—Celia Murphy

(74) *Attorney, Agent, or Firm*—Townsend and Townsend and Crew LLP; Guy Chambers

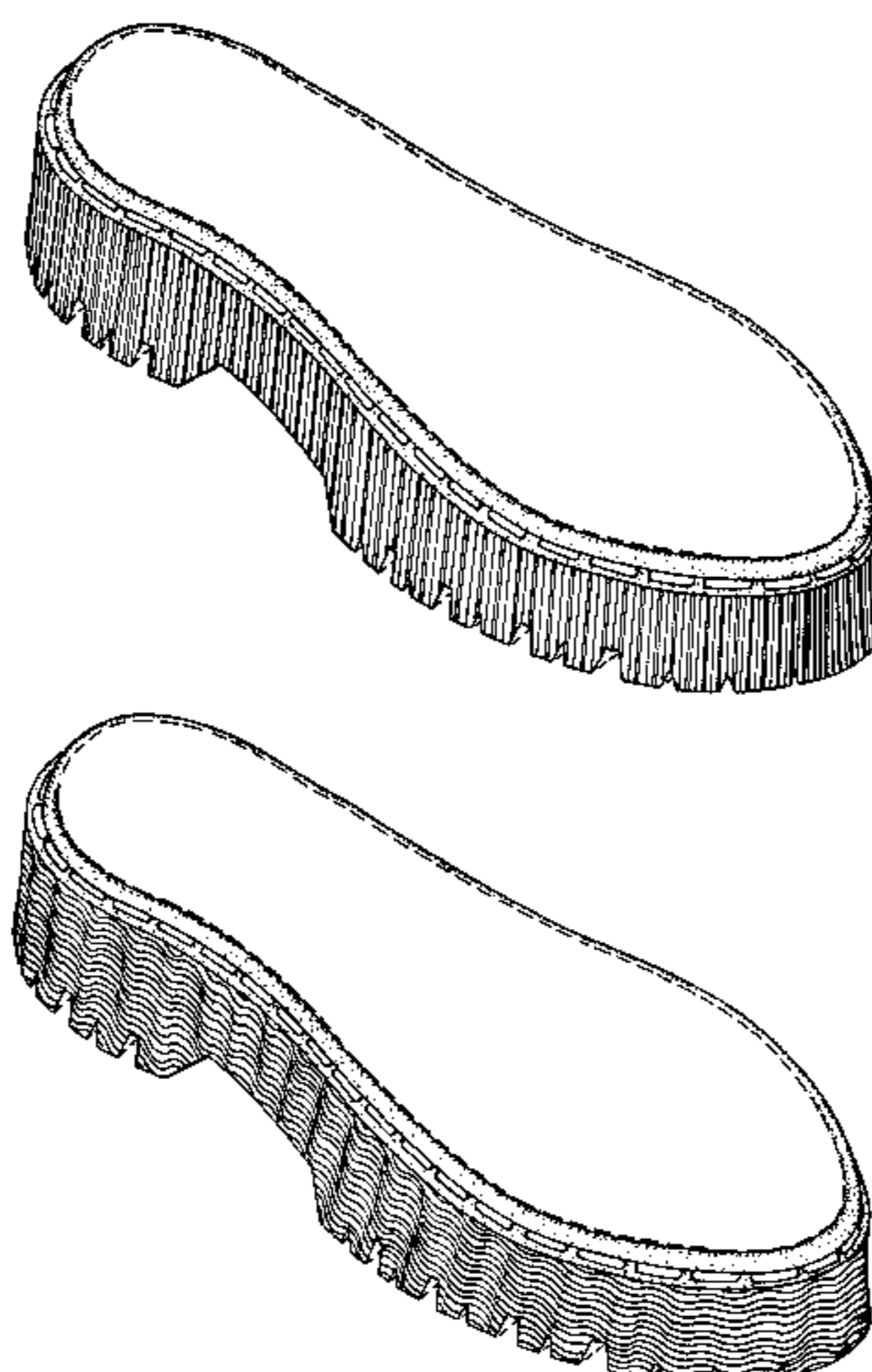
(57) **CLAIM**

The ornamental design for periphery of an outsole, as shown and described.

**DESCRIPTION**

FIG. 1 is a perspective view for periphery of an outsole of a first preferred embodiment  
 FIG. 2 is a rear elevation view for periphery of an outsole of a first preferred embodiment thereof;  
 FIG. 3 is a front elevation view for periphery of an outsole of a first preferred embodiment thereof;  
 FIG. 4 is a left side elevation view for periphery of an outsole of a first preferred embodiment thereof;  
 FIG. 5 is a right side elevation view for periphery of an outsole of a first preferred embodiment thereof;  
 FIG. 6 is a perspective view for periphery of an outsole of second preferred embodiment;  
 FIG. 7 is a rear elevation view for periphery of an outsole of a second preferred embodiment thereof;  
 FIG. 8 is a front elevation view for periphery of an outsole of a second preferred embodiment thereof;  
 FIG. 9 is a left side elevation view for periphery of an outsole of a second preferred embodiment thereof; and,  
 FIG. 10 is a right side elevation view for periphery of an outsole of a second preferred embodiment thereof.  
 The broken lines shown throughout the views illustrate the environment surrounding the invention, and forms no part of the claimed design.

**1 Claim, 4 Drawing Sheets**



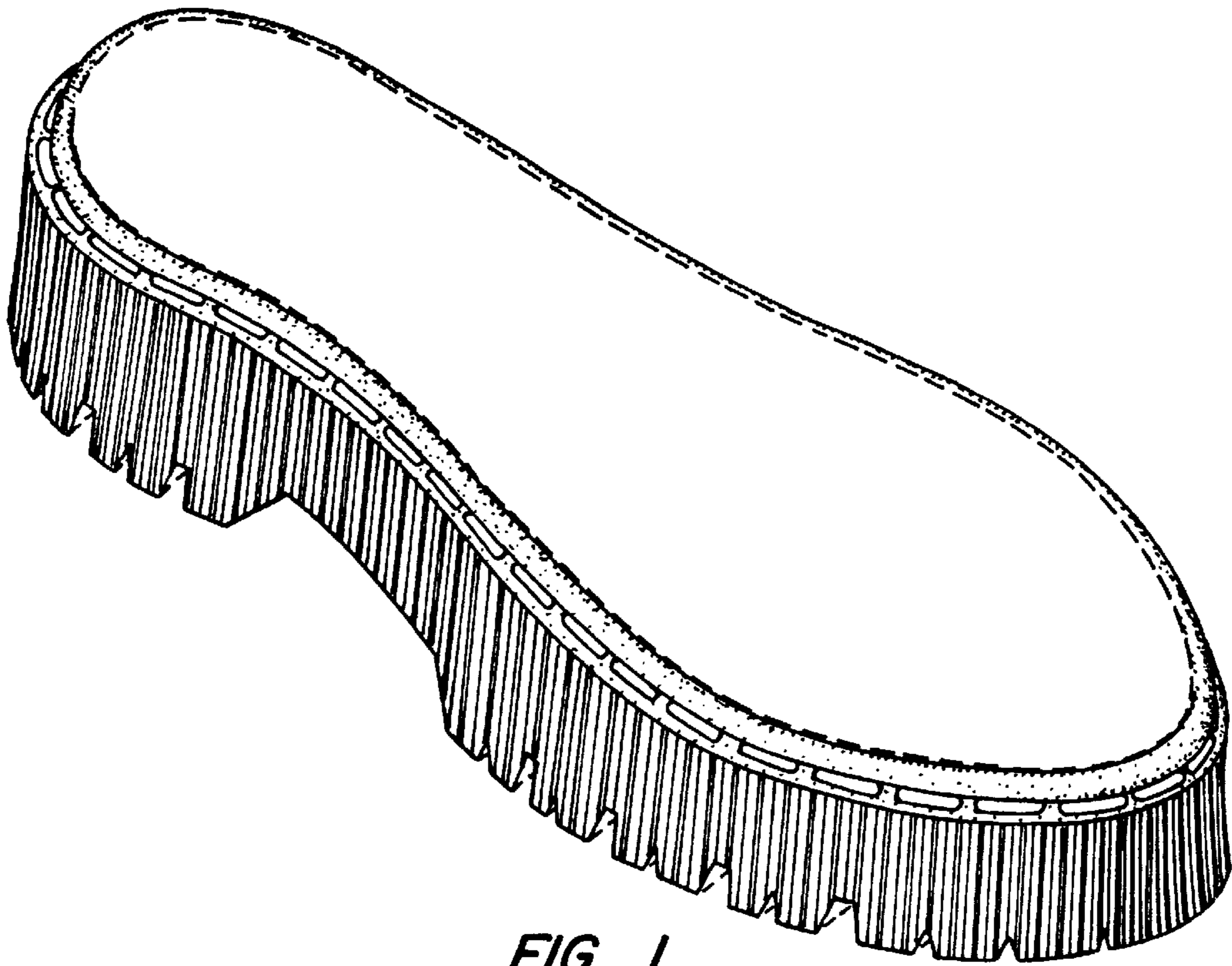


FIG. 1.

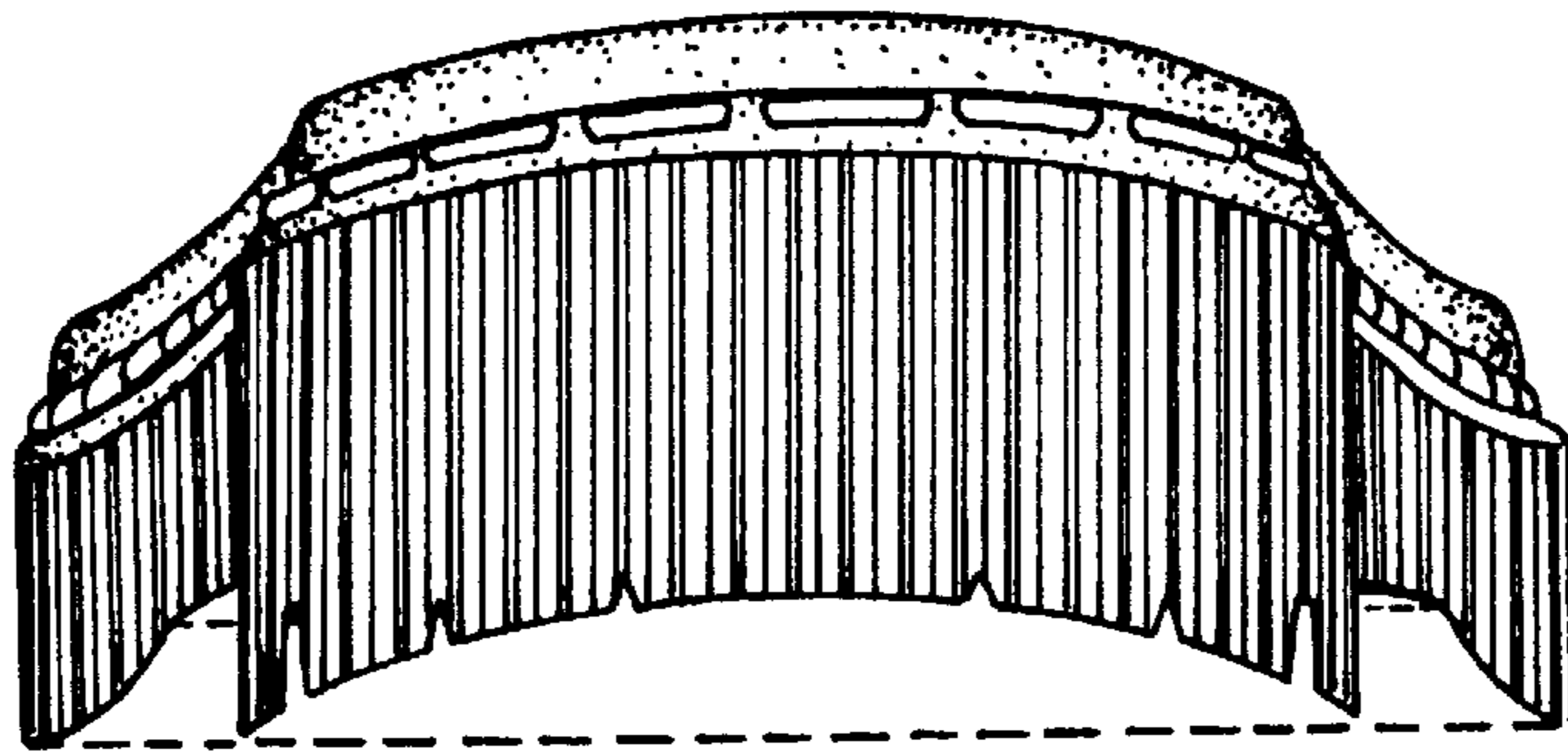


FIG. 2.

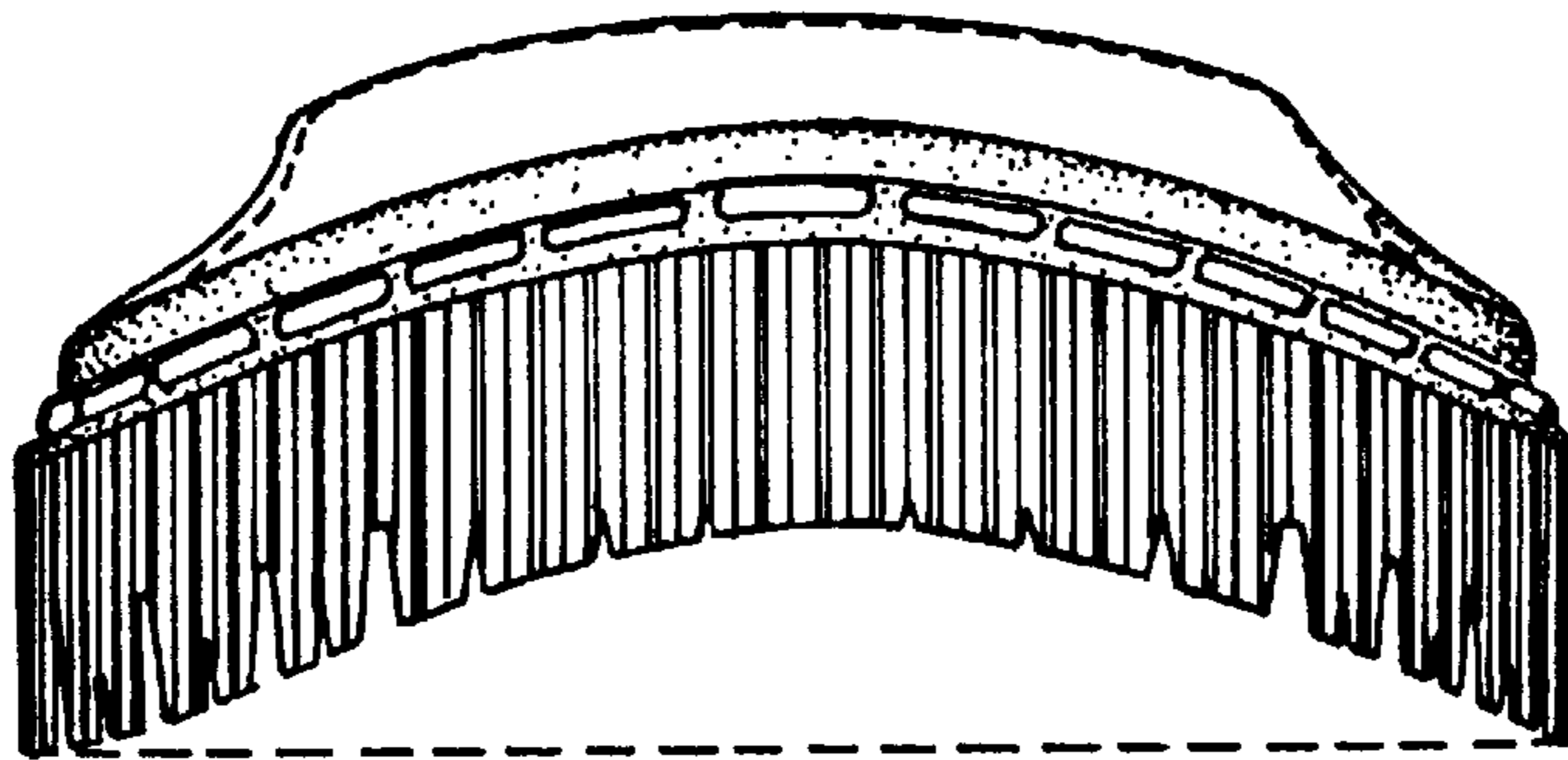
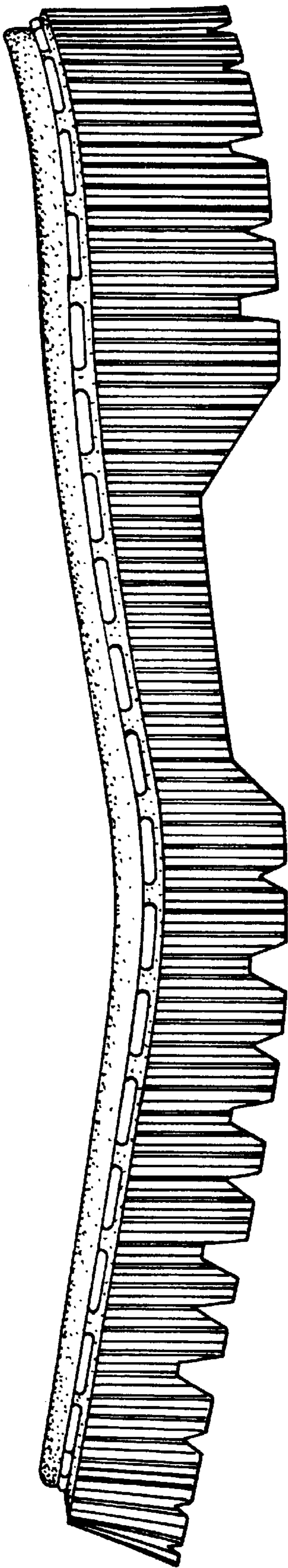
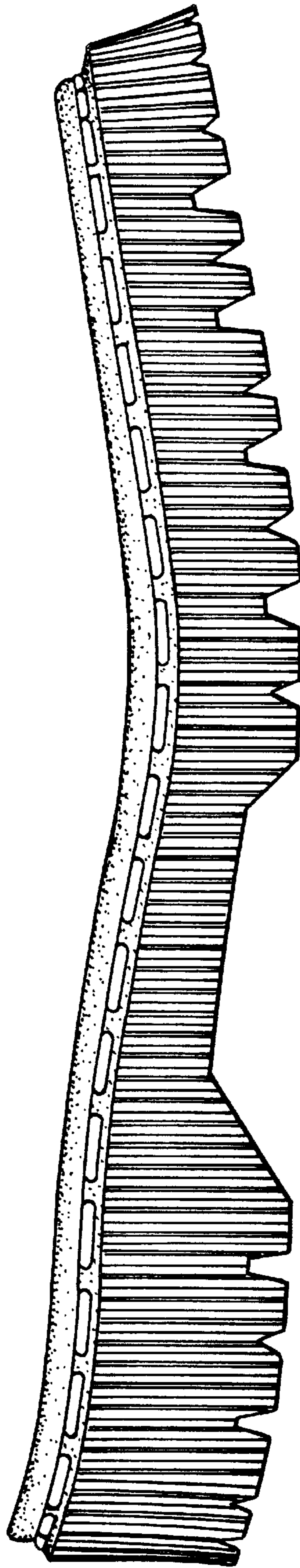


FIG. 3.



*FIG. 4.*



*FIG. 5.*



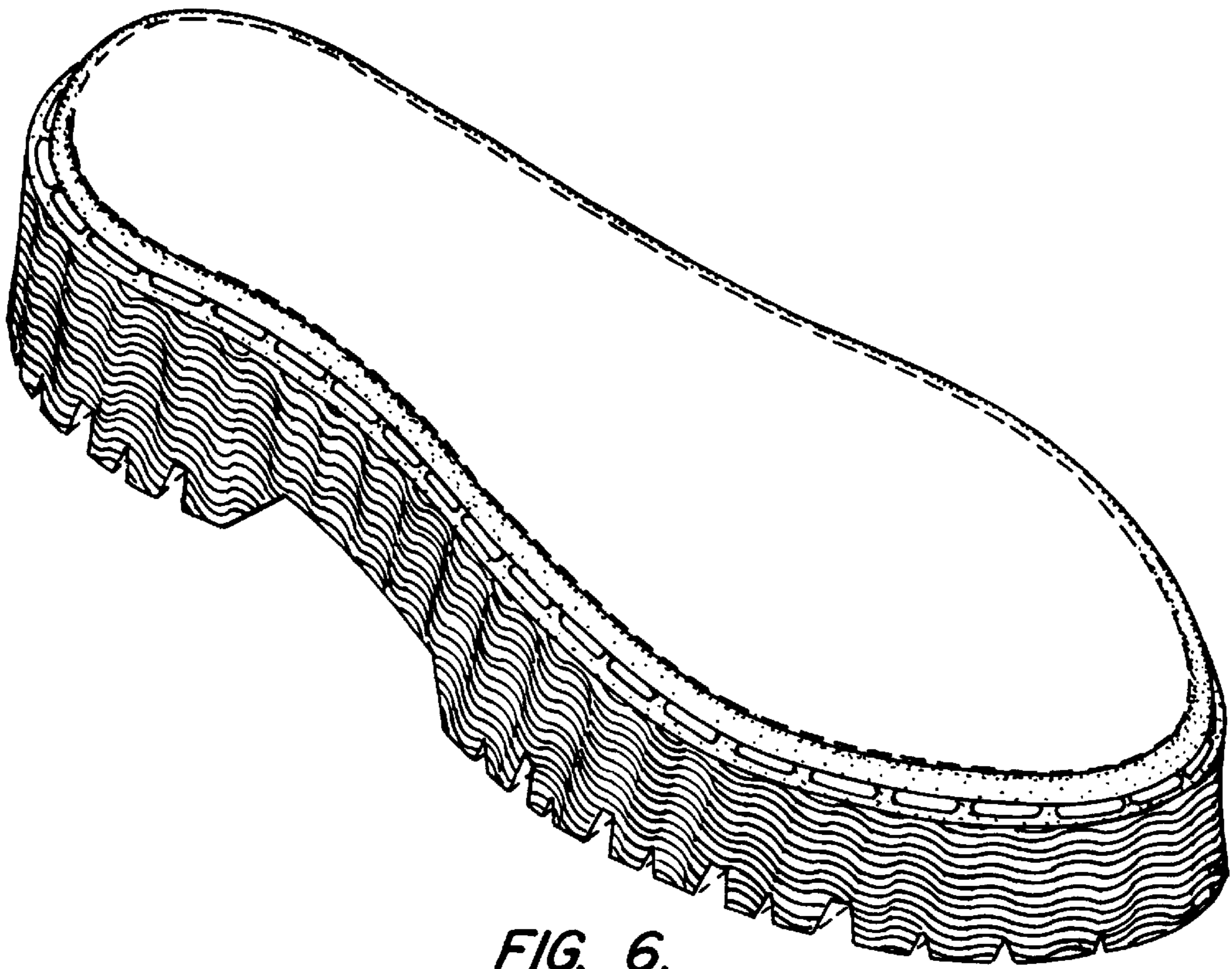


FIG. 6.

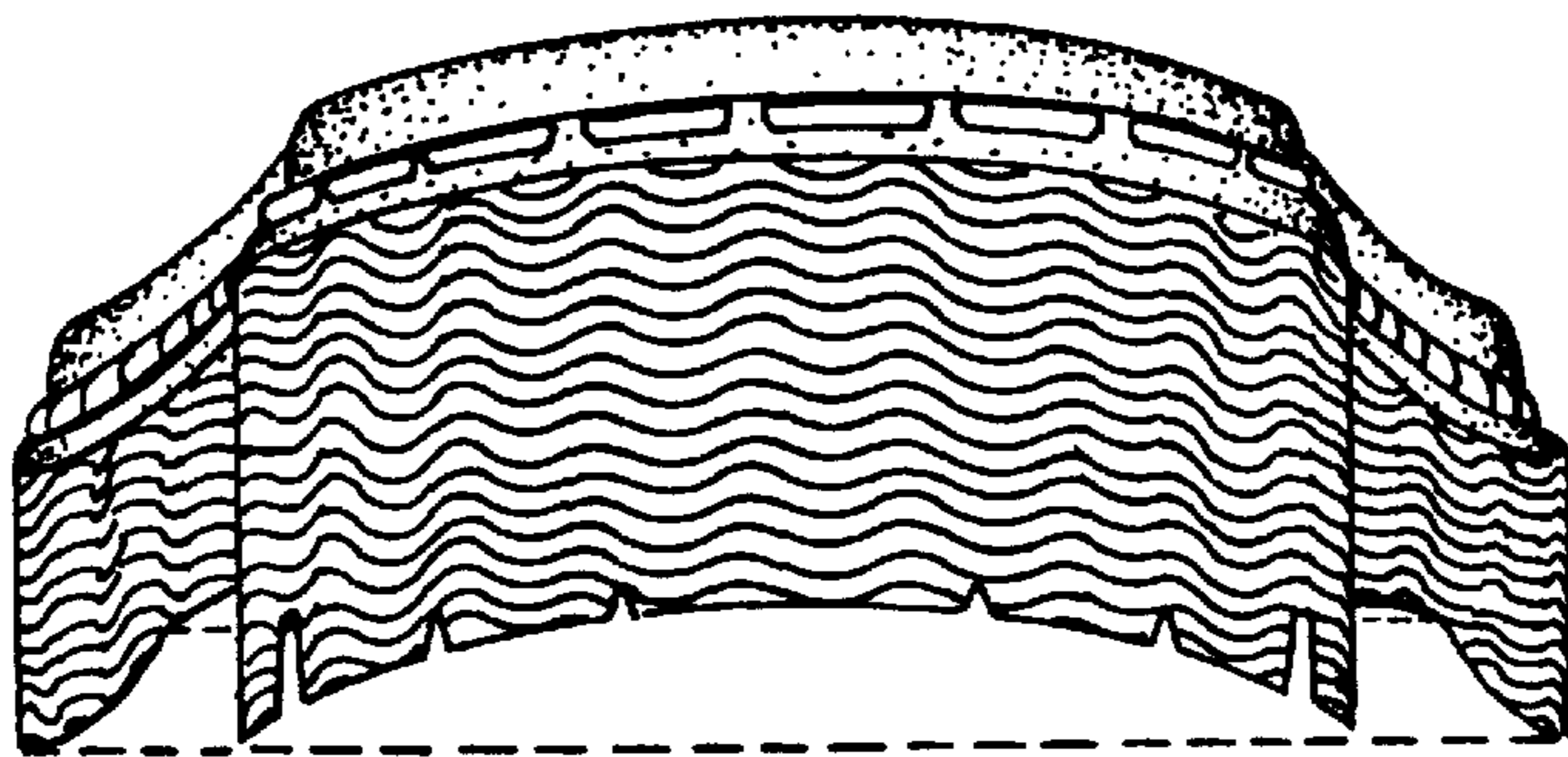


FIG. 7.

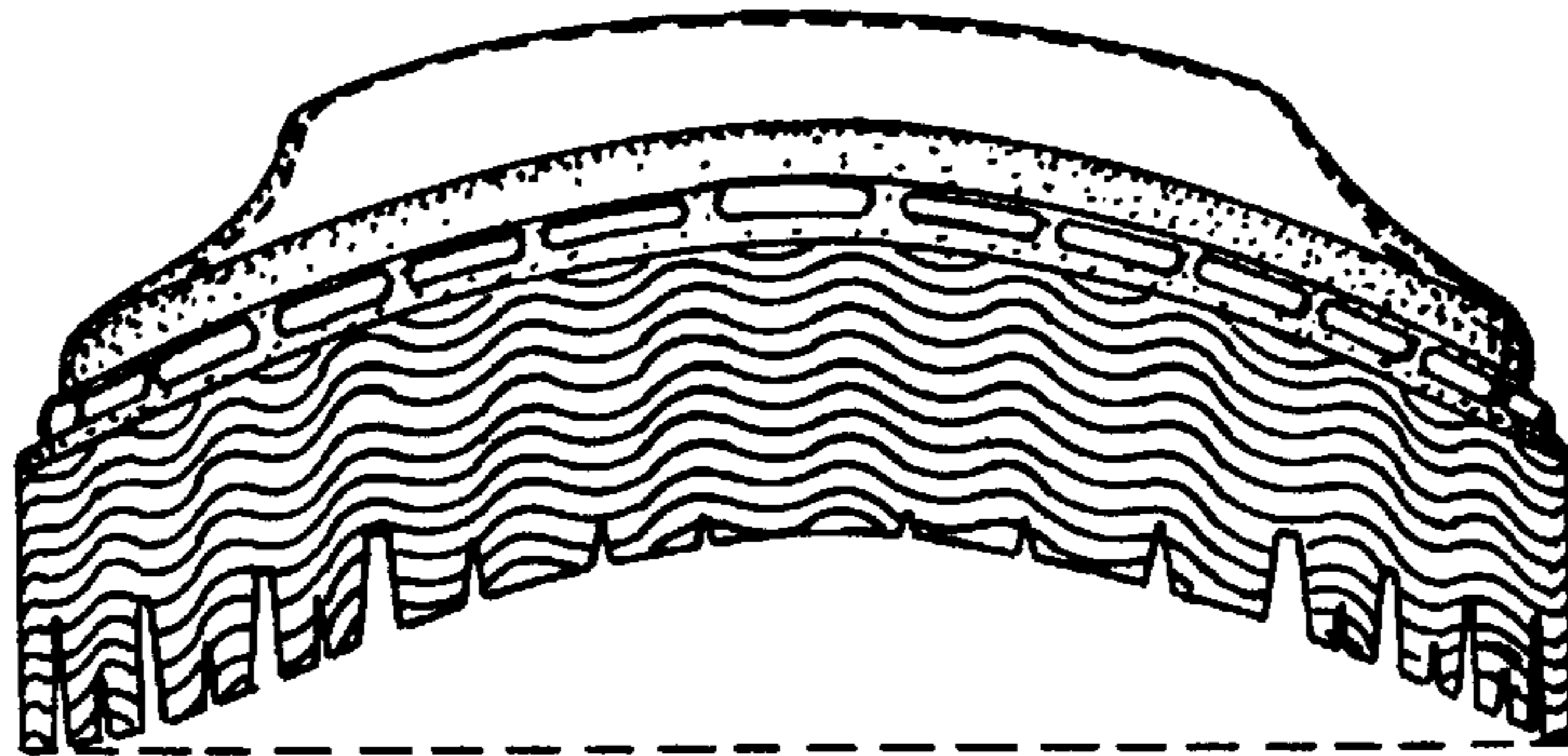
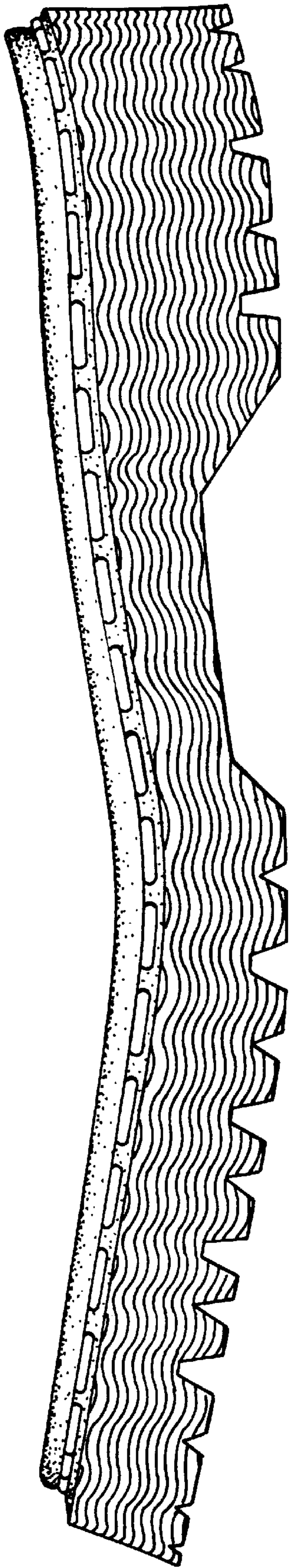
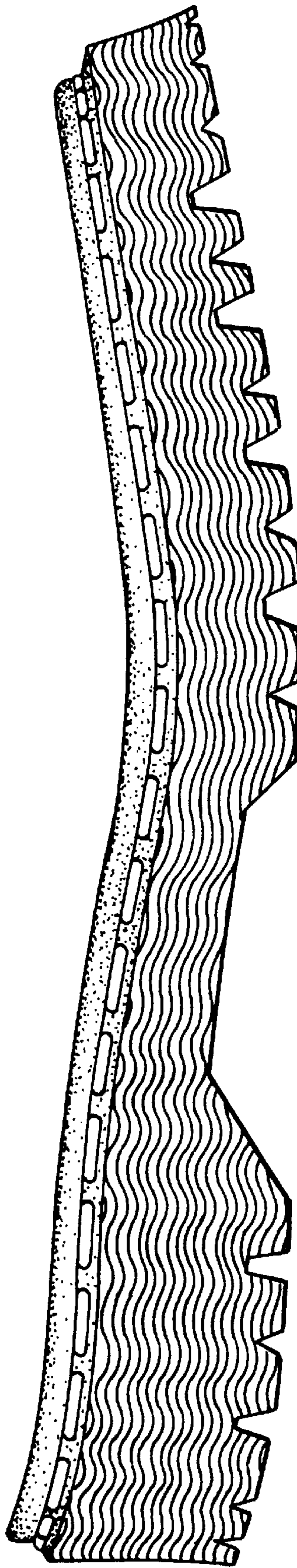


FIG. 8.



*FIG. 9.*



*FIG. 10.*