



US00D444925S

(12) **United States Design Patent**  
**Monette**

(10) **Patent No.:** **US D444,925 S**

(45) **Date of Patent:** **\*\* Jul. 10, 2001**

(54) **PET GROOMING VACUUM ATTACHMENT**

5,231,762 8/1993 Hunts .

(76) Inventor: **Samuel Monette**, 2500 S. Gross St.,  
Philadelphia, PA (US) 19142

\* cited by examiner

*Primary Examiner*—Pamela Burgess

(\*\*) Term: **14 Years**

(57) **CLAIM**

(21) Appl. No.: **29/129,455**

The ornamental design for a pet grooming vacuum attachment, as shown and described.

(22) Filed: **Sep. 15, 2000**

**DESCRIPTION**

(51) **LOC (7) Cl.** ..... **30-99**

(52) **U.S. Cl.** ..... **D30/158; D32/33**

(58) **Field of Search** ..... D30/158, 159;  
D32/33; D4/127, 132-135, 114; 119/612,  
615, 606; 15/344, 402, 393

FIG. 1 is a front elevational view of the pet grooming vacuum attachment of the present invention;  
FIG. 2 is a rear elevational view of the pet grooming vacuum attachment of FIG. 1;  
FIG. 3 is a left side elevational view of the pet grooming vacuum attachment of FIG. 1;  
FIG. 4 is a right side elevational view of the pet grooming vacuum attachment of FIG. 1;  
FIG. 5 is a top plan view of the pet grooming vacuum attachment of FIG. 1; and,  
FIG. 6 is a bottom plan view of the pet grooming vacuum attachment of FIG. 1.

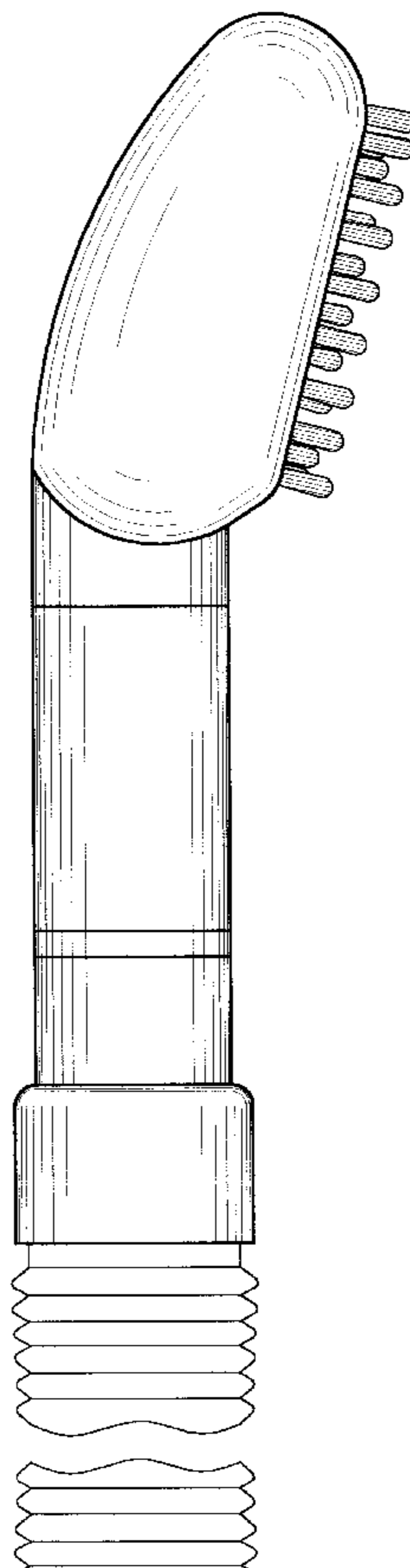
It is understood that the broken away portion of the elongated tube as shown in FIGS. 1 and 2 represents an indeterminate length.

(56) **References Cited**

**U.S. PATENT DOCUMENTS**

D. 272,568	2/1984	Kuhl .	
D. 307,067	* 4/1990	Kuhl et al. ....	D30/158
D. 352,397	* 11/1994	Coleman ....	D4/114
D. 389,618	* 1/1998	Rosen ....	D30/158
1,894,905	1/1933	Fechtenburg .	
3,574,885	* 4/1971	Jones ....	15/393
3,668,736	6/1972	Loscalzo .	
3,955,238	5/1976	Remijas .	
4,190,924	3/1980	Nicholson .	
4,799,460	* 1/1989	Kuhl ....	15/344

**1 Claim, 3 Drawing Sheets**



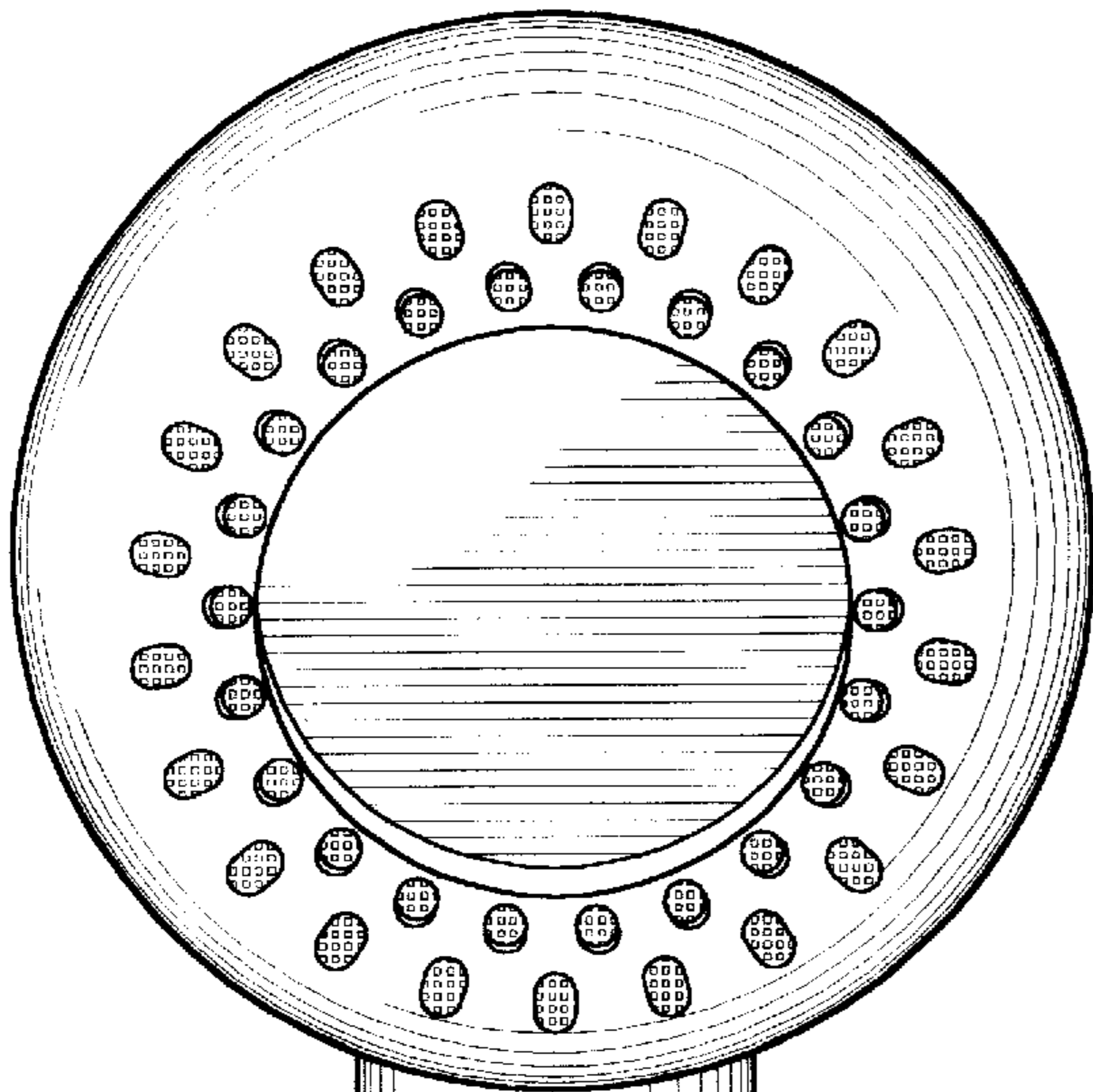


FIG. 1

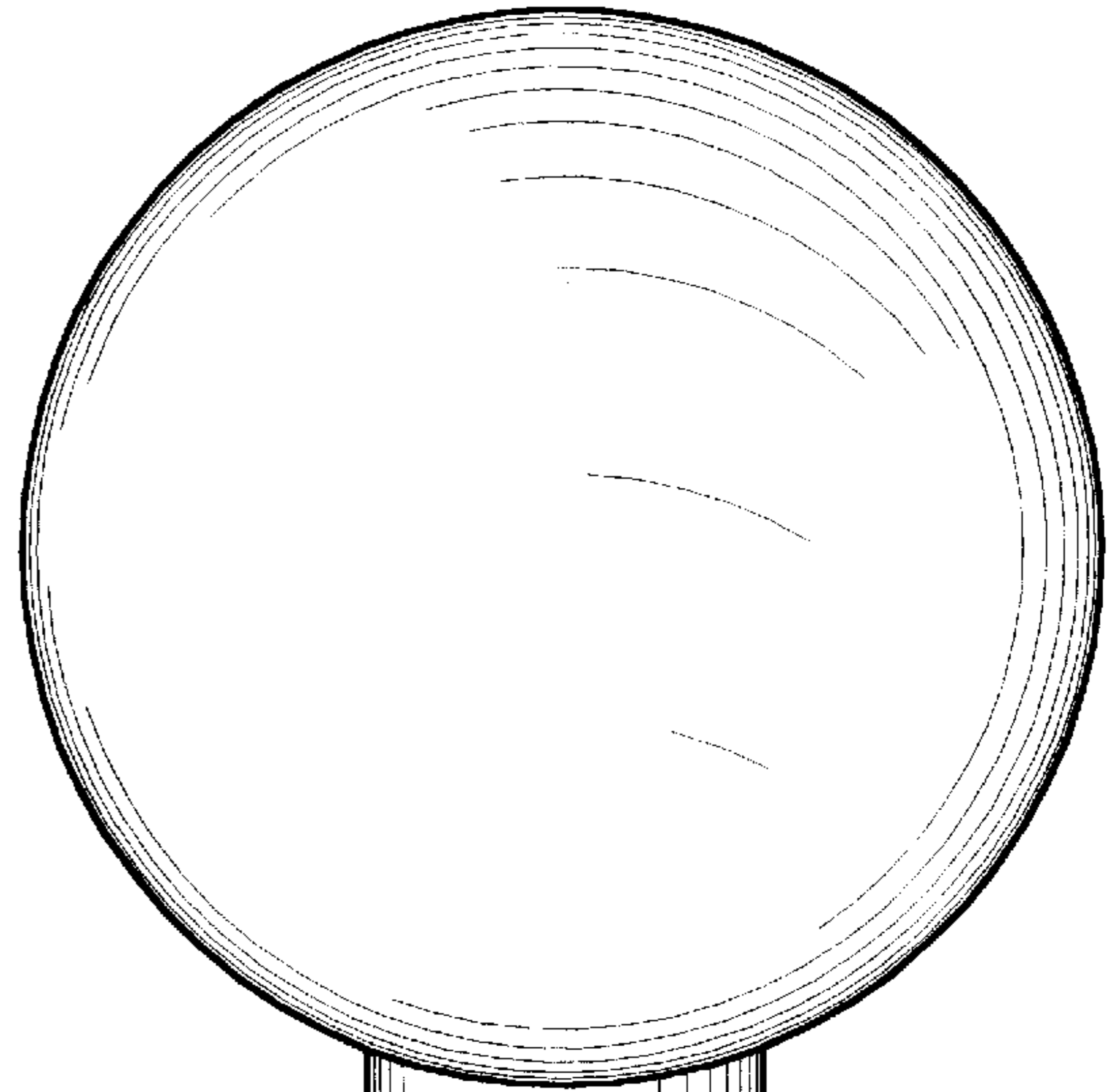


FIG. 2

FIG. 3

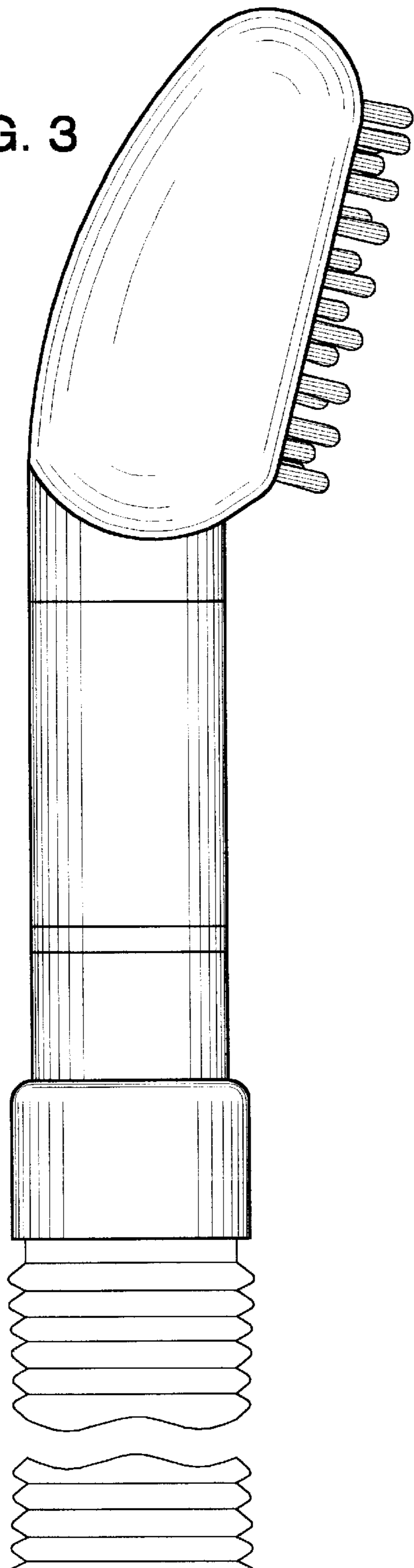


FIG. 4

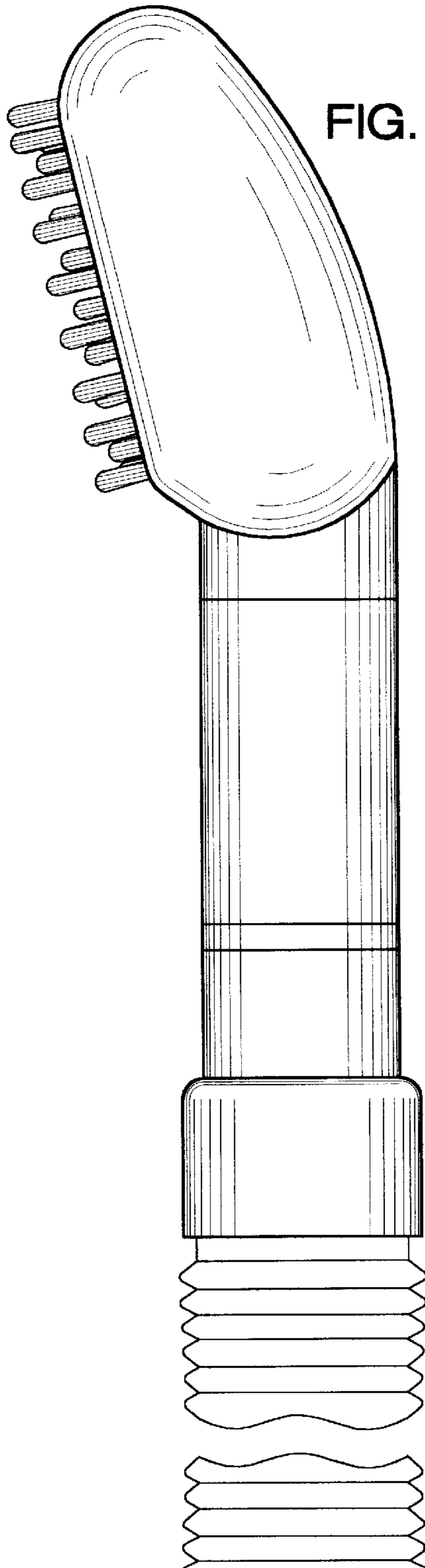


FIG. 5

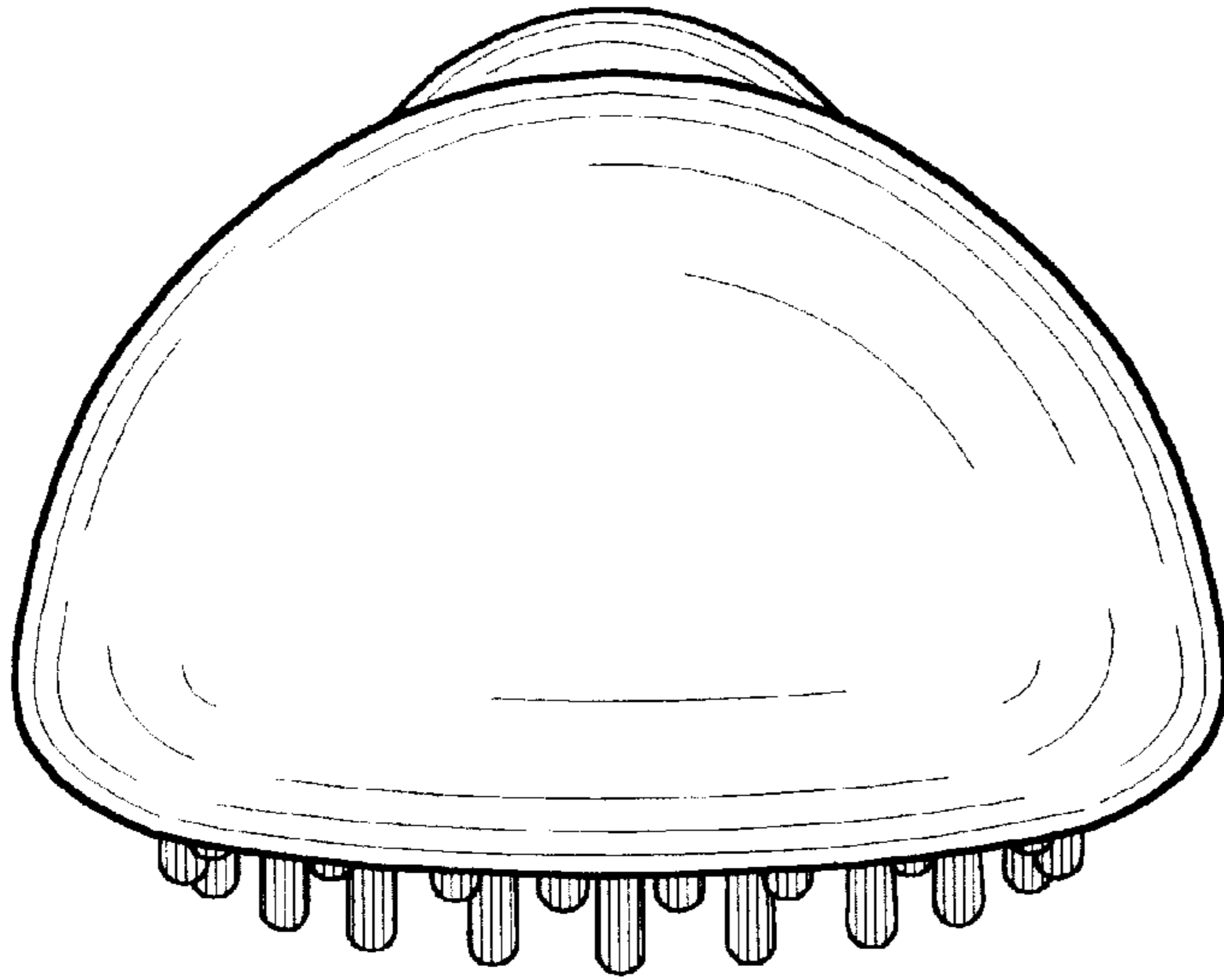


FIG. 6

